

The early identification of dyslexia

Thesis submitted in September 1995

for the degree of
Doctor of Philosophy

VOL II

by
Susan J. Pickering

Department of Psychology
Univeristy of Sheffield

Appendices

Table of contents

		Page
Appendix 1	Review of early identification studies: subjects, measures and predictive success	1
Appendix 2	Questionnaire for Parents	20
Appendix 3	Test stimuli used in the study	21
Appendix 3.1	Examples of test items from the British Ability Scales	22
	(a) Copying	22
	(b) Block design	23
	(c) Matching letter like forms	24
	(d) Visual recognition	25
	(e) Matrices	26
Appendix 3.2	Stimuli from the Tests of Phonological Skills	27
	(a) Phonological discrimination	27
	(b) Nonword repetition	28
	(c) Rhyming task	29
	(d) Lexical access	30
	(e) Phonological segmentation	31
Appendix 3.3	Stimuli from the Naming game	32
Appendix 3.4	Example of item from the Visual Search task	33
Appendix 3.5	Reading and Spelling Tests	34
	(a) The British Ability Scales Test of Word Reading	34
	(b) The Schonell Test of Single Word Reading	35
	(c) The Neale Analysis of Reading Ability	36
	(d) The British Ability Scales Spelling Scale	37
Appendix 4	Analysis of data	38
Appendix 4.1	Raw data for all subjects	39
	(a) Phase 1	39
	(b) Phase 2	61
	(c) Phase 3	74
Appendix 4.2	ANOVA summary tables for analysis of data from the Phase 3 reading groups	84
	(a) Phase 1	84

	(b) Phase 2	90
Appendix 4.3	Effect size data and incidence data for the Phase 3 reading groups	93
	(a) Mean effect sizes, SD effect sizes and incidence data for Phase 1	93
	(b) Mean effect sizes, SD effect sizes and incidence data for Phase 2	102
Appendix 4.4	Correlation matrix to show correlations between the predictive measures	108
	(a) Phase 1	108
	(b) Phase 2	112
Appendix 4.5	ANOVA summary tables for analysis of data from the dyslexics, slow learners, borderline poor readers and normal readers.	114
	(a) Phase 1	114
	(b) Phase 2	120
	(c) Phase 3	123
Appendix 4.6	Laterality scores for all subjects	126
Appendix 4.7	Effect size and incidence data for the dyslexics, slow learners, borderline poor readers and normal readers	128
	(a) Individual effect sizes, mean and SD effect sizes and incidence data for Phase 1	128
	(b) Individual effect sizes, mean and SD effect sizes and incidence data for Phase 2	156
	(a) Individual effect sizes, mean and SD effect sizes and incidence data for Phase 3	172
Appendix 5		
Appendix 5.1	Number of at risk markers on the Screening Predictive Index tests for subjects in the borderline poor reading and normal reading groups	185
Appendix 5.2	Number of at risk markers on the Screening Predictive Index (II) tests for subjects in the borderline poor reading and normal reading groups	186
Appendix 5.3	SPI and SPI (II) profiles for dyslexics, slow learners and normal readers	187
Appendix 5.4	Background information for the dyslexics and slow learners	195
	(a) dyslexics	195
	(b) slow learners	199
Appendix 5.5	Phase 1 performance profiles for the dyslexic subjects to investigate possible subtypes of dyslexia	204

Appendix 1

Review of Early Identification studies: subjects, measures and predictive success

Author & title	Subjects	Test measures	Follow-up testing and statistics used	Best Predictors
Badian (1982) The Prediction of Good and Poor Reading Before Kindergarten Entry: A 4-Year Follow-up.	180 children (mean age 4.9) 96 boys, 84 girls. 129 subjects at follow-up	<u>HOLBROOK SCREENING BATTERY</u> 1. WPPSI Information 2. WPPSI sentences 3. ITPA Auditory Association 4. Prepositions (block & box) 5. Verbal expression (tell story about picture) (articulation, syntax, content) 6. Counting (10 objects & by rote) 7. Colours (8) 8. Letters (13 uppercase) 9. Shapes (5) 10. Draw-a-person (Koppitz) 11. Name writing (1st & last) 12. Copy forms (5 shapes) 13. Pencil use (3 pt rating) 14. Cutting (3 pt rating) 15. Gross motor (walk bkwards, on tiptoe, along straight line, stand on 1 ft, skip)	Criterion measures: Total reading score of the Stanford Achievement Test (SAT) at grades 1.7-3.7 (including word recognition, word study skills & reading comprehension) <u>STATS</u> 1. Pearson Product moment correls 2. stepwise regression analyses 3. rotated varimax factor analysis	The total battery & short form correctly identified 92% of good & poor readers. 9 false +ves, 1 false -ve Best predictors: Information, counting, letters, name writing, sentences, colours (all verbal/verb-visual tasks)
Badian (1984) Can the WPPSI be of Aid in Identifying Young Children at Risk for Reading Disability	72 children (45 boys, 27 girls) mean age 64.5 mo referred for eval for LD (IQ=80-114)	WPPSI Full scale Holbrook Screening Battery (administered before KG)	Follow-up at mean age 99.3 mo (mean grade 3.1) Total reading score of the SAT poor reading <28th %ile good reading >38th %ile <u>STATS</u> 1. Manova 2. Stepwise regr analysis	Poor readers were significantly superior on 3 WPPSI verbal subtests, verb IQ, conceptual & acquired knowledge factors. WPPSI did not provide the same pattern of difficulty for the poor readers as the WISC

<p>Badian (1984) Reading disability in an epidemiological contxt: Incidence and environmental correlates.</p>	<p>550 children (266 girls, 284 boys), age 8-12, grades 3-6. Middle & lower middle SES.</p>	<p>Stanford Achievement Test:- poor reading + total reading score < 20th %ile + IQ at least 85. (=4% of pop) (2.7%=SL's) Questionnaire (fathers occup, posn in family, fam size, maternal age at birth, birth weight, high risk prenatal & perinatal factors (eg. ill health in pregnancy, prolonged labour, difficult delivery, abnormal condits in newborn, arritability, overactivity, feeding probs, adoption) Late or abnormal creeping, late/abnormal speech, late walking, hearing loss, strabismus, serious illnesses or accidents, febrile convulsions, seizure disorder, allergies, symptoms of attentional disorder/hyperactivity.</p>	<p><u>STATS</u> ANOVA Spearman's Rank correl</p>	<p>position in family: RD subjects born later. poorer readers were born between July & September hotter temperature at time of birth - poorer reading scores</p>
<p>Badian (1986) Improving the prediction of Reading for the Individual Child: A Four-Year Follow-up</p>	<p>208 boys (mean age 57.9mo at initial testing)</p>	<p>Predictive measures: 1. HSB (+ rated on eg. speech intelligibility, attention, activity, willingness to separate from parent) HSB has 3 factors: verbal, naming, visual-motor. 2. Parent questionnaire (family constellation, birth & medical history, developmantal milestones, family history of learning problems, bahavioural characteristics of child as infant/preschooler 3. handedness, attendance in special preschool, special help received.</p>	<p>Total Reading score of SAT admin at grade 3. Poor reading = < 14th %ile <u>STATS</u> 1. Stepwise regression 2. ANOVA</p>	<p>correlation of all measures with reading = .65 False +ves/-ves = 33 children False -ves divided into 4 subgroups- poss corresponding with dyslexia subtypes</p>

<p>Badian (1988) The Prediction of Good and Poor Reading Before Kindergarten Entry: A Nine-Year Follow-Up. (follow up of 1982 study)</p>	<p>116 children at follow up (58 boys/girls) mean age at follow-up=13.8, grade 8.</p>	<p>HSB at age 4 Parental Questionnaires (at age 4) SES</p>	<p>SAT Advanced level. STATS 1. stepwise regression 2. correlation matrix</p>	<p>multiple correlation of whole battery =.67 (45% variance in reading performance) Best correlations+ information, sentences, letters, counting. Prediction improved when regression computed for m & f separately (.703 m, .755 f) Information best single predictor for both sexes. overall hit rate at grade 8=88% (89% good readers, 75% poor readers)</p>
<p>Badian (1988) Predicting Dyslexia in a Preschool Population</p>	<p>444 subjects (220 m, 224 f) age at screening = 51-67 months Follow-up at grade 6 (mean age 11.78 years)</p>	<p>Holbrook Screening Battery (14 subtests) Parents Questionnaire</p>	<p>Stanford Achievement Test (WISC-R for poor readers)</p>	<p>Screening test and background variables identified 96% poor readers and 99% good readers</p>

<p>Badian et al. (1990) Prediction of Dyslexia in Kindergarten Boys.</p>	<p>190 boys, IQ 90 (+). mean age =6.2 years</p> <p>Follow-up 4th grade n=163, mean age 9.11 (grade 4.5)</p>	<p><u>Neuropsychological tests:</u></p> <p><u>(a) Non-verbal</u></p> <ol style="list-style-type: none"> 1. WPPSI perf scale subtests 2. Benton Facial Recognition Test 3. Benton Finger Localization Test 4. Developmental Test of Visual-Motor Integration 5. Motor-free Visual Perception Test 6. Jordan Left-Right Reversal Test 7. Recognition Discrimination Test <p><u>(b) Verbal</u></p> <ol style="list-style-type: none"> 1. WPPSI verbal scale subtests 2. Illinois Test of Psycholinguistic ability (ITPA) 3. PPVT-R 4. Stanford-Binet Intelligence Scales 5. Boston Naming Test 6. RAN 7. Token Test 8. Paired Associates Test 9. Aston Test of Auditory Sequential Memory (dig span) <p><u>(c) Preacademic Tasks</u></p> <ol style="list-style-type: none"> 1. letters 2. sounds 3. shapes 4. colours 5. alphabet 6. name writing <p><u>Electrophysiological Measures</u></p> <ol style="list-style-type: none"> 1. Brain Electrical Activity Mapping 2. electroencephalographic (EEG) 3. evoked potential (EP) 	<p>Kaufman Test of Educational Achievement</p> <p>Gray Oral Reading Test-R</p> <p>8 subjs identified as dyslexic</p> <p><u>STATS</u></p> <ol style="list-style-type: none"> 1. regression 2. factor analysis 	<p>best predictors (.8): sounds, grammatic closure, RAN numbers, Boston naming test, finger localization, alphabet.</p> <p>Dyslexics & non-d differed on 3 factors: symbol memory, rapid naming, visual recognition (dys were better on vr)</p> <p>Dyslexics were significantly lower on 3 RAN tests, finger localization, sounds, V-M I, Paired associates (also grammatic closure, token test, word naming.)</p> <p><u>Electrophys. measures</u></p> <p>dyslexics differed 2 EP features (1 vis - left & parietal & 1 aud- right occipital & parietal)</p> <p>Therefore 3 excellent predictors: letter sounds, RAN numbers, finger loc.</p>
--	---	---	--	---

<p>Badian (1990) Background Factors and Preschool Test Scores as predictors of Reading: a NineYear Longitudinal Study.</p>	<p>393/749 children remaining at 9 yr follow-up tested 6 mo before KG entry. Age at follow-up = 13.8 yrs (grade 8)</p>	<p>1. HSB (3 factors: verbal, motor/fine motor factor, preacademic/misc 2. Metropolitan Readiness Test (MRT) (administered in late KG) 3. Background Factors- observation & questionnaire test behaviour speech delay handedness birth history birth order SES Family History of LD</p>	<p>Stanford Achievement Test <u>STATS</u> 1. MANOVA 2. stepwise regression analysis 3. stepwise discriminant function analysis poor reading =<25th %ile cf. scores on listening comp High risk on HSB=<14th %ile MRT=<3rd stanine</p>	<p>1. Test behaviour had significant effect on reading & HSB for m & f 2. Speech delay only related to reading in f. 3. no relation of handedness to reading. 4. birth history-no relationship 5. birth order differences for girls at grade 8. 6. SES-significant for boys 7. FHLD significant at all levels for m&f Background factors + test scores identify more high risk subjects than tests alone 38 false +ves</p>
<p>Book (1974) Predicting Reading Failure: A Screening Battery for Kindergarten Children.</p>	<p>725 kindergarte n children</p>	<p>Slosson Intelligence Test Bender Gestalt Test Metropolitan Readiness Test Subjects assigned to one of 6 diagnostic categories based on test scores.</p>	<p>reading level of child at end of each school year <u>STATS</u> correlation</p>	<p>significant correlation between diagnostic category and end of first and second grade reading achievement (.99)</p>

<p>Butler (1979) Predictive Antecedents of Reading Disability in the Early Years of Schooling</p>	<p>392 subjects (204 m, 188 f) Mean age 5.8 years</p>	<p><u>General Motor Tests</u> (a) Southern California Sensory Integration Tests 1. Tonic Labyrinthine Reflex 2. Finger Identification 3. Imitation of Postures 4. Bilateral Motor Coordination 5. Figure Ground Perception 6. Manual Form Perception (b) Fine Motor Coordination 1. Matchsticks 2. Tying a Knot (c) Hilda Santucci Copying Geometric Forms Test (d) Marianne Frostig Developmental Test of Visual Perception <u>Auditory/Visual Tests</u> (a) Letter Recognition Test (b) Auditory Attention Span for Related Syllables (c) Predictive Test of Hearing (d) Predictive Screening Test of Articulation (e) Mira Stambak Rhythm Test (f) The Bureau of Auditory Comprehension Test (g) Peabody Picture Vocabulary Test <u>General Ability and Language Tests</u> (a) Slosson Intelligence Test (b) Illinois Test of Psycholinguistic Abilities Teacher's School Entry Screening Test (Sheppard)</p>	<p>Standardised reading tests e.g. Schonell. <u>STATS</u> Pearsons Product Moment Correlation Multiple Regression</p>	<p>sex differences in prediction - correlations higher for males. best predictors = letter identification, bureau auditory comprehension, closure, Frostig, Slosson and grammatic closure.</p>
<p>Butler, Marsh, Sheppard and Sheppard (1982) Early Prediction of Reading Achievement With the Sheppard School Entry Screening Test: A Four Year Longitudinal Study.</p>	<p>392 children (204 m, 188 f) mean age 5.7 years</p>	<p>measures as in Butler (1979) Sheppard School Entry Screening Test - assessment of gross motor ability, perceptual form and human figure drawing, auditory and perceptual patterning, language facility and tactile ability. parents language</p>	<p>criterion reading tests <u>STATS</u> factor analysis, correlations, multiple regression path analysis</p>	<p>background predictors = sex, parents language SSEST factor II (language) = best predictor, followed by Factor I (figure drawing)</p>

<p>Butler, Marsh, Sheppard and Sheppard (1985) Seven-Year Longitudinal Study of the Early Prediction of Reading Achievement</p>	<p>same as Butler et al (1982)</p>	<p>same as Butler (1979) 6 factors from factor analysis: 1. psycholinguistic abilities 2. figure drawing 3. language 4. rhythm 5. perceptual motor skills 6. spatial/form perception</p>	<p>criterion reading measures STATS factor analysis, correlation, multiple regression, path analysis</p>	<p>best predictors = factors: 3. language, 1. psycholinguistic abilities, 6. spatial/form perception, 2. figure drawing</p>
<p>Catts (1993) The Relationship Between Speech-Language Impairments and Reading Disabilities.</p>	<p>56 SLI children and 30 non-SLI children (mean age 6.2 years)</p>	<p><u>(a) Receptive Language</u> 1. PPVT-R 2. Token Test for Children 3. Test of Language Development 2 (grammatical understanding) <u>(b) Expressive Language</u> 1. Expressive one word picture vocabulary test 2. Structured photographic expressive language test 3. Test of Language development 2 (sentence imitation and grammatical closure) <u>(c) Articulation</u> Goldman-Fristoe Test of Articulation WISC (block design and picture completion) (A) Phonological awareness: deletion task & blending task (B) RAN (objects, colours and animals))</p>	<p>Reading achievement measured in 1st & 2nd grade STATS correlation multiple regression</p>	<p>best correlation with 1st grade reading = phoneme awareness, especially deletion phon awareness and RAN accounted for largest amount of variance in 1st grade reading (word recognition) but standardised lang measures accounted more for reading comprehension (2nd grade)</p>

<p>Felton (1992) Early Identification of Children at Risk for Reading Disabilities.</p>	<p>221 children (102 f, 119 m) mean age 6.1 years</p>	<p><u>(a) phonological awareness</u> 1. initial consonant not same 2. final consonant different 3. Rhyme 4. Lindamood Auditory Conceptualization Test 5. Syllable Counting Test <u>(b) phon coding in lexical access</u> 1. RAN <u>(c) phon coding in working memory</u> 1. word string memory test <u>(d) additional research measures</u> 1. Alphabet recitation test 2. Finger localization</p> <p>Otis-Lennon Mental Ability Test. (IQ)</p>	<p>California Achievement Test-Reading (vocab & comp) given in 3rd grade</p> <p>STATS 1. simple (bivariate) correls 2. IQ partialled out 3. stepwise discriminant function analysis</p>	<p>High correlations: initial consonant, final consonant, rhyme, lindamood, RAN, alphabet recitation.</p> <p>After IQ partialled out: RAN colours, numbers & letters.</p> <p>General ability, RAN letters & initial consonant accounted for 41% variance in 3rd grade reading.</p> <p>3 tests predicted 100% severely disabled & 89% superior readers</p>
<p>Feshbach et al. (1977) Prediction of Reading and Related Academic Problems.</p>	<p>491 & 553 KG children</p>	<p>1. WPPSI 2. de Hirsch-Jansky Predictive Index (9 subtests) 3. Bender Motor Gestalt test</p> <p>4. Student Rating Scale (SRS) (5 factors) attention & behavioural control language skill vis-aud perceptual discrim memory perceptual motor coord</p> <p>5. demographic & medical history data</p>	<p>The Cooperative Primary Reading Test</p> <p>Individualized reading inventory</p> <p>Periodic writing samples</p> <p>followed up @ grade 1</p>	<p>SRS best predictor-correlation = .50,</p> <p>followed closely by the deHirsh & IQ</p> <p>sex & fathers occupational status related to reading</p> <p>For predicting RD rather than reading per se:</p> <p>SRS & de Hirsh predict with moderate success</p> <p>NB. effects of classroom experience cause variation.</p>

<p>Haslum (1989) Predictors of Dyslexia?</p>	<p>17,000 children in British Births Cohort Study, followed up at 5 & 10 yrs.</p>	<p>Numerous measures taken at birth & 5 and 10 yrs old as part of the British Births Cohort Study.</p>	<p>diagnosis of dyslexia <u>STATS</u> backwards stepwise logistic regression</p>	<p>1. failed catch a ball test ($m=p<.001$, $f=p<.01$) 2. failed walking backwards test ($m=p<.009$) 3. low educational qualifications of mother ($m=<.02$) 4. father's attitude to child ($m=p<.0001$) 5. low educational qualifications of father ($f=p<.01$) 6. siblings with a reading problem ($f=p<.05$)</p>
<p>Horn & O'Donnell (1984) Early Identification of Learning Disabilities</p>	<p>110 boys, 108 girls, first grade, mean age 6.5 years, lower- middle SES</p>	<p>CA, sex, SES & 15 predictor variables: 1. auditory-visual integration test 2. behaviour problem checklist 3. Bender Gestalt Test of Visual-Motor Integration 4. Edinburgh Handedness Inventory 5. Finger Localization task 6. Finger Tapping 7. Lateral dominance exam 8. Letter% number recognition test 9. motor coord test 10. name writing 11. quantitative concepts test 12. rating of academic performance by teacher 13. Slosson intelligence test 14. visual matching 15. Wepman auditory discrimination test</p>	<p>Metropolitan Achievement Test (reading & maths subtests) <u>STATS</u> 1. multiple regression scores 2. discriminant function analysis</p>	<p>compared low achievers & LD lateral dominance exam was only test to significantly discriminate LD from non-LD children in MATHS</p>

<p>Horn & Packard (1985) Early Identification of Learning Problems: A Meta-Analysis.</p>	<p>58 studies from 1960 onwards. Children tested in KG or 1st grade</p>	<p><u>Predictor Variables:</u> <u>(a) Language Variables</u> 1. written expressive language 2. oral expressive language 3. receptive language <u>(b) Sensory Variables</u> 1. figure drawing 2. auditory-perceptual measures 3. visual-perceptual measures 4. sensory integration measures <u>(c) Behavioural-Emotional Variables</u> 1. measures of attention/distractibility & impulse control 2. measures of externalising behaviour problems 3. measures of internalizing behaviour problems 4. self-help/social skills <u>(d) "Soft" Neurological Variables</u> 1. fine motor skills 2. gross motor skills 3. cerebral dominance/handedness <u>(e) IQ Measures</u> <u>(f) Teacher Ratings</u></p>	<p>Reading in 1st, 2nd & 3rd grade</p> <p><u>STATS</u></p> <p>1. correlation</p>	<p>best single predictors of reading:</p> <p>-attention /distractibility (.63) & internalizing (.59)</p> <p>Language variables (.52) partic write expressive & receptive.</p> <p>IQ tests (.53)</p> <p>Some predictors of first grade reading were different to 2nd & 3rd grade</p>
--	---	--	--	---

<p>Jansky & de Hirsch (1972) "Preventing Reading Failure" (chapter 2:A New Plan for Prediction)</p>	<p>401 (217 m & 184 f) KG children (approx age 5.10)</p>	<p>Aspects of development tested: perceptuomotor organization, linguistic competence in both receptive & expressive aspects, readiness to cope with printed symbols.</p> <p>(effort ratings)</p> <ol style="list-style-type: none"> 1. Pencil Use 2. Name writing 3. Bender Motor Gestalt Test 4. Minnesota Percepto Diagnostic Test 5. Tapped Patterns 6. Sentence Memory (from Stanford-Binet Intell Scale) 7. Wepman Auditory Discrimination Test 8. Boston Speech Sound Discrimination Test 9. Roswell-Chall Auditory Blending Test 10. Oral Language Level 11. Number of Words Used in telling a story 12. Category names 13. Picture Names 14. Letter names 15. Horst Nonsense Word Matching Test 16. Word Matching Test (Gates Reading Readiness Test) 17. Matching by Configuration (based on Gates) 18. Recognition of words previously taught 	<p>followed-up in 2nd grade:</p> <ol style="list-style-type: none"> 1. Roswell-Chall Auditory Blending Test 2. Bryant Phonics Test 3. Gates Advanced Primary / Gates-MacGinitie Paragraph Reading Test 4. Gray Oral Reading Test 5. Fluency of Oral Reading (Gray) 6. Guessing at words from context 7. written spelling test (Metropolitan) 8. oral spelling test (Stanford) 9. Numbers of letters transposed (Metro) 10. Number of letters reversed (Met) 11. Number of words in written composition 12. % of correctly spelled words in composition. <p>STATS -designed a "best predicting equation" by means of stepwise multiple linear regression techniques</p>	<p>Letter naming, picture naming, Gates word Matching, Bender Motor Gestalt, Binet sentence memory & word recognition - identified 77% of 2nd grade failed readers (19% false +ves)</p> <p>multiple correlation = .69 - accounted for 47% of variance of 2nd grade reading.</p>
---	--	---	---	---

<p>Jansky et al. (1989) Prediction: A Six Year Follow-up.</p>	<p>118 / 370 mainly hispanic children - beginning of first grade. Followed to 2nd grade.</p>	<p>1. Bender Motor Gestalt test 2. gates word-matching test 3. letter naming 4. picture naming 5. Binet Sentence memory (The "Screening Index") plus (a) Roswell-Chall Word Blending (b) segmentation (c) Berko Directions (d) Story telling (e) word copying (f) word recall (g) word identification (h) word spelling tests</p>	<p>California Achievement Test or Degrees of Reading Power children scoring in lowest 6th ="high risk" <u>STATS</u> t-test pearsons correl factor analysis regression analyses forward stepwise regression</p>	<p>multiple correlation coefficients decreased over time from .53 (2nd grade) to .40 (6th grade) overall predictive accuracy = 83% BUT failed to identify many of the "at risk" children. Best predictors over years= Bender (2 & 3) Letter naming (3 & 4) Word identification (5/6) Picture naming (2,4,5,6)</p>
---	---	--	--	--

<p>Jorm et al. (1986) Cognitive Factors at School Entry Predictive of Specific Reading Retardation and General Reading Backwardness: A Research Note.</p>	<p>453 KG children: mean age 5.4 followed to grade 2 (7.11 years).</p>	<ol style="list-style-type: none"> 1. letter names 2. name writing 3. name reading 4. letter copying 5. Recog & discrim of letter & numbers 6. Northwestern Syntax Screening Test 7. PPVT 8. Sentence memory 9. picture & colour naming 10. reflectiveness/impulsivity 11. pseudoword learning & reproduction 12. phoneme segmentation 13. repetition test 14. finger localisation 15. motor impersistence 16. test of motor impairment 	<p>Neale Analysis of Reading Ability</p> <p>Columbia Mental Maturity Scale</p> <p>Nonsense words</p> <p>Schonell Graded Word Spelling Test</p> <p>Retarded readers= 1.5 standard errors below predicted level (using regression)</p> <p>Backwards readers = falling 1.5 SE below age alone</p>	<p>Backward readers poorer than normals on: all measures except reflexiveness/imp, pseudoword learning & motor impersistence.</p> <p>worse than retarded readers on: name writing, name reading, letter copying, NW syntax screening test, PPVT, memory for non-confusable sentences, motor impairment.</p> <p>Retarded Readers:</p> <p>poorer than normals on: letter names, name writing, recognition & discrimination of letters & numbers, memory for non-confusable sentences, RT's & errors for naming pictures & colours, phoneme segmentation, finger localisation.</p>
---	--	---	--	---

<p>Kelly & Peeverly (1991) Identifying Bright Kindergarteners at Risk for Learning Difficulties: Predictive Validity of a Kindergarten Screening Tool.</p>	<p>215 KG children (111 boys, 104 girls) means age 67 months, mean full scale IQ (WPPSI) =132.7</p>	<p>Kindergarten Screening Battery (KSB) (Belkin & Sugar, 1985)</p> <p>(based on the Jansky Predictive Screening index)</p> <ol style="list-style-type: none"> 1. Personal / general info 2. reading readiness <ol style="list-style-type: none"> (a) rhyming (b) blending (c) letter naming (d) whole word learning 3. receptive language skills <ol style="list-style-type: none"> (a) sentence memory (b) syntax screening 4. expressive lang skills <ol style="list-style-type: none"> (a) story retelling (b) picture naming 5. perceptual motor skills <ol style="list-style-type: none"> (a) word copying (b) bender (c) Gates word matching 	<p>1st Grade: Stanford Achievement Test (reading comp & concept of no.)</p> <p>Educational Records Bureau Comprehensive Testing Program II.</p> <p>1st Grade reading placement</p> <p>STATS</p> <ol style="list-style-type: none"> 1. factor analysis 2. forward stepwise regression 	<p>best predictors of 1st grade reading placement: letter naming, blending, Bender, general info, picture naming (50% of variance)</p> <p>the Reading & Receptive & Expressive Lang subtests accounted for more of the variance in academic performance than other subtests.</p>
<p>Lundberg, Olofsson and Wall (1980) Reading and Spelling Skills in the First School Years predicted from Phonemic Awareness Skills in Kindergarten.</p>	<p>143 kindergarten children (73 f, 70 m)</p>	<ol style="list-style-type: none"> 1. Word synthesis (synthesis of syllables and phonemes) 2. Word analysis (segmentation into syllables and phonemes, analysis of phoneme position, reversal of phonemes, rhyme production) 3. Non-linguistic decentration tests (Target Identification Task, Picture Integration Test) 4. Preschool reading test 	<p>reading and language measures and Raven's progressive matrices at follow up in first grade, plus spelling in second grade.</p> <p>STATS</p> <p>correlation and path analysis</p>	<p>best predictors = segmentation into phonemes and reversal of phonemes.</p>
<p>Mann (1984) Longitudinal Prediction and Prevention of Early Reading Difficulty. (reviews 2 studies by Mann & Liberman)</p>	<ol style="list-style-type: none"> 1. 62 KG children 2. 44 KG children 	<ol style="list-style-type: none"> 1.(a) phonic representation: repeating rhyming words and strings of non-rhyming words. (b) NV STM (corsi blocks) 2. IQ (PPVT), verbal memory, naming test (letters), syntactic test, 2 tests of phonological sophistication (syllable & phoneme awareness) 	<ol style="list-style-type: none"> 1. follow up test of reading and memory in 1st grade. 2. follow up test of reading in 1st grade. 	<ol style="list-style-type: none"> 1. reading predicted by ability to repeat string of words 2. poor readers= slower & more error-prone in naming, poorer at verbal memory test & phon skill.

<p>Menyuk et al (1991) Predicting Reading Problems in At-Risk Children.</p>	<p>130 children (SLI, premature birth, possibly at-risk)</p> <p>mean age 61 months</p> <p>(mean age 86 months at follow-up)</p>	<p>measures included standard speech and language tests, hearing screen and WPPSI</p> <p>Language metaprocessing measures</p> <p>Outcome measures of reading</p>	<p style="text-align: center;"> </p>	<p>predictors of later reading included specific metalinguistic abilities and syllable segmentation</p>
<p>Morrison et al. (1988) Screening for Reading Problems</p>	<p>284 children identified as at risk* on basis of SEARCH administered in KG + matched control group</p>	<p>SEARCH (Silver & Hagin, 1981)</p> <ol style="list-style-type: none"> 1. visual discrimination 2. immediate visual recall 3. visual-motor copying 4. rote sequencing 5. auditory discrimination 6. articulation 7. sound/symbol association 8. directional orientation 9. finger schema 10. pencil grip <p>Kaufman Assessment Battery for Children (K-ABC)</p> <p>SES</p> <p>Academic Achievement Testing</p> <p>Group Academic Achievement Tests</p> <p>Individual Academic Achievement Test</p> <p>* at risk = below 33rd %ile on at least 4/9 of SEARCH subtests.</p>	<p style="text-align: center;"> </p>	<p style="text-align: center;"> </p>
<p>Morrison, Mantzicopoulos & Carte (1988) Precademic Screening for Learning and Behaviour Problems</p>	<p>SEARCH administered to 1,106 children in KG - 292 found to be at risk.</p> <p>Control group</p>	<ol style="list-style-type: none"> 1. SEARCH 2. K-ABC 3. SES 4. Revised Behaviour Problem Checklist (RBPC) 5. Group Academic Achievement Tests 	<p>compared at-risk group and control group on measures</p>	<p>at risk groups tended to show problems with perceptual functioning, pre-academic reading skills and disruptive social behaviour compared to controls.</p>

<p>Morrison & Mantzicopoulos (1990) Predicting Reading Problems at Kindergarten for Children in Second Grade: SEARCH as a Screen.</p>	<p>KG children (334 males & 334 females) given SEARCH. 167 at risk - 501 not at risk (control grp)</p>	<p>SEARCH Group Academic Achievement Tests SES</p>	<p>Group Academic Achievement Tests (eg SAT-Total Reading performance) - inadequate reading skills=below 30th %ile.</p>	<p>Overall hit rates vary depending on the SEARCH cut off score used (83% for score of 4, 53 % for score of 7) The verbal factor of SEARCH is a better predictor than the vis factor & is almost as powerful as the whole battery False -ves=17% for cut off of 7 & 89% for cut off of 4 False +ves=56-77%</p>
<p>Newton, Thomson & Richards (nd) The Aston Index as a Predictor of Written Language Difficulties.</p>	<p>120 children (5.6-5.9) drop out rate=13%</p>	<ol style="list-style-type: none"> 1. Goodenough draw-a-man 2. Vocabulary 3. Copying geometric designs 4. Picture recognition 5. laterality 6. Visual sequential memory (pictorial) 7. Visual sequential memory (symbolic) 8. Auditory sequential memory 9. Sound blending 10. sound discrimination 11. general underlying ability total 12. performance test 13. overall total 14. knowledge of L & R 15. finger agnosia 16. copying/writing name 	<p>retested 2 yrs later with Aston Index level II (incorp Schonell Reading & Spelling tests) 2 groups: OK (at or above CA) post-hoc "at risk" scored below CA <u>STATS</u> 1. correlations</p>	<p>best correlations = auditory sequential memory, sound blending, performance test, overall total</p>

<p>Satz and Friel (1974) Some Predictive Antecedents of Reading Disability: A Preliminary Two Year Follow Up.</p>	<p>497 m KG children (mean age 66.3 months)</p>	<p><u>Measures</u> handedness, finger tapping, PPVT IQ score, recognition-discrimination test, embedded figures, verbal fluency test, developmental test of visual-motor integration, WISC Similarities, alphabet recitation, right-left discrimination test, finger localisation test, auditory discrimination test, dichotic listening test (right & left channel recall) dichotic listening test: ear asymmetry, auditory-visual integration task, behavioural checklist, SES.</p>	<p>Follow-up measures of reading tests at the end of grade 1.</p> <p><u>STATS</u> correlation, stepwise regression analysis, discriminant function analysis</p>	<p>best predictors = finger localisation, recognition-discrimination, alphabet recitation (measures of sensory-perceptual-motor-mnemonic abilities)</p>
<p>Scarborough (1989) Prediction of Reading Disability from Familial and Individual Differences</p>	<p>66 children (38 sibs) age 60 mo. Followed-up at age 8.0 (grade 2)</p>	<p><u>Measures from Parents (about parents):</u> IQ (WAIS) reading level self reported reading ability Q?'s about reading ability Q?'s about older sibs</p> <p><u>Preschool evaluation</u> 1. McCarthy Scales of Children's Abilities 2. North Western Syntax Screening Test 3. Boston naming Test 4. Vis discrim Test (CAT) 5. Story comp (SAT) 6. word reading (SAT) 7. sounds & letters (SAT)</p> <p>Info from parents about preschool education, reading & TV habits.</p>	<p>WISC-R Full scale scores</p> <p>Reading cluster scores (Woodcock-Johnson Battery)</p> <p>Decoding Skills Test</p> <p>Phonic Transfer Index</p> <p>Spelling</p> <p><u>STATS</u> 1. multiple linear regression 2. ANOVA 3. pair-wise t-tests 4. principle components factor analysis 5. multiple regressions 6. discriminant function analysis</p>	<p>3 groups:- RD (2 SE from predicted reading levels), Low ach (RA 1 year behind - no IQ discrep) & normals</p> <p>Significant ifferece between normals & RD on SAT sounds & letters test, Boston Naming Test</p> <p>Family history of RD or LA was highly predictive of child's poor reading</p> <p>accurately predicted approx 82 % of poor readers (false -ves 9.7%, false +ves 8.1%)</p>

<p>Scarborough & Dobrich (1990) Development of Children with Early Language Delay.</p>	<p>4 ELD children & 12 normal</p> <p>Assessments made at 24, 30, 36, 42, 48 & 60 mo.</p> <p>Follow-up at grade 2 (8 yrs)</p>	<p>1. preschool language production (nat lang samples)</p> <p>(a) index of productive syntax (b) pronunciation accuracy (c) lexical diversity (d) mean length of utterance</p> <p>2. Receptive lang tests (a) PPVT (b) NWestern Syntax Screening Test (c) phoneme discrimination series (PDS 1 & 2) (d) phonological segmentation</p> <p>IQ (McCarthy Scales)</p>	<p>Reading cluster scores (Woodcock-Johnson)</p> <p>School admin test (eg CAT / SAT)</p> <p>PPVT-R</p> <p>"sesquipedalians" task (imitate long words)</p>	<p>ELD children had poorer lang measures but eventually caught up by end of preschool</p> <p>all controls were normal readers but 3/4 ELD were poor readers (RD)</p>
<p>Scarborough (1990) Very Early Language Deficits in Dyslexic Children.</p>	<p>3 groups of 30 mo old children: 20 children from dyslexic families who became RD, 12 from dyslexic families who became normal & 20 matched controls</p>	<p><u>Language tests</u></p> <p>1. PPVT 2. Boston Naming Test 3. Phoneme Discrimination series</p> <p><u>Natural lang production</u></p> <p>(a) mean length of utterance (b) index of productive syntax (c) phonological production ability (d) lexical diversity</p> <p>At 60 months: BNT Sounds & letters test</p>	<p>grade 2: reading cluster (WJP)</p> <p>WISC-R</p>	<p>groups differed in MLU only when IQ partialled out.</p>
<p>Scarborough (1991) Antecedents to Reading Disability: Preschool Language Development and Literacy Experiences of Children from Dyslexic Families.</p>	<p>78 children, 34 from families with history of RD, and 44 normals.</p> <p>measures taken at 24, 30, 36, 42, 48, and 60 months</p>	<p>measures at 60 months: IQ, visual discrimination, story comprehension, picture naming speed & accuracy, letter identification, knowledge of letter-sound correspondences and phonemic awareness.</p> <p>measures before 60 months: scores on formal tests of speech discrimination, vocabulary development & syntax comprehension + naturalistic observations of expressive phonology, vocabulary & syntax</p>	<p>follow up measures of reading at grade 2.</p>	<p>best predictors = picture naming accuracy, letter identification, sound-letter correspondences and phonemic awareness.</p> <p>found: poor readers deficient in syntactic and morphological skills (most strong) and phonological skills</p>

<p>Sheppard and Sheppard (1983) Spotlight Screener as a Predictor of First-Grade Reading Achievement.</p>	<p>383 children (186 m, 197 f) aged 5.8-6.10</p>	<p><u>Spotlight for Literacy Screener:</u></p> <p>auditory-visual discrimination, LTM, writing words by copying, recall of printed word, finding nonsense word, indicating sound components in words, point to named drawings, repeating sequence of numbers, sound components of words, recall of sentence (delayed), reproducing sentence (immediate) categorisation, picture sequence, reading 2 words, writing words by copying (delayed).</p>	<p>Follow up measures later in year:</p> <p>Daniels and Diack Standard Reading TESTS</p> <p>Metropolitan Achievement Tests</p> <p><u>STATS</u> Multiple regression, discriminant function analysis</p>	<p>All subtests apart from LTM and Auditory-Visual discrimination contributed significantly.</p> <p>Also sex, age and SES</p>
---	--	--	--	---

Appendix 2

Questionnaire for parents

SECTION A

In the first section of this questionnaire, we would like to ask some questions about your child, and also about your family.

1. When did / will your child start attending Primary School?

.....

2. What is your child's general attitude towards Primary School?

Is looking forward to it	<input type="checkbox"/>
Is not looking forward to it	<input type="checkbox"/>
Enjoys school	<input type="checkbox"/>
Tolerates school	<input type="checkbox"/>
Does not enjoy school	<input type="checkbox"/>

3. What does your child like to do most at school?

.....

4. What does your child like to do least at school?

.....

5. What is the preferred pastime of your child outside school hours?

Physical Activities	<input type="checkbox"/>
Reading	<input type="checkbox"/>
Watching T.V.	<input type="checkbox"/>
Creative activities, eg. drawing, painting	<input type="checkbox"/>
Other (please state) _____	

6. What is your child's attitude towards books and reading?

enjoys books and actively seeks them	<input type="checkbox"/>
enjoys books but does not actively seek them	<input type="checkbox"/>
does not enjoy books or reading	<input type="checkbox"/>
other (please state).....	

7. How would you rate your child's attention or concentration span?

- good
- average
- poor

8. Does your child eat and sleep well?

Eating

- fussy
- fairly fussy
- average
- good eater

Sleeping

- sleeps well
- fairly well
- has problems sleeping

9. What is your child's relationship with other children like? (eg. s/he is shy, outgoing, a loner, etc.)

.....

10. At what age did your child begin talking (3 word sentences) ?

.....

11. Is / was your child's speech clear

- Yes
- No

Have you ever been concerned about:

- lisping
- stuttering
- Muddling up words

12. Has your child visited or been seen by a Speech Therapist? If so could you tell us a little more about this.

Name of Speech Therapist.....

Address.....
.....

Dates attended : From..... To.....

Who referred the child?.....

13. Does your child have a good recent memory ? Or does s/he forget things easily ?

.....

14. Did your child crawl (creep) on hands and knees? If not, how, or was the crawling stage very brief.

.....

15. Is your child's coordination (eg. throwing and catching a ball) :

- good
- average
- poor

16. Is / was your child a climber (a child who climbs everything in reach) ?

.....

17. Is your child :

- Right-handed
- Left-handed
- Uses both hands

18. Does your child have any problems with hyperactivity ?

.....

19. Does the child have any brothers or sisters? If so, what are their ages.

Brother/Sister	Date of Birth

20. What is your relationship to the child in question?

- Natural (biological) Parent
- Adopted Parent
- Grandparent
- Other

21. Do you regard yourself and your child as :

- British, Irish or other European
- Caribbean
- Arab
- Pakistani
- Chinese
- African
- Indian
- Bangladeshi
- Latin American
- Mixed Race

22. Is English the only language spoken in the home ? If not which other language(s) are regularly spoken ?

.....

23. What are the occupations of the adults in the household?

.....
.....
.....
.....

24. Did or do any other members of the family experience any problems with reading? (this includes brothers, sisters, parents, grandparents, aunts and uncles)

Yes No

If so, could you tell us a little more about this.

.....
.....

25. Have any other members of the family experienced any other problems with any other aspect of their education?

Yes No

Could you give brief details?

SECTION B

This section of the questionnaire is designed to tell us some information about the general health of the children from birth until the present day. Again, please try to fill in as much of this as you feel happy doing, any information you give us will be treated in the strictest confidence.

1. Does your child have normal vision ?

Yes No

If the child has any visual problems (eg. wears prescribed lenses) could you tell us the nature of the problem (eg. long/ short sightedness), the severity, and when it was first diagnosed.

.....

2. Does your child have a squint ?

Yes No

3. Does your child have good hearing ?

Yes No

4. Has the child ever suffered from (please tick) :

eczema	<input type="checkbox"/>
hayfever	<input type="checkbox"/>
recurrent stomach pain	<input type="checkbox"/>
pneumonia	<input type="checkbox"/>
migraine	<input type="checkbox"/>
pleurisy	<input type="checkbox"/>

5. Has your child ever had :

measles	<input type="checkbox"/>
mumps	<input type="checkbox"/>
whooping cough	<input type="checkbox"/>
chicken pox	<input type="checkbox"/>
meningitis	<input type="checkbox"/>

6. Please list the immunisations / vaccinations that your child has been given with rough dates. Did the child have any reactions to any of these ?

7. Has your child ever had any hospital admissions ?

.....

8. Has the child ever had any major or minor operations ? If so could you please give brief details.

.....

9. Has the child had any Outpatients attendances ?

.....

10. Are there any illnesses / conditions not already covered which you feel may be important ?

.....

11. Has the child ever been visited by :

Child and Family Guidance Service	<input type="checkbox"/>
Child Psychologist	<input type="checkbox"/>
Occupational Therapist	<input type="checkbox"/>
Physiotherapist	<input type="checkbox"/>

12. How much, if any, of the child's Nursery or School time has been lost by ill health ?

.....

13. Would you class your child as a generally "healthy" child or a child who was prone to illness ?

.....

14. Is there any other information about your child's health which has not been covered which you feel may be important?

.....

SECTION C

In the final section of this questionnaire we would like to find out some information about the "birth history" of the child. This means that we would like to know about the the mother's pregnancy and the birth of the child in question. If there are any questions which you do not wish to answer, please do not feel under any pressure to do so. Any information you give us will be very useful and will, of course, be treated with the strictest of confidence.

1. How old was the child's mother when the child in question was born ?

18 years of age or younger

18 - 34 years

34 years or older

2. Were there any previous pregnancies ? If so, how many ?

.....

3. Did the mother smoke prior to or during pregnancy ?

Yes

No

4. Does the child's mother suffer from :

	Generally	During Pregnancy
diabetes	<input type="checkbox"/>	<input type="checkbox"/>
epilepsy	<input type="checkbox"/>	<input type="checkbox"/>
high blood pressure	<input type="checkbox"/>	<input type="checkbox"/>

5. Did the mother have any infections during pregnancy ? (please give brief details if possible)

.....

6. How many "ultrasound" examinations did the mother receive during the pregnancy? Were "amniocentesis" or "alphafeto protein" tests carried out?

	yes	number
ultrasound	<input type="checkbox"/>	<input type="checkbox"/>
amniocentesis	<input type="checkbox"/>	<input type="checkbox"/>
alphafeto protein	<input type="checkbox"/>	<input type="checkbox"/>

7. Was there any bleeding during the pregnancy? If so at what stage (month) of the pregnancy did this occur?

.....

8. Was the child in question born:

in hospital	<input type="checkbox"/>
at home	<input type="checkbox"/>

9. How did labour begin? (eg. was labour induced?)

.....

10. What was the duration of labour? Was it assisted in any way?

.....

11. Was any pain relief given during labour? If so, what?

.....


12. What was the method of delivery?

normal	<input type="checkbox"/>
caesarian	<input type="checkbox"/>
forceps	<input type="checkbox"/>
episiotomy	<input type="checkbox"/>
other (please state)	_____

13. Was the child's heart rate or oxygen levels monitored during the delivery?

heart rate	<input type="checkbox"/>
oxygen levels	<input type="checkbox"/>

14. If the child was not full term, could you tell us how many weeks early or late s/he was born?



The University of Sheffield

Department of Psychology

Prof J P Frisby (Head of Department)
Prof K J Connolly
Prof J E W Mayhew
Prof P K Smith

PO Box 603 Psychology Bldg
Western Bank Sheffield
S10 2UR UK

Phone +44 (0) 742 768555 (Ext 6547)
Fax +44 (0) 742 766515
Telex 547216 UGSHEFG
E-mail PC1AC@UK.AC.Shef.PA

EARLY IDENTIFICATION OF LEARNING DIFFICULTIES PROJECT

QUESTIONNAIRE FOR PARENTS

This questionnaire is designed to give us some valuable information about children from their birth until they go to school. We would be very grateful if you could complete as much as you are able to. All the information in this questionnaire will be treated in the strictest confidence. If there are any sections of the questionnaire that you do not feel happy with, please do not feel under any pressure to fill them in, however, our study will benefit from as much information you can provide us with. Many thanks.

Name of Child.....

Date of Birth.....

School Attended.....

Please return this questionnaire to:	Susan J. Pickering Department of Psychology University of Sheffield Sheffield S10 2TN
--------------------------------------	--

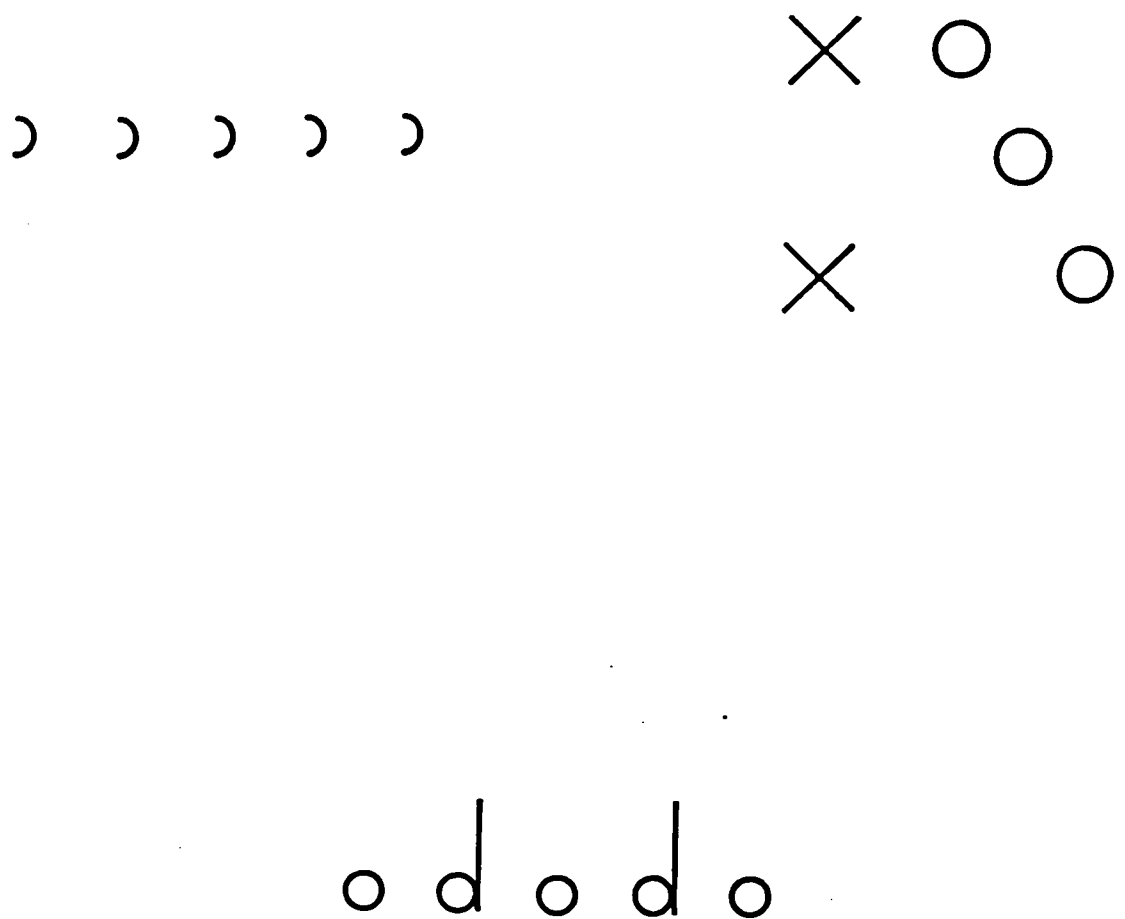
Appendix 3

Test stimuli used in the study




Appendix 3.1

Examples of test items from the British Ability Scales

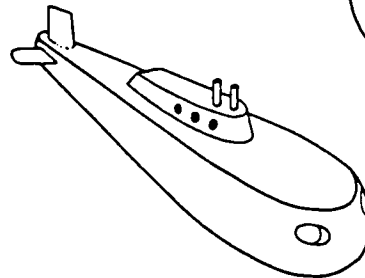


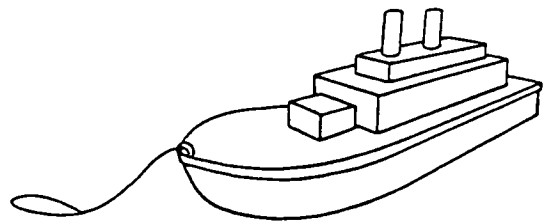

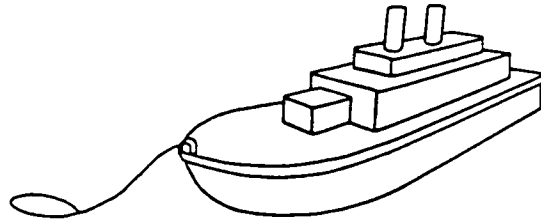
(a) Copying



(b) Block design



(c) Visual recognition



(d) Matching letter like forms

i

d



2

4


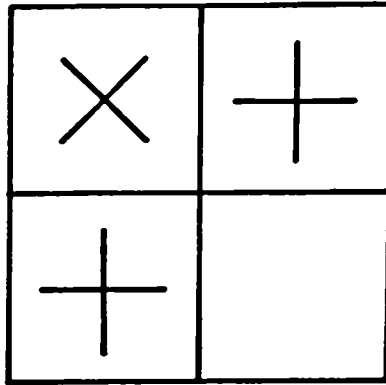
h

d

2

2

(f) Matrices



Appendix 3.2

Stimuli from the tests of phonological skills

(a) Phonological discrimination

mouse	touse
frog	frod
tree	dree
cake	pake
ball	nall
cat	jat
dog	rog
book	jook
boat	loat
hat	lat
hand	gand
bus	lus
fish	lish
table	nable
nose	vose
doll	koll
bird	jird
bed	ped
cup	lup
pig	sig

(b) Nonword repetition

sep
fot
hond
tull
smip
nate
bift
clird
thip
grall
pennel
hampent
glistow
ballop
sladding
tafflest
rubid
diller
bannow
prindle
dopelate
glistering
frescovent
bannifer
trumpetine
barrazon
commerine
thickery
brasterer
skiticult

(c) Rhyming task

Condition 1

Last sound
different

sun	mud
leg	hen
pin	sit
doll	hop
nut	fun
pet	bell
cat	hat
bun	gun
map	cap
head	bed
wig	fig
rod	nod

Condition 2

Middle sound
different

pet	cut
pot	hut
pin	bun
bell	doll
man	pin
lip	cup
hop	top
pig	wig
bed	head
bag	rag
dog	log
bat	cat

Condition 3

First sound
different

cat	man
hill	pin
tap	hat
cut	fun
net	bed
pot	dog
lid	lip
bus	bun
jam	jack
kick	kiss
wet	web
log	lock

(d) Lexical access

wood	lood
bee	ree
boy	noy
mat	jat
cow	fow
bake	jike
duck	juck
peg	feg
bear	zear
bone	pone
house	touse
coat	poat
man	zan
dish	tish
car	nar
bath	gath
pen	jen
king	ling
door	zoor
soap	boap

(e) Phonological segmentation

Word	Remove
cowboy	boy
steamboat	steam
sunshine	shine
picnic	pic
cucumber	cu
coat	/k/
meat	/m/
take	/t/
game	/m/
wrote	/t/
please	/z/ (se)
clap	/k/
play	/p/
stale	/t/
smack	/m/

Appendix 3.3

Stimuli from the naming game

(i) pictures

table
hat
nose
mouse
tree
bird
frog
cat
pig
ball
cup
boat

(ii) colours

yellow
red
white
black
blue
green

(iii) numbers

1, 2, 3, 4, 5, 6, 7, 8

(iv) letters

s, d, w, t, o, b, c, a,

Appendix 3.4

Example of item from the Visual search task

Clothes

tracksuit
top hat
poncho
kilt
sombrero
sari
fez
yashmak
space suit

earring
boots
imono
eans
nw tie
caftan
cap
ussurak
beret

cocotte hat
cludy
tuxedo
sandals
chaps
turban
tunic
habit
bonnet
stetson
shawl
slippers
balero
bowler hat
cape

Appendix 3.5

Reading and Spelling tests


(a) the British Ability Scales Test of Word Reading

the	up	on	go	he
at	jump	you	box	fish
one	cup	van	if	out
said	water	bird	wood	running
window	ship	clock	men	dig
ring	gate	money	thin	light
coat	brick	oil	heel	paper
carpet	skin	knock	switch	sport
building	writing	glove	army	harvest
travel	climb	ladies	calf	leather
believe	idea	chain	lawn	collect
invite	enemy	favour	drab	guest
territory	behaviour	massive	error	beard
groceries	encounter	statue	ceiling	transparent
universal	experience	dough	tentacle	obscure
character	exert	diameter	curiosity	environment
mosquito	nomadic	velocity	lethal	divulge
chaos	emphasise	jeopardy	aborigine	criterion

(b) The Schonell Test of Single Word Reading

tree	little	milk	egg	book
school	sit	frog	playing	bun
flower	road	clock	train	light
picture	think	summer	people	something
dream	downstairs	biscuit	shepherd	thirsty
crowd	sandwich	beginning	postage	island
saucer	angel	ceiling	appeared	gnome
canary	attractive	imagine	nephew	gradually
smoulder	applaud	disposal	nourished	diseased
university	orchestra	knowledge	audience	situated
physics	campaign	choir	intercede	fascinate
forfeit	siege	recent	plausible	prophecy
colonel	soloist	systematic	slovenly	classification
genuine	institution	pivot	conscience	heroic
pneumonia	preliminary	antique	susceptible	enigma
oblivion	scintillate	satirical	sabre	beguile
terrestrial	belligerent	adamant	sepulchre	statistics
miscellaneous	procrastinate	tyrannical	evangelical	grotesque
ineradicable	judicature	preferential	homonym	fictitious
rescind	metamorphosis	somnambulist	bibliography	idiosyncrasy

(c) The Neale Analysis of Reading Ability



Tom stopped on his way to school. The milkman's horse had wandered in the fog. The horse and cart blocked the centre of the road. Traffic was coming. There was no time to call the milkman. Quickly Tom led the horse to safety just as the frightened milkman returned.

(d) The British Ability Scales Spelling Scale

List of Stimulus Items

LIST OF STIMULUS ITEMS

- ① The ... *The grass is green ... the*
- 2 And ... I like apples *and* oranges ... and
- 3 On ... I lie *on* the grass ... on
- ④ Up ... We climb *up* the stairs ... up
- 5 Big ... They live in a *big* house ... big
- 6 Go ... I go to the park with my dog ... go
- ⑦ Sit ... We *sit* together in our class ... sit
- 8 Dog ... I take my *dog* for a walk ... dog
- 9 Bus ... We go to the zoo by *bus* ... bus
- ⑩ Box ... I fill the *box* ... box
- 11 My ... I eat my dinner ... my
- 12 Do ... I like to *do* my homework ... do
- ⑬ Was ... It *was* my birthday on Saturday ... was
- 14 Old ... How *old* is your brother? ... old
- 15 Well ... I hope she gets *well* soon ... well
- ⑬ Play ... We *play* games in school ... play
- 17 Are ... What *are* you doing? ... are
- 18 Home ... We stay at *home* to watch television ... home
- 19 Eat ... I *eat* an orange every day ... eat
- ⑳ Come ... My cousins *come* to visit me ... come
- 21 Back ... I came *back* from holiday yesterday ... back
- 22 Ill ... My sister is *ill* ... ill
- 23 Blue ... The sky is *blue* ... blue
- ⑳ New ... I bought a *new* book ... new
- 25 Down ... I go *down* the slide ... down
- 26 Bird ... A *bird* sings in the tree ... bird
- ㉑ Pie ... I like apple *pie* for tea ... pie
- 28 Work ... We *work* at school ... work
- 29 Boat ... My friend sails a *boat* ... boat
- ㉒ Walk ... I *walk* to school ... walk
- 31 Morning ... I was late getting up this *morning* ... morning
- ㉓ Soil ... I dig the *soil* in the garden ... soil
- 33 Eight ... It is *eight* o'clock ... eight
- ㉔ Catch ... My dog can *catch* a ball ... catch
- 35 Friend ... My *friend* is called Sally ... friend

Appendix 4

Analysis of data

Appendix 4.1

Raw data for all subjects

(a) Phase 1

Surname	Group	D.O.B	Mean age at testing (months)	Sex	BPVS Raw Score	St Score	% Rank	Age Equiv.	BAS Copying	T - Score	Centile	Block Design	T - Score	Centile	Naming	T - Score	Centile
FB	m	29.4.87	51	m	25	95	37	3	1	36	8	1	58	79	10	38	12
JoB	m	3.9.87	61	m	28	87	20.0	3.4	2	39.5	14.5	0	45	31	12	42	21
SM	m	18.1.88	57	m	46*	97	42	5.0*	3	35	7	0	46	36	12	44	29
KG	m	26.7.87	49	f	23	89	24.0	2.1	3	54	65	0	46	36	14	54.5	67.5
AJ	m	15.2.87	54	f	25	85	16.00	3	5	55	69.5	0	45	31	9	33	5
SJ	m	15.2.87	54	f	27	88	22.00	3.2	3	48	43.5	2	61	86	13	46	35
CS	m	22.4.87	52	f	51	119	90	5.6	2	46	34	1	58	79	17	68	96
JD	m	15.1.87	53	m	50	115	84.0	5.5	2	42	21.5	2	61	86	15	56	71
NL	m	27.8.87	48	f	24	90	26.00	3.1	0	38	11	1	58	79	11	40.5	17.5
ST	m	7.12.86	55	m	31	93	32	3.7	3	45.5	32.5	0	46	36	14	50.5	51
PB	m	11.8.87	51	m	26	93	32.00	3.1	4	56.5	71.5	0	46	36	12	42	21
TW	m	2.10.86	57	m	45	107	68	4.11	6	54.5	66.5	3	63	90	17	65	93
CH	m	5.1.88	57	f	49	113	80.0	5.3	17	73	99	0	44	26	14	52	58
DB	m	12.6.87	63	m	51	108	70.00	5.6	4	46	34.5	1	45	30	12	40	16.5
RLI	m	15.4.87	52	f	33	99	48.00	3.9	3	51	55	0	46	36	13	48	42.5
RW	m	1.6.87	51	m	38	104	60	4.3	4	55	68.5	1	58	79	14	52	58
EC	m	29.9.86	58	f	35	91	28.0	4	5	52	57.5	0	31	45	14	50.5	51
AM	m	25.11.86	56	m	50	112	78	5.5	3	45.5	32.5	0	45	31	17	65	93
KW	m	5.1.88	57	f	39	102	55	4.4	3	51	55	3	66	94	16	62	88
BH	m	28.3.88	54	f	39	106	66.0	4.4	4	55	68.5	2	62	89	12	44	29
LCo	m	18.3.88	55	f	26	90	26.00	3.1	4	55	68.5	0	46	36	12	44	29
AW	m	12.11.86	56	m	39	100	50	4.4	2	39.5	14.5	0	46	36	17	65	93
DK	m	30.12.86	55	m	42	106	66.00	4.7	3	48	43.5	2	61	86	14	59.5	82
SD	m	22.12.86	55	f	38	101	52.00	4.3	4	52	57.5	2	61	86	16	60	85
HP	m	17.10.87	59	f	30	92	30	3.6	3	48	43.5	0	46	36	12	42	21
LT	m	5.12.87	58	f	43	107	68	4.8	4	52	57.5	7	56	72	14	51	52
MS-B	m	21.2.87	57	m	54	117	87	5.1	13	69	97	5	68	96	15	55	69
NF	m	14.5.87	51	m	24	87	20.0	2.11	4	55	68.5	0	46	36	9	34.5	6.5
JU	m	27.7.87	62	m	69*	118	89	7.5*	17	71	98	7	73	99	17	65	93
HG	m	14.11.87	59	f	39	102	55.0	4.4	3	48	43.5	1	56	72	12	42	21
SG	m	30.8.87	62	f	31	91	28.0	3.7	4	49	45.5	0	44	26	10	36	8
WM	m	24.9.86	58	m	73	137	99.00	7.1	10	62.5	89.5	4	62.5	89.5	18	69	97
RK	m	22.2.87	54	m	34	97	42.0	3.1	2	42	21.5	1	56	72	16	60	85
SDa	m	28.4.88	53	f	34	103	58.0	3.1	5	60	83	0	46	36	12	47	40
SH	m	29.8.87	61	f	49	111	77.0	5.3	6	54	67	6	65	93	16	59	82
KM	m	2.11.86	56	f	43	104	60	4.8	5	52	57.5	6	73	99	14	50.5	51
RLa	m	7.2.88	56	f	39	106	66.00	4.4	5	57.5	77.5	2	62	89	13	48	42.5
MP	m	8.5.87	52	m	38	104	60	4.3	3	51	55	4	69	97	13	48	42.5

JH	m	24.2.87	54	m	32	94	34.0	3.8	8	61	87	3	64	92	12	42	21
NW	m	14.12.87	57	f	47	111	77	5.1	5	55	69.5	3	64	92	15	56	71
TB	m	1.7.88	60	m	51	108	70	5.6	7	50	51	2	59	82	15	55	69.5
LCr	m	21.3.88	54	f	46	113	80.0	5	4	55	68.5	0	46	36	13	48	42.5
AG	m	25.2.88	55	f	38	104	60.0	4.3	5	57.5	77.5	0	46	36	15	57	75
JO	m	9.3.88	55	m	25	89	24	3	4	55	68.5	1	58	79	11	41	18
HB	m	12.3.87	55	f	56	121	92	6	5	49	45.5	5	66	94	15	54	64
FC	m	23.10.86	57	f	47	109	72.0	5.1	13	69	97	4	65	93	15	55	69
HR	m	10.11.87	56	f	58	121	92	6.3	10	62.5	89.5	5	68	96	15	48	41
KW	m	7.10.86	57	f	60	126	96	6.5	7	56.5	74.5	1	53.5	63.5	14	50.5	51
CR	m	1.3.88	55	m	45	112	78	4.11	4	55	68.5	0	36	46	15	57	75
AR	m	26.9.86	58	f	66	130	98	7.1	6	54.5	66.5	5	68	96	17	65	93
HP	p	29.4.87	55	f	41	102	55	4.6	4	49	45.5	0	45	31	14	50	51
LP	p	2.2.87	57	f	59	117	87	6.4	5	52	57.5	2	59	82	12	42	21
FR	p	9.6.87	53	f	44	108	70	4.9	5	55	69.5	1	56	72	13	46	35
AR	p	3.8.87	52	f	40	103	58	4.5	3	48	43.5	0	46	36	10	36	8
JGr	p	11.9.87	50	f	46	113	80	5	6	60	83.5	6	73	99	15	57	75
FM	p	18.2.87	57	f	38	94	34	4.3	11	65	93	1	53	63	13	46	35
LC	p	1.2.87	57	m	50	107	68	5.5	4	49	45.5	3	63	90	17	65	93
TR	s	12.12.87	55	m	33	95	37	3.9	2	42	21.5	2	59	82	12	42	21
LH	s	1.10.86	65	m	5	42.5	22.5	7	68	96	15	49	48
JB	s	2.2.88	58	f	37	100	50	4.2	3	48	43.5	1	48	41.5	14	51	51.5
AN	s	13.8.86	75	m	49	93	32	5.3	15	61.5	87.5	6	58	79.5	16	52	57.5
SS	s	28.7.88	53	f	20	78	7	2.7	6	54	66.5	*	.	*	15	56	71
CN	s	12.5.86	77	m	72	121	92	7.9	9	46	33	7	61	86	17	60	85
JG	s	8.1.87	60	m	37	103	58	4.2	5	60	83	8	68.5	96.5	14	54.5	67.5
MB	s	18.6.87	60	f	64	123	94	6.11	7	54	64.5	2	57	75.5	17	63	90
AV	s	1.1.88	54	f	35	101	52	4	1	43	23	2	54.5	67.5	14	54.5	67.5
NC	s	27.3.87	73	m	61	107	68	6.7	19	73	99	3	52	56.5	15	48	35
EV	s	10.1.85	89	f	65	104	60	7	18	73	99	4	41	18	18	61	87
LB	s	11.12.85	71	f	66	113	80	7.1	19	73	99	.	.	.	17	60	85
BB	s	31.8.87	71	m	61	114	82	6.7	13	61	86	6	58	79.5	17	56	72
HF	s	13.3.85	89	f	19	71	98	8	59	82	17	52	58
JGi	s	26.5.86	66	f	53	102	55	5.9	5	39	14	1	46	34	14	43	23
NB	s	9.5.88	54	f	39	106	66	4.4	2	46	34	5	66	94	13	48	42.5
MW	s	21.3.88	58	f	59	117	87	6.4	13	67	95	5	66	94	14	49	45
VL	s	26.6.88	49	f	25	89	24	3	6	60	83.5	0	46	36	13	48	42.5
FC	s	18.3.86	80	m	77	121	92	8.4	19	73	99	13	73	99	16	49	45
VJ	s	21.5.86	77	m	82	128	97	8.11	17	69	97	4	53	62.5	19	71	98
GR	w	22.1.87	56	m	24	82	12	2.11	1	29	2	1	53	63	12	42	21
RL	w	29.4.87	53	f	20	78	7	2.7	3	48	43.5	1	56	72	11	39	13.5

Appendix 4.1(a)

JM	w	18.1.87	56	f	32	92	30	3.8	4	49	45.5	2	59	82	15	55	69
OC	w	28.4.87	53	m	23	80	9	2.1	3	48	43.5	0	46	36	13	46	35
LC	w	4.2.87	56	m	36	97	42	4.1	2	39.5	14.5	0	45	31	14	50	51
LB	w	5.4.87	54	m	21	77	6	2.8	2	42	21.5	0	46	36	13	46	35
AB	w	9.2.87	56	m	29	88	22	3.5	3	46	33	0	45	31	12	42	21
KL	w	28.1.87	56	m	39	100	50	4.4	2	39.5	14.5	1	53	63	12	42	21
JOIM	w	29.4.87	53	m	24	84	14	2.11	2	42	21.5	1	56	72	12	42	21.5
SP	w	13.4.87	54	f	24	82	12	2.11	3	48	43.5	1	56	72	12	42	21
CS	w	23.1.87	56	f	24	82	12	2.11	4	49	45.5	0	45	31	12	42	21
RD	w	22.4.87	53	m	32	92	30	3.8	5	55	69.5	0	46	36	14	51	52
JF	w	7.4.87	56	f	44	105	63	4.9	3	45.5	32.5	1	53	63	15	55	69
VW	w	17.3.87	55	f	35	95	37	4	3	45.5	32.5	0	45	31	17	65	93

Basic No. Skills	T - Score		Centile		Verbal Comp		T - Score		Centile		Recall digits		T - Score		Centile		Verbal Fluency		T - Score		Centile		V-T Matching		T - Score		Centile		Visual Recognitn		T - Score		Centile		Match L-L-F		
1	33	5	37	9	38	12	2	39	16.5	5	43	23.5	2	31.5	3.5	2	44	26																			
9	43.5	24.5	19	32	40.5	17.5	3	47.5	41	4	36	8	45	31	-	-	-	-																			
4	40	16	24	52	60	84	3	47.5	41.5	5	35	7	47	37	8	48	41																				
0	32	4	22	47	34.5	6.5	2	39	16.5	2	35.5	7.5	9	60.5	85.5	2	44	26																			
8	44	26	24	49	36.5	8.5	3	47.5	41.5	8	48	43	13	71	98	5	50	49.5																			
14	53	60.5	25	54	44	28.5	3	47.5	41.5	10	55	68	10	62.5	89.5	10	60	84.5																			
12	52	58.5	27	61	55	69.5	2	39	16.5	12	62	88.5	4	41	18	3	47	37.5																			
21	61.5	87.5	26	60	60	84	4	53.5	63.5	12	60	84.5	8	56	71	6	52	58.5																			
6	47	39.5	23	50	44	28	2	39	16.5	5	46	34	5	47	39.5	9	60	83																			
11	46.5	36.5	22	40.5	38.5	11.5	3	47.5	41	8	46	34.5	8	54	65	11	61	87																			
13	51	53.5	22	42	50	50.5	2	39	16.5	4	43	25	3	40	17	3	47	37.5																			
15	52	56.5	26	59	52	58.5	4	53.5	62	15	67.5	95.5	10	61	86.5	8	54	65.5																			
18	54	64.5	24	52	60	83	4	53.5	63.5	13	58	50	13	71	98	13	62	88																			
16	51	53.5	26	58	39	14	2	39	16.5	9	46	34	12	60	83	-	-	-																			
13	53.5	63.5	23	48	49	47.5	2	39	16.5	8	51	53	7	53	60.5	4	49	47																			
16	58	78.5	22	45	52	58.5	3	47.5	41	8	51	53	13	71	98	5	52	56.5																			
11	46.5	36.5	19	32	58.5	80.5	4	54	64	14	65	93	5	41	18	12	63	91																			
12	47.5	41	24	48	46	35.5	3	47.5	41.5	7	44	26.5	12	68	96	12	52	58																			
14	56	71	26	61	63	90.5	6	64	91	11	60	84.5	7	53	60.5	4	49	47																			
6	44	26	23	48	57	77	5	58.5	79.5	8	51	53	2	31.5	3.5	3	47	37.5																			
10	49	48	20	39	63	90.5	4	53.5	63.5	9	48	42	10	63	91	7	47.5	40.5																			
13	49	45.5	25	52	58.5	80.5	2	39	16.5	13	62	88	12	68	96	9	56	73																			
15	66	94	24	58	58	80	2	39	16.5	8	61.5	87.5	6	57	77	7	54	66																			
6	40	17	26	60	44	28.5	2	39	16.5	11	58	79	11	66	94	7	54	66																			
7	42	21	22	42	56	71.5	3	47.5	41.5	3	34	6	9	59	82	1	39	13																			
15	54	64.5	26	60	60	84	4	53.5	63.5	11	58	79	12	68.5	96.5	6	52	58.5																			
31	73	99	22	40	29	2	3	47.5	41.5	11	54	66	9	53.5	63.5	-	-	-																			
16	58	78.5	21	41	55	69.5	3	47.5	41	8	51	53	6	49	46	6	54	66.5																			
21	60	85	26	59	55	69.5	4	53.5	63.5	12	54	67	14	69	97	8	54	65.5																			
12	49	48	20	37	60	84	6	64	91	5	40	17	11	66	94	5	50	49.5																			
20	59.5	82.5	24	48	49	46.5	6	64	91	13	62	88	6	45	31	4	44.5	29.5																			
22	61.5	87.5	27	59	65	93	6	64	91	14	65	93	13	70	97.5	-	56	73																			
15	54	64.5	25	54	53	61.5	4	53.5	63.5	11	58	79	12	69	97	2	42	20																			
13	57	75.5	23	50	59	81	2	39	16.5	8	54	66	7	54	67	6	54	66																			
29	68.5	96.5	23	44	50.5	51.5	3	47.5	41.5	15	64	92	12	60	84.5	10	52	57																			
20	56.5	75	24	43.5	60	85	3	47.5	41.5	13	62	88	10	61	86.5	11	61	87																			
17	60	83	24	52	57	77	5	58.5	79.5	7	48	43	13	71	98	9	60	83																			
12	52	58.5	21	41	41	19	2	39	16.5	7	48	43	11	67	95	10	61	87																			

Appendix 4.1(a)

14	53	60.5	24	49	47.5	11	50	50.5	3	47.5	41.5	9	52	58	10	62.5	89.5	6	52	58.5
18	57.5	77.5	26	60	84	13	56	71.5	7	70.5	97.5	11	58	79	12	69	97	13	68.5	96.5
12	48	41	22	40	17	15	65	93	6	64	91	15	65	93	10	57	76.5	12	60.5	85.5
21	65	93	20	39	13.5	13	57	77	4	63.5	53.5	6	45	30.5	10	63	91	7	47.5	40.5
7	45	30	22	45	30	17	64.5	92.5	3	47.5	41.5	7	42	21	5	45	30.5	4	49	47
10	49	48	23	48	42	9	47	37	3	47.5	41.5	8	51	53	8	57	76	7	56	73
24	55	68.5	26	58	78	19	64	92	5	59	81	13	61	86	10	59	82	8	52	58
19	56.5	77	26	59	81	19	65	93	6	64	91	10	52.5	60	9	57.5	77	15	73	99
22	60	84	25	52	58.5	13	54	67	6	63	91	9	50.5	50	13	70	97.5	10	59	81.5
21	60	85	23	44	28	13	54	67	2	39	16.5	9	50	50	8	54	65	9	56	73
13	53.5	63.5	22	45	30	17	64.5	92.5	4	53.5	63.5	4	40	17	12	70	97.5	11	64	92
28	73	99	26	59	81	15	58.5	80.5	5	58	79.5	16	69	97	12	68	96	10	59	81.5
6	39	13	24	48	42.5	10	46	35.5	4	53.5	63.5	10	53	60	10	61	86.5	6	50	50
14	51	52.5	25	52	58.5	12	52	58.5	6	64	91	12	58	80	11	64	92	6	50	50
12	49	48	26	60	84	14	58	79	3	47.5	41.5	11	58	79	6	47	37	5	50	49.5
10	46	36	21	39	13	17	63	91	3	47.5	41.5	11	58	79	6	46.5	36.5	5	50	49.5
11	51	54.5	23	48	42	13	57	77	4	53.5	63.5	9	54	67	8	57	76	12	54	67
13	49	45.5	19	32	4	14	56.5	74.5	5	58.5	79.5	6	41.5	19.5	8	54	65	4	44.5	29.5
16	53	60.5	24	48	42	18	63.5	91.5	5	58.5	79.5	10	53	60	7	49	47	5	47	39
7	21	42	21	39	13	7	36	8	2	39	16.5	8	44	28.5	7	49	47	7	54	66
23	60	83	24	•	•	20	64	92	6	64	91	15	64	92	9	51	52.5	10	53	63
15	45	31.5	23	46	34	10	42	22	4	53.5	63.5	9	47	37	13	67	95	12	60	83
28	55	70	24	•	•	17	52.5	51	5	58.5	79.5	12	50	51	12	56	71.5	12	•	•
10	46	36	25	54	64.5	14	58	79	2	16.5	39	10	53	60.5	7	51	54	3	43	23
27	53	61	26	•	•	16	48	43.5	6	64	91	17	66	94	11	52	56	11	46	35
22	49	47	24	54	64.5	17	53	61.5	3	47.5	41.5	11	50	50	11	67	95	15	•	•
17	53	60	24	47	38	16	58	80	5	58.5	79.5	14	68	96	10	57	76.5	4	40	17
8	50	50.5	22	47	39.5	20	65	93	4	53.5	63.5	16	66	94	4	36	8	1	40	16
21	48	41	25	•	•	18	56	71.5	3	47.5	41.5	10	46.5	36.5	10	49	46.5	11	52	59
27	49	46.5	22	•	•	20	51	52	5	58.5	79.5	18	68	96	14	58	78	10	44	28
29	66	94	26	•	•	19	60	83	5	58.5	79.5	14	61	86	11	54.5	67.5	15	67	95
20	54	65	24	47	37.5	12	38	11	5	58.5	79.5	15	60	84.5	12	56	71.5	12	53	60
27	42	21	26	•	•	17	48.5	44.5	6	64	91	•	•	•	15	66	94	13	53	60
22	55	70	24	•	•	16	55	69.5	4	53.5	63.5	8	24.5	43	8	45	30	10	52	57
23	62.5	89.5	23	48	42	13	53	61.5	4	53.5	63.5	6	39.5	14.5	11	62.5	89.5	5	52	56.5
22	60	85	26	58	78	14	55	70	3	47.5	41.5	14	63.5	91.5	13	69	97	9	54	65.5
17	60	83	21	41	19	17	63.5	92.5	6	64	91	3	37	10	9	60.5	85.5	5	52	56.5
32	68	96	27	•	•	14	42	20.5	7	70	97.5	17	67	95	10	46	33.5	13	56	72.5
28	58	78.5	26	•	•	20	59	81.5	2	39	16.5	12	50	51	14	64	92	9	44	28.5
6	39	13	22	40	17	12	52	58.5	5	58.5	79.5	8	46	34.5	8	54	65	4	44.5	29.5
3	36	8	20	37	9	14	58	79	2	39	16.5	8	48	43	3	35.5	7.5	1	39	13

Appendix 4.1(a)

9	43	24.5	24	48	42.5	13	54	67	2	39	16.5	5	38.5	12.5	5	41	18	2	40	16
6	40	17	20	37	9	13	56	71.5	2	39	16.5	8	48	43	4	38.5	12.5	3	44.5	29.5
7	40	17	23	44	28	12	52	58.5	5	58.5	79.5	5	38.5	12.5	5	41	18	3	43	23
6	40	17	23	46	34	10	47	38.5	3	47.5	41.5	5	40	17	4	38.5	12.5	1	40	17
2	32	4	23	44	28	9	43.5	25.5	5	58.5	79.5	4	37	9	8	54	65	2	40	16
10	45	30.5	24	48	42.5	10	46.5	36.5	2	39	16.5	7	44	26.5	9	57	77	3	43	23
2	34	6	22	42	22	13	56	71.5	4	53.5	63.5	7	46	33.5	5	42	21.5	3	44.5	29.5
0	29	2	23	46	34	9	44	28.5	2	39	16.5	6	43	23.5	6	47	37	0	35	7
12	48	41	24	48	42.5	10	46	35.5	4	53.5	63.5	12	58	80	7	49	47	3	43	23
12	49	48	23	46	34	15	60	84	5	58.5	79.5	6	43	23.5	5	42	21.5	7	54	66
15	52	56.5	26	59	81	17	62	88.5	2	39	16.5	9	50	51	7	49	47	7	52	58
19	57	75	25	52	58.5	15	58.5	80.5	2	39	16.5	10	53	60	12	68	96	2	40	16

IQ Score	Pegboard 1	Pegboard 2	Pegboard 3	Pegboard 4	Pegboard 5	mean time pegboard	Median time pegboard	Prepositions	Beads	Clapping	Visual Search 1 (mins)	VS 2	VS 3	VS 4	VS 5	VS 6	VS 7	VS 8
77	49.68	35.53	28.65	42.47	57.47	42.76	42.47	•	4		1.09	1.07	0.35	0.18				
80	18.28	22.94	14.22	18.82	15.57	17.97	18.28	7	6		1.25	0.02	0.31	0.57	0.23	1.06	0.25	0.24
89	30.97	22.5	28.13	20.47	41.68	28.75	28.13	10	3.5		1.11			0.34	1.21	0.17	0.05	
91	*02.15.59	38.37	31.38	23.84	27.15	30.19	29.27	•	5		0.06	0.14	0.20	0.10				0.33
95	51.28	27.44	21.68	24.37	26.16	30.19	26.16	9	5			0.01		0.01		0.15	0.15	
106	24.25	19.31	16.09	13.15	23.03	19.17	19.31	9	6		0.28			0.14	0.10	0.19	0.04	0.18
111	25.07	28.59	20.8	24.8	38.59	27.57	25.07	10	4		0.4	0.07		0.42	0.29	0.14	0.18	1.12
115	23.82	21.54	25.72	18.71	16.69	21.30	21.54	10	4		0.12	0.51		0.17			0.06	0.01
92	26.47	18.85	31.31	20.5	20.19	23.46	20.50	9	4			0.09	0.10		0.02	0.53	0.36	0.2
91	25.78	20.31	26.78	21.94	28.25	24.61	25.78	8	4.5			0.21	0.07		0.12		1.33	0.35
92	24.34	22.41	25.32	17.63	15.68	21.08	22.41	•	4			0.50	1.26	0.35	0.42	0.40	0.11	0.19
119	20.49	18.35	15.66	22.03	27.19	20.74	20.49	9	6				0.32		0.15	0.32	0.02	
117	22.72	20.06	16.22	22.47	22.03	20.70	22.03	10	7.5		•	•	•	•	•	•	•	•
96	18.37	18.16	17.25	18.19	19.27	18.25	18.19	10	5		0.01	0.08	0.02	0.41	0.06	0.10	0.08	1.19
100	*58.75	24.56	18.34	17.54	33	23.36	21.45	8	7		0.3	0.12	0.26	0.19	0.28	0.53	0.21	
111	21.62	20.28	20.9	19.16	25.34	21.46	20.90	10	6		0.58	0.43		0.56				
94	17.88	15.13	17.81	18.41	15.99	17.04	17.81	10	9				0.31	0.35	0.05	0.16	0.35	0.03
102	17.03	17.9	25.03	18.38	25.79	20.83	18.38	10	4			0.25	0.35	0.02	0.10	0.37	0.44	0.01
119	17.03	20.41	15.03	22	23.07	19.51	20.41	10	5.5		0.05	0.32	1.16	0.42	0.18	0.11	0.13	0.53
98	26.28	17	21.63	25.5	26.78	23.44	25.50	10	8			0.02	1.07	0.21	0.13	1.10	0.28	0.04
102	25	25.91	20.25	19.72	21.03	22.38	21.03	10	6		0.07	0.20	1.05		1.21	0.12	0.35	1.2
111	19.6	22.09	31.78	12.47	25.32	22.25	22.09	10	6		0.19		0.36		0.20		0.15	0.12
118	24	18	19	16	17	18.80	18.00	10	5		0.14	0.34	0.13	0.49	0.19	0.35	0.12	0.22
111	22.07	22.69	21.19	22.72	20.62	21.86	22.07	9	6			0.48	0.16	1.36	0.09	0.30		
92	22.16	30.9	21.44	17.28	17.59	21.87	21.44	9	8						1.27		1.02	0.19
116	24.53	22.65	25.78	29.19	22.17	24.86	24.53	10	5		0.02			0.20	0.16		0.26	0.27
111	•	•	•	•	•	•	•	10	5.5		0.36	0.20	0.12	0.13	0.17	0.54	0.54	0.01
97	35.09	26.93	24.56	28.47	29.34	28.88	28.47	10	4		0.02	0.11	0.30		0.44	0.46	1.00	0.09
128	21.78	20.47	21.34	22.25	24.7	22.11	21.78	•	7.5		•	•	•	•	•	•	•	•
100	21.31	25.72	21.47	16.5	19.75	20.95	21.31	7	6		0.01	0.12	0.31	0.18	0.04	0.12		0.14
98	16.66	13.04	15.96	10.65	13.43	13.95	13.43	10	6.5		0.52	1.02	0.40	0.50	0.09	0.01	0.23	0.55
131	37.28	25.97	17.47	16.12	16.87	22.74	17.47	10	6		0.39	0.07	0.02	0.10	0.13	0.35	0.03	0.04
112	*1.00.43	28.62	30.28	29.09	25.25	#VALUE!	28.86	7	4		•	•	•	•	•	•	•	•
107	19.78	20.12	16.22	16.28	16.68	17.82	16.68	9	8		0.02	0.02	0.02	0.39	0.03			
117	22.06	24.75	24.78	22.46	29.32	24.67	24.75	10	5		0.48	1.10	0.37	1.00	0.01	0.40	0.23	0.04
115	21.37	23.09	14.91	13.69	16.93	18.00	16.93	9	8		0.05	0.19	0.15	0.28	0.02	0.17	0.22	0.02
115	17.03	15.56	12.56	25.56	15.12	17.17	15.56	9	6.5		0.08	0.17		1.05	0.21	0.07	0.37	0.14
105	36.09	17.41	22.28	14.53	26.03	23.27	22.28	10	4		0.19	0.18		1.02	0.45		0.11	0.01

Appendix 4.1(a)

97	16.37	17.25	15.28	12.97	15.84	15.54	15.84	9	7			0.28		0.42	1.25	0.02				0.05				0.05	
89	16.46	16.47	16.63	14.16	17.25	16.19	16.47	7	4			0.15		0.05	0.02	1.13	0.21							0.01	
87	20.41	18.64	17.03	16.69	14.47	17.45	17.03	10	5.5							0.01								0.25	
86	26.34	26.2	20.35	28.25	20.87	24.40	26.20	9	5															0.14	
85	20.21	28.78	28.04	20	24.37	24.28	24.37	6	4.5												0.35	1.04	0.28	0.12	0.02
94	19.84	22.35	18.25	15.84	20.78	19.41	19.84	7	4.5			0.15			0.48	0.42	1.24	0.02					0.42	0.01	
90	29.46	23.31	21.5	26.35	35.29x	25.16	24.83	8	3.5								0.16				0.52			0.27	
88	17.69	16.34	18.59	25.82	26.04	20.90	18.59	10	4.5															0.03	
96	20.81	17.53	18.72	18.1	16.37	18.31	18.10	10	7												0.08	0.31	0.26	0.38	0.2
98	14.57	14.22	13.47	12.29	18.38	14.59	14.22	10	5			0.03			0.05	0.55	0.52							0.1	
107	16.4	14.48	13.83	17.59	34.68	19.40	16.40	10	5												0.11	1.00	1.00	0.28	0.38
112	15.6	17.5	20.82	14.66	15.22	16.76	15.60	9	8												0.41	1.19	0.25	0.08	0.48
																									0.01
																									0.18

Appendix 4.1(a)

VS 9	VS 10	VS 11	VS 12	VS 13	Number found	mean time (Visual Search)	Articulation Rate (bus)	AR (monkey)	AR (butterfly)	AR (pig)	AR (rocket)	AR (elephant)	mean AR	Nonword Repetition	Phon Dis Mean % for hits	Phon Dis Correct rejections	Rhyming (Ct)
0.52	0.12	0.05	0.17	0.23	11	0.35	13	.	.	7
0.32	0.03	0.45	0.03	0.01	13	0.37	1.95	2.4	3.81	2.2	3.03	3.21	2.77	15	90	100	5
0.17	0.17	0.02	0.22	0.02	10	0.35	2.19	3.31	4.32	2.01	2.49	3.06	2.90	22	100	82	6
0.02	0.58	0.25	0.04	0.21	10	0.19	2.27	2.79	4.62	2.03	2.34	3.47	2.92	21	75	100	4
0.05	0.01	0.21	0.03	0.14	9	0.08	1.5	2.64	4.7	1.55	2.22	3.62	2.71	19	54	57	4
0.48	0.22	0.13	0.02	0.21	11	0.18	1.48	2.18	4.95	1.59	2.33	3.16	2.62	21	.	.	4
0.04	0.1	0.1	0.02	0.01	12	0.24	1.85	2.02	3.84	1.36	1.87	3.89	2.47	19	100	91	10
0.07	0.33	0.02	0.08	0.03	10	0.14	1.78	2.97	4.44	2.12	2.95	3.5	2.96	20	67	100	10
0.07	0.28	0.01	0.41	0.05	11	0.19	1.74	2.26	5.15	1.91	3.65	4.88	3.27	21	100	78	6
0.37	0.12	0.01	0.06	0.01	10	0.27	2.65	2.85	6.22	2.72	4.84	4.51	3.97	19	90	100	6
0.05	0.14	0.07	0.04	0.01	12	0.30	1.82	2.05	4.15	1.82	3.54	3.32	2.78	8	93	100	.
0.07	0.01	0.02	0.01	0.02	9	0.10	1.94	2.56	4.86	2.4	2.77	3.27	2.97	18	100	92	10
.	1.37	2.13	3.36	1.42	2.33	3.17	2.30	25	100	83	9
0.1	0.25	0.13	0.01	0.01	13	0.19	1.56	1.96	3.55	1.5	2.09	3.51	2.36	22	89	100	8
0.03	0.03	0.1	0.03	0.01	12	0.17	1.69	2.05	3.74	1.5	2.13	3.34	2.41	18	70	100	7
0.24	0.05	0.3	0.26	0.08	8	0.31	1.57	2.14	3.55	1.64	2.03	2.86	2.30	16	55	89	9
0.02	0.12	.	0.06	0.11	10	0.16	2.13	3.84	6.15	2.9	4.42	7.5	4.49	13	100	100	10
1.05	0.07	.	0.15	0.01	11	0.26	1.49	1.85	4.06	1.46	2.55	3.27	2.45	21	73	100	9
0.08	0.18	.	0.09	0.03	12	0.27	1.39	2.33	3.87	1.69	2.24	3.33	2.48	21	100	73	9
0.19	0.22	.	0.05	0.05	11	0.31	1.49	2.56	4.44	1.94	2.31	3.36	2.68	24	89	82	9
1.04	0.42	1.19	0.14	0.01	12	0.58	1.58	2.55	3.58	2.12	2.43	3.37	2.61	19	100	93	9
0.03	0.1	0.12	0.19	0.02	10	0.20	1.85	2.2	3.82	1.71	2.12	3.32	2.50	16	83	100	8
0.04	0.05	0.1	0.17	0.02	13	0.18	1.65	2.35	3.34	1.25	1.21	4.2	2.33	15	100	70	9
0.07	.	.	0.39	0.01	8	0.36	2.28	6.1	4.54	1.5	2.24	9.62	4.38	14	100	57	10
1.24	.	.	0.04	0.02	6	0.63	1.85	2.25	3.85	1.83	2.09	3.07	2.49	24	100	78	10
0.1	0.04	.	0.01	0.04	9	0.12	1.66	2.01	3.18	1.69	2.43	2.95	2.32	24	100	100	.
0.04	0.1	0.13	0.12	0.03	13	0.19	2.06	2.72	4.08	2.14	4.13	6.29	3.57	19	100	100	8
1.18	0.21	0.14	0.01	0.04	12	0.33	1.16	2.11	4.33	1.13	2.05	3.72	2.42	19	100	89	2
.	1.68	2.2	4.48	1.52	2.44	3.47	2.63	22	93	100	10
0.45	0.06	.	0.01	0.02	11	0.13	1.37	2.22	3.86	1.65	2.52	3.71	2.56	25	100	100	7
0.41	0.04	0.24	0.12	0.01	13	0.32	1.95	2.34	3.92	2.2	2.57	3	2.56	14	100	100	7
0.29	0.03	0.07	0.05	0.15	13	0.13	0.99	1.83	3.34	1.02	1.83	2.28	1.88	19	75	100	7
.	2.64	2.62	4.58	1.52	1.52	3.11	2.67	14	80	90	6
0.04	.	.	0.02	0.44	8	0.12	1.6	2.23	4.34	1.59	3.92	4.27	2.99	24	82	100	5
0.05	0.51	0.06	0.01	0.15	13	0.34	1.44	2.42	4.03	2.06	2.39	2.96	2.55	21	89	100	10
0.01	0.01	0.07	0.01	0.19	13	0.11	1.52	6.93	3.92	1.34	2.67	3.96	3.39	20	54	86	8
1.02	1.01	.	0.06	0.01	11	0.38	1.62	3	3.72	1.96	2.85	3.26	2.74	25	100	85	9
1.04	0.23	.	0.01	0.01	10	0.33	20	90	100	10

Appendix 4.1(a)

0.13	0.02	0.08	0.06	0.01	12	0.12	2.41	3	3.69	1.98	3.82	4.21	3.19	13	82	100	6
0.39	0.05	1.27	0.07	0.24	13	0.28	1.53	2.15	3	1.66	2.43	3.02	2.30	20	100	89	10
0.04	0.03	0.11	0.05	0.03	11	0.15	1.41	2.18	3.95	1.69	2.1	2.88	2.37	25	90	90	7
0.39	0.07	0.14	0.02	0.01	12	0.21	1.68	2.46	3.42	1.65	2.84	3.11	2.53	23	100	93	8
0.06			0.29	0.07	7	0.12	1.13	2.34	3.06	1.43	1.87	2.56	2.07	20	100	100	10
0.21	0.02	0.43	0.01	0.01	12	0.25	1.61	1.94	3.92	1.58	2.36	3.05	2.41	22	100	100	5
0.05	0.02	0.02	0.12	0.34	13	0.29	1.69	2.54	4.39	2.13	2.98	3.43	2.86	17	100	100	9
0.09	0.07		0.06	0.01	12	0.13	1.81	2.4	3.72	2.71	2.42	3.92	2.83	25	100	100	9
0.14	0.32	0.12	0.05	0.03	13	0.28	1.48	3.56	5.5	1.29	2.14	3.69	2.94	24	90	100	10
0.08	0.11	0.59	0.05	0.08	13	0.18	1.78	1.95	3.05	1.33	2.34	3.03	2.25	21	100	100	10
0.01	0.26	0.03	0.43	0.41	12	0.37	1.87	2.66	3.42	1.79	2.45	3.24	2.57	27	91	100	10
0.22	0.04	0.21	0.06	0.01	8	0.08	2.47	2.28	3.2	2.44	2.97	4.35	2.95	23	100	100	10
0.3	0.34	1.3	0.25	0.02	10	0.49	2.6	3.16	5.48	3.25	4.15	3.79	3.74	18	71	100	6
0.28	0.02	0.41	0.01	0.13	10	0.32	1.89	2.81	4.25	1.94	3.4	3.19	2.91	11	89	100	7
1.11	0.12		0.01	0.01	8	0.43	2	2.71	3.21	1.33	2.05	3.16	2.41	20	90	100	9
1.27		0.21	0.02	0.2	3	0.42	1.63	2.56	4.39	1.79	2.7	3.35	2.74	20	100	88	9
0.14	0.32	0.12	0.05	0.03	13	0.28	3.29	2.22	4.67	1.57	3.48	3.62	3.14	19	100	100	9
1.03	0.02	1.18	0.24	0.33	12	0.49	1.7	2.78	1.98	1.32	4.72	2.86	2.56	18	100	100	8
0.27	0.17	0.58	0.02	0.08	11	0.23	1.39	2.36	2.96	1.22	2.72	3.02	2.28	24	100	100	9
0.27	0.13	1.01	0.03	0.01	10	0.28	2.36	5.3	4.51	3.01	5.13	3.89	4.03	24	11	82	3
0.01	0.08		0.06	0.01	10	0.17	4.38	4.76	5.11	2.39	2.9	3.85	3.90	16	100	38	9
0.01	0.21	0.37	0.01	0.05	11	0.22	2.15	3.36	4.48	1.67	3.2	3.57	3.07	17	78	91	4
0.08	0.13	0.27	0.02	0.01	11	0.14	1.21	2.56	3.03	1.28	2.17	3.48	2.29	28	100	92	5
0.01	1.25		0.29	0.11	8	0.37	1.64	4.25	6.42	1.64	2.86	3.57	3.40	23	100	91	5
0.01	1.13	0.59	0.01	0.01	12	0.19	2.02	2.99	4.1	1.97	2.92	3.93	2.99	26	100	100	9
0.21	0.11		0.04	0.06	11	0.23	1.44	2.56	3.78	2.02	2.7	3.35	2.64	25	67	100	10
0.09	0.19	0.05	0.01	0.01	13	0.13	1.64	3.48	4.31	2.01	4.2	3.82	3.24	21	100	100	8
0.3	0.24	1.14	0.05	0.01	12	0.30	2.39	2.9	4.08	2.31	2.74	3.04	2.91	22	100	73	8
0.27	1.05	0.13	0.09	0.02	13	0.31	1.35	1.8	3.29	1.67	2.11	3.35	2.26	25	100	100	10
0.01	0.04	0.08	0.01	0.07	13	0.08	1.57	3.03	6.42	2.02	3.12	4.82	3.50	24	100	90	10
0.09	0.02	0.23	0.01	0.27	13	0.24	1.41	2.89	3.39	1.52	2.12	2.87	2.37	30	100	100	10
0.13	0.29	0.11	0.13	0.2	13	0.33	2.62	3.94	4.91	1.89	3.35	4.06	3.46	23	100	100	9
0.04	0.01	0.02	0.09	0.02	12	0.20	*	*	*	*	*	*	*	26	90	100	9
0.08	0.05	0.31	0.01	0.01	11	0.44	1.85	1.97	2.78	1.2	2.47	3.08	2.23	24	100	100	10
0.03	0.03	0.23	0.3	0.13	12	0.15	0.93	1.87	3.08	1.05	1.82	3.18	1.99	25	100	45	9
0.16	0.01	1.1	0.06	0.2	11	0.32	1.81	2.18	3.12	1.39	2.49	2.79	2.30	27	83	100	10
0.06	0.07	0.17	0.01	0.11	12	0.18	1.57	2.31	4.93	1.75	2.82	3.87	2.88	23	88	100	9
0.07	0.02	0.07	0.01	0.01	13	0.17	1.86	2.1	3.75	1.96	2.06	3.49	2.54	28	100	100	10
0.33	0.59	0.07	0.04	0.01	10	0.22	1.86	3.26	3.59	2.04	3.36	3.78	2.98	30	100	100	10
0.23	0.03	0.03	0.02	0.21	10	0.34	2.02	2.92	3.88	2.04	3.55	3.96	3.06	10	80	100	5
0.32	0.01		0.06	0.11	9	0.21	*	*	*	*	*	*	*	19	89	100	4

Appendix 4.1(a)

0.14	0.12	0.49	0.02	0.03	10	0.28	5.43	4.56	5.87	2.95	6.03	3.89	4.79	13	100	100	7
	0.15		0.01	0.35	9	0.23	2.13	2.79	3.9	1.85	2.72	3.34	2.79	5	86	46	4
0.22		0.02	0.04	0.2	7	0.12	2.56	2.14	2.83	3.13	2.83	3.55	2.84	16	91	100	6
					1	0.14	2.24	2.47	7.49	2.64	3.1	3.64	3.60	11	100	89	3
0.09	0.46	0.07	0.16	0.01	11	0.24	2.33	4.05	4.42	2.93	2.6	5.07	3.57	15	100	55	5
0.18	0.01	0.09	0.24	0.02	12	0.27	2.33	4.05	4.42	2.93	2.6	5.07	3.57	12	75	88	6
				0.1	5	0.22	2.11	2.17	3.55	2.41	2.56	4.04	2.81	10	100	69	5
0.04	0.07		0.03	0.01	9	0.24	2.37	4.56	4.56	2.51	2.88	6.42	3.88	20	100	70	6
0.28	0.01	0.14	0.18	0.11	11	0.21	1.55	3.02	3.25	2.49	2.44	2.89	2.61	12	100	83	9
0.01	1.05	0.43	0.02	0.01	10	0.28	1.71	2.47	4.07	1.27	1.88	3.44	2.47	12	78	73	8
0.03	0.03	0.41	0.26	0.01	10	0.35	3.25	3.28	3.26	1.59	2.14	3.2	2.79	15	75	88	7
0.31	0.19	1.1	0.13	0.06	12	0.37	2.4	2.01	3.87	2.45	2.67	4.05	2.91	16	89	100	6

Rhyming (C2)	Rhyming (C3)	Naming pictures	Mean time (correct)	Mean time (errors)	Mean time (overall)	Median time overall	Naming (colours)	Mean time (correct)	Mean time (errors)	Mean Time (overall)	Median time overall	Naming (Digits)	Mean time (correct)	Mean time (errors)	Mean time (overall)	Median time overall
6	6	12	0.94	0	0.94	0.85	6	1.24	0	1.24	0.73	8	0.92	0	0.92	0.82
4	4	12	0.78	0	0.78	0.77	6	1.14	0	1.14	0.88	8	3.18	0	3.18	0.75
6	6	12	2.64	0	2.64	1.96	6	1.92	0	1.92	1.29	6	1.75	2.78	2.01	1.82
6	4	12	1.12	0	1.12	1.16	5	1.64	1.88	1.68	1.17	0	0	1.37	1.22	
6	5	12	1.02	0	1.02	0.91	6	1.29	0	1.29	1.08	5	1.34	4.16	2.4	1.13
5	5	12	1.14	0	1.14	0.87	6	0.89	0	0.89	0.8	7	0.95	1.58	1.03	0.8
7	5	12	1	0	1	0.97	6	0.82	0	0.82	0.81	8	0.75	0	0.75	0.78
10	6	12	0.84	0	0.84	0.84	6	0.88	0	0.88	0.85	8	0.75	0	0.75	0.78
5	5	12	1.24	0	1.24	1.04	6	1.38	0	1.38	1.15	4	2.1	7.62	4.86	4.51
7	2	12	0.95	0	0.95	0.8	6	1.91	0	1.91	0.98	7	0.98	1.08	0.99	0.9
.	.	12	1.01	0	1.01	1.01	2	0.99	1.61	1.4	1.33	4	1.16	2.28	1.72	1.48
10	10	12	1.04	0	1.04	1.01	6	1.11	0	1.11	0.91	8	0.9	0	0.9	0.87
10	8	12	1.48	0	1.48	1.17	6	1.12	0	1.12	0.97	7	1.35	0.87	1.29	1.03
7	9	12	1.31	0	1.31	1.18	6	1.22	0	1.22	1.04	8	0.91	0	0.91	0.88
8	6	12	0.63	0	0.63	.	6	0.82	0	0.82	.	8	0.8	0	0.8	.
8	8	12	0.83	0	0.83	0.81	6	1.27	0	1.27	0.82	8	0.82	0	0.82	0.79
6	6	12	1.08	0	1.08	0.94	6	2.24	0	2.24	0.88	7	0.95	1.15	0.98	.
10	7	12	0.98	0	0.98	1.03	6	1.19	0	1.19	1.01	6	0.92	1.19	0.99	0.93
10	6	12	1.35	0	1.35	0.98	6	1.54	0	1.54	1.42	8	1.13	0	1.13	1.01
9	10	12	1.39	0	1.39	1.19	6	1.06	0	1.06	0.92	8	1.01	0	1.01	0.89
10	6	12	1.27	0	1.27	1.04	6	1.19	0	1.19	1.01	8	0.92	0	0.92	0.91
10	7	11	1.04	0	1.04	.	6	1.07	0	1.07	1.03	6	1.08	1.53	1.2	.
9	8	12	1.02	0	1.02	0.94	6	0.67	0	0.67	0.76	7	0.98	2.27	1.14	.
10	7	11	1.14	2.3	1.24	1.11	6	1.17	0	1.17	0.93	8	0.84	0	0.84	0.84
7	9	11	2.77	5.05	2.96	1.88	6	2.1	0	2.1	2.34	7	1.4	5.62	1.93	1.27
.	.	11	1.29	2.92	1.43	1.18	6	0.94	0	0.94	0.83	8	1.76	0	1.76	1
4	6	12	1.08	0	1.08	0.98	6	1.07	0	1.07	0.91	6	1.1	1.71	1.25	1.08
5	6	12	1.16	0	1.16	1.16	6	1.13	0	1.13	0.8	8	0.8	0	0.8	0.8
9	8	12	1.33	0	1.33	1.09	6	1.27	0	1.27	1.28	8	1.5	0	1.5	1.23
7	8	12	2.6	0	2.6	0.93	6	1.44	0	1.44	1.14	8	0.88	0	0.88	0.88
6	6	12	1.5	0	1.5	0.97	5	1.56	4.2	2	1.41	8	0.73	0	0.73	0.68
8	10	12	0.92	0	0.92	0.89	6	0.79	0	0.79	0.73	8	0.77	0	0.77	0.77
4	7	12	1.25	0	1.25	1.15	6	1.28	0	1.28	0.88	8	0.96	0	0.96	0.83
4	7	11	1.16	1.3	1.17	1.11	6	1.24	0	1.24	1.05	7	1.95	0.92	1.82	1.27
9	10	12	1.42	0	1.42	1.13	6	1.51	0	1.51	1.5	8	1.68	0	1.68	1.03
9	6	12	0.87	0	0.87	0.82	6	0.98	0	0.98	0.98	8	0.76	0	0.76	0.77
8	7	12	1.11	0	1.11	0.9	6	1.26	0	1.26	0.82	8	1.03	0	1.03	0.78
9	6	12	1.04	0	1.04	1.01	6	1.08	0	1.08	1.01	8	0.87	0	0.87	0.78

Appendix 4.1(a)

6	5	12	1.36	0	1.36	1.18	5	1.02	2.58	1.28	1.08	8	1.18	0	1.18	1.05
8	10	11	1.36	0.87	1.32	0.9	6	0.71	0	1.71	0.64	8	0.66	0	0.66	0.64
8	9	12	1.23	0	1.23	1.07	6	1.2	0	1.2	1.02	8	0.79	0	0.79	0.8
8	6	12	0.94	0	0.94	0.81	6	1.12	0	1.12	0.73	8	0.73	0	0.73	0.7
7	9	12	2.27	0	2.27	1.84	6	0.96	0	0.96	0.98	8	1.34	0	1.34	1.18
5	8	12	0.91	0	0.91	0.89	6	0.63	0	0.63	0.71	8	0.72	0	0.72	0.68
9	9	12	0.95	0	0.89	0.95	6	0.87	0	0.87	0.85	8	1.5	0	1.5	0.99
10	10	12	1.13	0	1.13	1.03	6	0.97	0	0.97	0.77	8	0.74	0	0.74	0.71
8	9	12	0.91	0	0.91	0.82	6	1.22	0	1.22	0.93	8	0.81	0	0.81	0.82
10	8	12	0.88	0	0.88	0.84	6	0.84	0	0.84	0.77	8	0.78	0	0.78	0.78
9	10	12	1.41	0	1.41	1.34	6	1.49	0	1.49	0.94	8	0.85	0	0.85	0.98
10	9	12	0.81	0	0.81	0.79	6	0.96	0	0.88	0.83	8	0.75	0	0.75	0.73
5	6	12	1.42	17.72	2.78	1.05	6	1.53	0	1.53	1.51	7	1.63	0.8	1.52	1.55
7	7	11	0.93	0	0.93	0.93	6	0.9	0	0.9	0.93	8	1.05	0	1.05	0.96
10	6	11	1.05	1.97	1.13	0.96	6	0.88	0	0.88	0.82	5	0.98	1.11	1.03	0.96
8	8	12	1.22	0	1.22	1.12	6	1.46	0	1.46	1.43	6	1.11	1.79	1.28	1.41
9	7	12	1.08	0	1.08	0.94	6	0.96	0	0.96	0.93	8	0.09	0	0.9	0.92
9	8	11	0.96	0	0.96	0.93	6	0.91	0	0.91	0.91	8	0.87	0	0.87	0.83
8	*	12	1.13	2.52	1.25	1.15	6	0.89	0	0.89	0.82	8	0.91	0	0.91	0.98
4	3	5	1.89	0	1.89	1.53	4	1.58	1.18	1.44	1.17	4	1.35	1.44	1.39	1.28
5	6	12	0.97	0	0.97	*	6	1.34	0	1.34	*	0	0	2.24	2.24	*
5	4	12	0.74	0	0.74	0.73	6	0.75	0	0.75	0.68	8	0.67	0	0.67	0.58
5	9	12	0.99	0	0.99	0.78	6	1.06	0	1.06	0.98	8	0.76	0	0.76	0.76
6	4	11	1.71	2.02	1.74	1.3	6	1.78	0	1.78	1.35	0	0	2.45	2.45	2.09
10	5	12	1.04	0	1.04	0.92	6	1.72	0	1.72	0.73	8	1.06	0	1.06	0.88
10	9	12	1.3	0	1.3	1.19	6	1.6	0	1.6	1.71	8	1.29	0	1.29	1.21
9	10	12	0.93	0	0.93	0.82	6	1.11	0	1.11	0.83	8	0.97	0	0.97	0.97
7	6	12	1.15	0	1.15	1.03	6	1.23	0	1.23	0.98	8	1.93	0	1.93	1.84
9	10	12	0.87	0	0.87	0.81	6	1.37	0	1.37	0.84	8	0.63	0	0.63	0.58
6	10	12	0.93	0	0.93	0.87	6	1.01	0	1.01	0.81	8	0.73	0	0.73	0.68
9	10	12	1.14	0	1.14	0.92	6	1.38	0	1.38	1.17	8	0.72	0	0.72	0.73
7	8	12	0.94	0	0.94	0.85	6	1.79	0	1.79	1.48	8	0.87	0	0.87	0.78
9	10	12	1	0	1	*	6	0.91	0	0.91	*	8	1.27	0	1.27	*
10	7	12	0.75	0	0.75	0.75	6	0.68	0	0.68	0.68	8	0.66	0	0.66	0.65
9	9	12	0.91	0	0.91	0.68	6	1.65	0	1.65	1	8	0.63	0	0.63	0.6
9	9	12	0.86	0	0.86	0.86	6	0.65	0	0.65	0.71	8	0.85	0	0.85	0.79
9	7	12	0.76	0	0.76	0.72	6	1.4	0	1.4	0.8	8	0.82	0	0.82	0.76
10	10	12	0.8	0	0.8	0.75	6	0.62	0	0.62	0.62	8	0.66	0	0.66	0.64
10	10	12	1.7	0	1.7	1.44	6	2.6	0	2.6	2.02	8	0.96	0	0.96	0.95
6	5	12	1.6	0	1.6	1.22	5	1.15	5.65	1.9	1.19	0	0	1.36	1.36	0.8
5	3	12	1.23	0	1.23	0.98	6	0.88	0	0.88	0.8	2	1.47	1.62	1.83	1.42

Appendix 4.1(a)

6	5	12	1.92	0	1.92	1.1	6	1.38	0	1.38	0.93	2	1.15	1.01	1.05	1.15
6	4	12	1.13	0	1.13	1.03	5	1.75	1.62	1.73	1.59	2	0.83	2.08	1.77	1.48
5	5	12	1.28	0	1.28	1.1	4	1.57	3.23	2.12	1.63	0	0	2.2	2.2	1.32
3	4	11	0.97	1.48	1.01	1.15	4	1.4	1.65	1.48	1.36	0	0	0.97	0.97	0.84
5	5	12	1.7	0	1.7	1.2	6	0.85	0	0.85	0.86	1	0.42	0.9	0.87	0.86
4	3	11	2.14	1.6	2.09	1.37	6	1.05	0	1.05	1.18	0	0	2.61	2.61	0.54
5	6	11	0.95	1.73	1.01	0.97	4	1.59	3.26	2.01	1.52	1	1.01	2.2	2.12	1.36
5	5	12	1.11	0	1.11	0.99	4	1.56	4.17	2.43	1.93	0	0	3.44	3.44	2.68
8	5	12	1.34	0	1.34	1.03	6	0.87	0	0.87	0.83	3	1.64	1.43	1.51	1.5
6	3	11	1.88	1.87	1.8	1.23	6	1.16	0	1.16	0.96	2	3.17	1.48	1.9	1.54
8	4	11	0.97	1.22	0.99	0.93	6	1.09	0	1.09	0.93	8	1.45	0	1.45	1.06
7	6	12	1.49	0	1.49	0.91	6	0.71	0	0.71	0.86	8	0.86	0	0.86	0.83

Naming (letters)	Mean time (correct)	Mean time (errors)	Mean time (overall)	median time overall	Lex score overall %	Lex Score words %	Lex score NW %	Lex median time (overall)	Lex median time (words)	Lex median time (NW)	Balance		Blindfold	
											Both feet	Balance romberg	both feet	Blindfold romberg
2	2.5	4.5	4	2.5
2	2.68	1.93	2.12	1.53	62	58	86	0.39	0.38	0.45	0.5	6	0.5	12.5
1	2.07	6.46	5.91	3.9	48	48	47	1.15	1.08	1.15	2	12.5	3.5	22
1	2.63	1.36	1.52	1.2	75	81	71	1.16	1.13	1.16	2	3.5	1.5	6
0	0	3.16	3.16	3.2	85	79	94	1.16	1.13	1.26	1	1.5	1.5	3.5
1	0.78	1.8	1.67	1.32	68	68	67	0.66	0.63	0.67	1.5	5	0.5	1
2	78	70	92	0.6	0.45	0.95	2.5	5	1.5	11.5
7	0.94	1.08	0.96	0.94	55	57	54	0.54	0.59	0.45	1.5	3.5	1	12.5
0	0	3.15	3.15	2.85	98	100	95	1.4	1.6	1.38	0	4	1.5	13
2	1	2.99	2.5	1.83	58	62	56	0.35	0.33	0.35	0	8	1.5	4
0	0	2.18	2.18	1.73	88	94	83	0.96	1.2	0.87	0	4	0	10
8	1.11	0	1.11	1.03	90	86	94	0.53	0.55	0.5	1	0	16	23
1	3.05	4.45	4.27	3.23	90	86	94	0.87	0.73	0.96	1	18.5	1.5	2
7	1.12	4.2	1.5	0.97	65	67	64	1.21	1.13	1.28	3	8	6	4.5
6	1.17	1.73	1.31	.	68	61	100	0.47	0.42	1.13	1	11.5	1	1.5
7	0.89	1.03	0.9	0.97	1.5	1.5	1.5	3
6	1.78	4.57	2.48	.	75	68	92	0.72	0.68	0.83	1.5	4	2	12
6	0.92	1.75	1.13	1.14	80	73	93	0.84	0.78	1.11	2	2.5	9	2
6	1.71	1.74	1.72	1.73	80	77	83	1.53	0.94	1.82	0	3	0	8
6	1.67	2.93	1.99	1.58	88	89	86	0.73	0.68	0.83	3	6	3.5	9.5
7	1.29	1.12	1.12	0.89	78	100	69	0.8	0.87	0.78	0.5	9.5	4	4
5	1.18	1.38	1.25	.	80	77	83	1	0.97	1.11	2.5	2.5	2	4.5
2	1.35	2.27	2.04	.	88	83	94	1.3	1.17	1.5	1	5	2.5	16.5
1	1.11	2.2	2.06	1.84	88	83	94	0.8	0.7	0.93	1.5	2.5	1.5	6.5
6	1.84	24.98	7.63	2.07	93	90	95	0.55	0.55	0.6	2	14.5	1.5	7
8	1.21	0	1.21	1.11	68	67	68	0.5	0.43	0.62	2	20	3	11.5
2	2.31	2.55	2.49	3.03	80	75	88	1.71	1.25	2.23	1.5	3.5	4	6
8	1.13	0	1.13	0.93	68	61	89	1.23	1.53	1.18	0	1	0.5	4
8	1.76	0	1.76	1.41	88	94	83	1.07	0.97	1.13	0.5	3	1	11.5
8	0.97	0	0.97	0.92	92	90	95	0.91	0.77	1.07	0.5	8	1	4
7	1.36	3.12	1.58	1.46	80	88	75	0.39	0.35	0.43	0.5	10.5	3	7.5
6	0.92	1.25	1	0.96	82	78	88	1.2	1.08	1.62	1.5	12	2.5	12.5
6	1.29	1.07	1.24	1.22	70	63	90	0.46	0.38	0.78	2	4	1.5	3
4	3.12	6.61	4.86	3.59	78	74	82	0.85	0.72	1.17	0	3	1	5
7	2.55	14.78	4.08	2.63	88	80	100	1.41	1.62	1.3	2.5	10.5	4	10.5
7	1.3	15.05	3.11	1.17	68	67	68	0.95	0.82	1.28	0	0	0.5	2.5
8	1.36	0	1.36	0.94	90	90	90	0.87	0.83	1.13	0	7.5	1	8
7	1.16	2.17	1.28	1.15	5	4.5	6.5	3.5

Appendix 4.1(a)

6	1.3	1.52	1.36	1.32	82	93	76	0.66	0.92	0.57	0.5	3	1	2
8	0.97	0	0.97	0.72	98	100	95	0.76	0.73	0.92	1	7	2	7
8	1.29	0	1.29	1.14	83	78	88	0.7	0.52	0.9	0	0.5	-	9.5
8	1.07	0	1.07	0.83	88	83	94	0.74	0.67	0.82	1.5	18	2	
8	1.42	0	1.42	1.28	90	86	94	0.83	0.74	0.92	0	7.5	1.5	9.5
8	0.94	0	0.94	0.88	88	94	83	0.58	0.52	0.65	1	6	2	7
6	3.21	4.24	3.46	3.13	90	94	86	0.98	0.83	1.03	0	1	0	2
8	0.97	0	0.97	1	90	86	94	0.82	0.75	0.89	2.5	11.5	1.5	16.5
6	0.86	2.17	1.18	0.86	90	83	100	0.68	0.63	0.9	0.5	7	1	6.5
7	1.11	1.02	1.1	0.8	92	90	95	1.18	0.9	0.93	1.5	1	0.5	2
8	1.07	0	1.07	1.08	90	94	86	0.88	0.84	0.88	•	•	•	•
8	0.96	0	0.96	0.88	92	90	95	1.43	1.22	1.53	1	8	2	9.5
2	2.52	2.09	2.2	1.99	68	68	67	0.98	1	0.97	0	14	0.5	14.5
3	1.63	1.55	1.58	1.63	92	95	90	0.72	0.63	0.9	0	2.5	1	2
1	2.65	2.68	2.68	2.99	85	79	94	1.15	0.81	1.53	2	14.5	1	14.5
5	2.02	1.13	1.69	1.7	82	78	88	1.1	1.03	1.2	2.5	19	3	1
6	1.11	1.18	1.13	1.01	85	79	94	0.98	0.98	0.98	0	2	1.5	2
5	1	1.32	1.12	1.09	80	75	88	1.05	0.84	1.27	1	2.5	1	2
6	0.93	2.57	1.34	1	92	87	100	0.81	0.77	0.77	2	6.5	2.5	11.5
3	2.85	1.86	2.23	1.94	58	56	60	0.22	0.22	0.13	•	•	•	•
5	1.26	2.05	1.45	•	•	90	60	•	137.5 csec	137 csec	0.5	3.5	3.5	7
7	0.68	0.9	0.71	0.74	88	86	89	0.73	0.67	0.88	0	4.5	0	4
7	1.05	0.75	1.01	0.92	88	86	94	1.23	1.12	1.5	0	9	0	3
1	1.22	2.85	3.52	3.77	88	80	100	0.72	0.67	0.72	1.5	1	0	2
8	0.91	0	0.91	0.83	80	84	76	0.93	1.1	0.83	0.5	6.5	1	9
8	1.64	0	1.64	1.38	92	90	95	1.34	1.45	1.27	0.5	13.5	0.5	6.5
5	2.79	6.04	4.01	2.85	82	88	78	0.82	0.8	0.92	0	1	0.5	11
2	2.75	4.48	4.05	4.33	90	90	90	0.6	0.54	0.7	0	6.5	0	9.5
7	0.84	0.8	0.84	0.76	92	90	95	1.17	1.17	1.32	1	11	0.5	8.5
7	1.28	1.77	1.34	0.95	•	90	85	•	32 csec	49 csec	0	5.5	0.5	5
7	1.17	0.98	1.15	0.98	90	83	100	1.03	1	1.08	0	1	0	3
8	1.2	0	1.2	0.83	92	90	95	1.16	0.8	1.95	1.5	12.5	9	9
8	0.9	0	0.9	•	•	85	95	•	47.5 csec	58.5 csec	•	•	•	•
6	0.78	1.13	0.87	0.77	95	100	91	0.87	0.73	0.95	•	•	•	•
8	0.81	0	0.81	0.68	75	68	92	0.54	0.44	0.63	1	2	0	3.5
7	1.03	0.1	0.91	0.74	98	95	100	0.83	0.8	0.88	0.5	3.5	5.5	16.5
7	0.88	1.28	0.93	0.87	82	76	93	0.63	0.63	0.63	0	11	0	10
8	0.61	0	0.61	0.58	95	95	95	1.08	0.92	1.28	•	•	•	•
8	1.87	0	1.87	1.13	92	95	90	2.1	1.65	2.43	•	•	•	•
0	0	1.01	1.01	0.74	88	80	100	0.53	0.47	0.82	5.5	18.5	2.5	25
0	0	2.45	2.45	1.07	•	•	•	•	•	•	1	3	1.5	2.5

Appendix 4.1(a)

2	1.44	1.72	1.65	1.53	62	58	86	0.65	0.65	0.58	3	5.5	2.5	14
0	0	1.42	1.42	0.88	55	55	55	1.15	1.09	1.22	2	12	3	5.5
0	0	3.36	3.36	2.19	80	71	100	0.63	0.57	0.87	4	4	2.5	5.5
0	0	1.12	1.12	0.98	72	76	70	0.82	1.03	0.68	1.5	4	1	10
0	0	2.43	2.43	1.03	70	64	83	0.78	0.84	0.59	1.5	3.5	1	3.5
0	0	1.11	1.11	0.78	65	61	75	1.22	1.11	1.29	1	3.5	2	2.5
1	1.52	1.96	1.63	1.42	55	53	100	0.83	0.9	0.68	1.5	3	3.5	12.5
0	0	3.45	3.45	2.83	60	62	57	0.86	1.12	0.82	0.5	4.5	0.5	3
1	3.42	1.54	1.77	1.95	65	59	88	0.73	0.72	1.19	2	19.5	4.5	16
0	0	2.59	2.59	2.74	60	56	83	0.85	0.82	1.05	1.5	16.5	5.5	8
3	3.65	1.7	2.43	1.73	75	69	86	0.68	0.63	0.88	1.5	6	3	5
7	0.77	0.7	0.76	0.73	85	79	93	1.48	1.25	2.05	3	8.5	17	7

Mean RA-CA
-14.00
-14.00
-10.00
-9.00
-8.33
-8.33
-7.67
-6.67
-6.00
-5.67
-5.00
-4.00
-3.67
-3.00
-3.00
-3.00
-2.67
-2.00
0.33
1.00
1.33
2.00
2.33
2.67
2.67
3.33
4.00
4.33
4.33
4.67
5.33
5.67
6.67
7.33
7.67
12.00
13.67
13.67

14.33
16.00
16.67
17.00
17.67
25.00
26.00
26.33
27.67
30.00
34.67
37.67
-5.00
-4.67
2.33
7.50
9.00
28.33
49.33
-16.33
-13.67
-11.33
-6.00
-5.67
-2.67
-2.00
-1.67
-0.67
-1.50
0.33
1.00
7.33
20.67
22.00
23.00
32.33
34.33
39.33
66.67
-13.00
-12.33

Appendix 4.1(a)

-11.33
-11.00
-8.33
-7.33
-6.50
-6.00
1.33
3.00
5.00
9.00
9.67
15.33

(b) Phase 2

Appendix 4.1 (b)

Subject	group	sex	Date of Birth	Age at testing (months)	Age (months)	BPVS Raw Score	St Score	%Rank	Age equiv	Age equiv range	Block design score	St score	% rank	Recall digits score	st score	% rank	Pegboard *1
RB	m	m	29.4.87	5.7	66.5	11	93	32	4.1	4.2-5.8	2	51	53.5	9	38	12	22.41
JOB	m	m	3.9.87	5.11	71	13	99	48	5.9	5.0-6.7	1	45	30	11	42	20	16.03
SM	m	m	18.1.88	5.7	67	12	98	45	5.4	4.6-6.1	2	51	53.5	13	48	43	23.31
KG	m	f	26.7.87	5.3	63	12	101	52	5.4	4.6-6.1	0	42	21	11	45	30.5	19.63
SJ	m	f	15.2.87	5.9	69	15	111	77	6.8	5.10-7.6	5	60	85	15	50.5	51.5	16.84
AJ	m	f	15.2.87	5.9	69	16	116	86	7.2	6.5-8.1	4	57	76.5	12	44	27.5	12.72
CS	m	f	22.4.87	5.7	67	16	118	89	7.2	6.5-8.1	4	58.5	80.5	16	55	69.5	13.41
JD	m	m	15.1.87	5.1	70	17	121	92	7.9	6.10-8.9	4	57	76.5	22	67	95	22.1
NL	m	f	27.8.87	5.3	62.5	14	111	77	6.3	5.5-7.1	3	56	73.5	11	45	30.5	16.06
ST	m	m	7.12.86	6	72	15	109	72	6.8	5.10-7.6	5	58	78.5	8	32	4	17.72
PB	m	m	11.8.87	5.6	66	12	98	45	5.4	4.6-6.1	1	46	34	12	46	34.5	11.16
TW	m	m	2.10.86	6.1	73	19	128	97	8.11	7.11-10	8	69	97	13	44	28.5	14.65
CH	m	f	5.1.88	5.7	67	16	118	89	7.2	6.5-8.1	4	58.5	80.5	16	55	69.5	23.81
DB	m	m	12.6.87	6.4	76	17	117	87	7.9	6.10-8.9	5	56	73.5	15	47	38.5	14.88
RLJ	m	f	15.4.87	5.7	67	14	108	70	6.3	5.5-7.1	5	62	88	12	46	34.5	17.81
RW	m	m	1.6.87	5.5	65	14	108	70	6.3	5.5-7.1	4	60	84	16	57	76	19.44
EC	m	f	29.9.86	6.2	74	14	102	55	6.3	5.5-7.1	7	65	93	14	46.5	36.5	24
AM	m	m	25.11.86	6	72	17	119	90	7.9	6.10-8.9	11	73	99	17	53	61.5	17.75
KW	m	f	5.1.88	6.3	75	17	117	87	7.9	6.10-8.9	8	71	98	18	57.5	77.5	16.97
BH	m	f	28.3.88	5.4	64	13	106	66	5.9	5.0-6.7	4	60	84	14	53	61	19.97
LCo	m	f	18.3.88	5.5	65	13	103	58	5.9	5.0-6.7	2	59.5	52.5	18	60	85	21
AW	m	m	12.11.86	6.6	78	18	121	92	8.3	7.4-9.4	6	58	79.5	18	54	64.5	13.94
DK	m	m	30.12.86	5.11	71	13	99	48	5.9	5.0-6.7	8	71	98	17	55	69.5	11.59
SD	m	f	22.12.86	5.11	71	14	104	60	6.3	5.5-7.1	11	73	99	14	48	43	17.13
HP	m	f	17.10.87	5.10	70	10	86	18	4.5	3.9-5.2	1	45	30	13	46	34.5	16.81
LT	m	f	5.12.87	5.11	71	15	109	72	6.8	5.10-7.6	6	60	83.5	18	57.5	77.5	14.03
MSB	m	m	21.2.87	5.9	69	18	126	96	8.3	7.4-9.4	10	73	99	14	48	43	19.69
NF	m	m	29.5.87	5.5	65	11	93	32	4.1	4.2-5.8	1	48	41	17	58	80	17.56
JU	m	m	27.7.87	6.4	76	20	134	99	9.6	8.6-10.8	15	73	99	20	60	84	16.75
HG	m	f	14.11.87	5.9	69	14	106	66	6.3	5.5-7.1	3	54	64	18	57.5	77.5	21.84
SG	m	f	30.8.87	6.3	75	12	92	30	5.4	4.6-6.1	7	63	90	17	52	57.5	10.62
WM	m	m	24.9.86	6.8	80	21	133	99	10.2	9.2-11.4	9	67	95	23	67	95	14.71
RK	m	m	22.2.87	5.9	69	13	101	52	5.9	5.0-6.7	4	57	76.5	14	48	43	14.25
SDa	m	f	28.4.88	5.3	63	14	111	77	6.3	5.5-7.1	4	60	84	14	53	61	15.84
SH	m	f	29.8.87	6.3	75	15	107	68	6.8	5.10-7.6	2	46	35.5	19	57	75.5	17.94
KM	m	f	2.11.86	6	72	15	109	72	6.8	5.10-7.6	10	73	99	19	58	79	13.94
RL	m	f	7.2.88	5.6	66	15	113	80	6.8	5.10-7.6	3	55	69.5	14	50.5	51.5	15.94
MP	m	m	8.5.87	5.6	66	10	88	22	4.5	3.9-5.2	6	65	93	16	55	69.5	13.72

Appendix 4.1 (b)

JH	m	m	24.2.87	5.9	69	16	116	86	7.2	6.5-8.1	11	73	99	15	50.5	51.5	14.06
NW	m	f	14.12.87	5.8	68	14	106	66	6.3	5.5-7.1	3	55	69.5	14	50.5	51.5	13.41
TB	m	m	1.7.87	6.1	73	14	113	80	6.3	5.5-7.1	4	62	88	19	63	91	22.44
LCr	m	f	21.3.88	5.8	68	16	116	86	7.2	6.5-8.1	5	62	88	14	50.5	51.5	18.04
AG	m	f	25.2.88	5.8	68	8	75	5	3.7	2.11-4.3	2	51	53.5	23	69	97	14.75
JO	m	m	9.3.88	5.8	68	13	101	52	5.9	5.0-6.7	6	65	93	16	55	69.5	24.69
HB	m	f	12.3.87	5.8	68	14	106	66	6.3	5.5-7.1	10	73	99	17	57	76	13.88
RC	m	f	23.10.86	6.1	73	16	114	82	7.2	6.5-8.1	10	73	99	20	61	86	12.91
HR	m	f	10.11.86	6	72	18	124	94	8.3	7.4-9.4	8	68.5	96.5	18	56	71.5	14.65
KW	m	f	7.10.86	6.7	79	19	121	92	8.3	7.4-9.4	4	52	57	16	55	69.5	16.04
OR	m	m	1.3.88	5.7	67	19	134	99	8.11	7.11-10.0	10	73	99	19	61	86	12.49
AR	m	f	26.9.86	6.5	77	14	99	48	6.3	5.5-7.1	6	60	83.5	16	49	47.5	17.66
HP	p	f	29.4.87	5.10	70	13	99	48	5.9	5.0-6.7	1	45	30	10	39	14	19.87
LP	p	f	2.2.87	5.10	70	14	104	60	6.3	5.5-7.1	7	65	93	16	51	53.5	14.93
RR	p	f	9.6.87	5.11	71	9	78	7	4	3.4-4.8	2	49	47.5	16	53	61.5	12.5
AR	p	f	3.8.87	6.9	81	18	117	87	8.3	7.4-9.4	3	46.5	36.5	22	63	90	17.07
JGr	p	f	11.9.87	5.8	68	16	116	86	7.2	6.5-8.1	10	73	99	16	55	69.5	12.82
RM	p	f	18.2.87	6	72	10	83	13	4.5	3.9-5.2	3	52	56.5	17	55	69.5	18.54
LC	p	m	1.2.87	6.1	73	16	114	82	7.2	6.5-8.1	4	55	69.5	20	61	86	17.47
TR	s	m	12.12.87	6.3	75	14	102	55	6.3	5.5-7.1	2	46	35	9	32	4	18.53
LH	s	m	1.10.86	6.9	81	19	122	93	8.11	7.11-10.0	8	62	88	20	58	80	12
JB	s	f	2.2.88	6.1	73	12	94	14	5.4	4.6-6.1	4	55	69.5	10	38	11	16
AN	s	m	13.8.86	7.8	92	18	105	63	8.3	7.4-9.4	8	57	76.5	15	42	21.5	12.78
SS	s	f	28.7.88	5.7	67	13	103	58	5.9	5.0-6.7	2	51	53.5	19	61	86	22.56
CN	s	m	12.5.86	7	84	18	114	82	8.3	7.4-9.4	7	58	79	14	41.5	19.5	14.41
JG	s	m	8.1.87	6.4	76	14	102	55	6.3	5.5-7.1	9	68.5	96.5	17	52	57.5	21.7
MB	s	f	18.6.87	5.1	70	18	126	96	8.3	7.4-9.4	•	57	75.5	14	48	43	15.47
AV	s	f	1.1.88	6.3	75	15	107	68	6.8	5.10-7.6	2	53	62.5	20	60	84	16.41
NC	s	m	27.3.87	7.3	87	18	110	74	8.3	7.4-9.4	5	50.5	51.5	18	51.5	55.5	12.69
EV	s	f	10.1.85	9.3	111	21	108	70	10.2	9.2-11.4	5	39	14	21	51	53	17.56
LB	s	f	11.12.85	7.2	86	19	116	86	8.11	7.11-10.0	8	61	86	18	52.5	59.5	13.53
BB	s	m	31.8.87	6.8	80	17	112	78	7.9	6.10-8.9	6	58	79.5	12	38	11	20.5
HF	s	f	13.3.85	7.11	95	19	108	70	8.11	7.11-10.0	12	69	97	15	40	16.5	19.56
JGI	s	f	26.5.86	6.6	78	19	126	96	8.11	7.11-10.0	10	71	98	21	61	87	15.75
NB	s	f	9.5.88	6.2	74	15	107	68	6.8	5.10-7.6	8	68.5	69.5	18	56	71	14.78
MW	s	f	21.3.88	6	72	16	114	82	7.2	6.5-8.1	6	62	88	16	51	53.5	9
VL	s	f	26.6.88	4.7	55	10	101	52	4.5	3.9-5.2	5	68	96	13	54	67	20.53
FC	s	m	18.3.86	6.9	81	18	117	87	8.3	7.4-9.4	11	73	99	14	42	20.5	13.63
VJ	s	m	21.5.86	6.7	79	23	148	99	11.6	10.4-12.9	2	44	28.5	20	59	81.5	19.19
GR	w	m	22.1.87	5.11	71	13	99	48	5.9	5.0-6.7	2	49	47.5	13	46	34.5	19.78

Appendix 4.1 (b)

RL	w	m	28.1.87	6.1	73	13	97	42	5.9	5.0-6.7	3	52	56.5	15	48.5	44.5	15.29
JM	w	f	18.1.87	6.1	73	16	112	78	7.2	6.5-8.1	6	62	88	10	38	11	14.28
OC	w	m	28.4.87	5.10	70	13	99	48	5.9	5.0-6.7	3	54	64	17	55	69.5	15.78
LC	w	m	4.2.87	5.11	71	13	99	48	5.9	5.0-6.7	4	57	76.5	18	57.5	77.5	19.23
LB	w	m	5.4.87	5.9	69	11	91	28	4.1	4.2-5.8	3	54	64	12	44	27.5	19.04
AB	w	m	9.2.87	6	72	13	99	48	5.9	5.0-6.7	2	49	47.5	15	50.5	51.5	18.56
KL	w	f	29.4.87	5.8	68	9	80	9	4	3.4-4.8	2	51	54	14	50.5	51.5	17.35
JO'M	w	m	29.4.87	5.10	70	11	89	24	4.1	4.2-5.8	1	45	30	14	48	43	17.79
SP	w	f	13.4.87	5.8	68	8	75	5	3.7	2.11-4.3	5	62	88	14	50.5	51.5	13.56
CS	w	f	23.1.87	6.1	73	14	102	55	6.3	5.5-7.1	3	52	56.5	15	48.5	44.5	15.42
RD	w	m	22.4.87	5.10	70	13	99	48	5.9	5.0-6.7	6	64	92	8	71	98	13.03
JF	w	f	7.4.87	5.10	70	15	109	72	6.8	5.10-7.6	3	54	64	17	55	69.5	19.43
VW	w	f	17.3.87	5.10	70	14	106	66	6.3	5.5-7.1	4	57	76.5	19	60	83	17.28

Appendix 4.1 (b)

Pegboard #2	Pegboard #3	Mean time Pegboard	Median Time Pegboard	Beads *1	Beads *2	Beads *3	Mean Score Beads	BAS Reading	St Score	% rank	Phon		NWR	Rhyming C1	Rhyming C2
											Segmentation				
22.38	21.34	22.04	22.38	5	4.5	5	4.83	0	38	11	3	17	7	6	
25.13	17.72	19.63	17.72	7.5	6.5	9.5	7.83	0	35	7	3	13	4	6	
29.72	23.5	25.51	23.50	3	4.5	4	3.83	0	38	11	4	21	5	5	
13.94	14.94	16.17	14.94	6.5	7	5	6.17	0	40	15	7	23	7	8	
18.81	13.72	16.46	16.84	6	9	8.5	7.83	1	39	13	4	18	5	6	
15.59	13.63	13.98	13.63	8	8	4	6.67	1	39	13	5	17	6	7	
11.88	19.28	14.86	13.41	5.5	7	5	5.83	5	49	45	8	8	8	6	
12.87	19.9	18.29	19.90	5.5	7	4	5.50	5	46	36	5	22	10	6	
13.44	21.06	16.85	16.06	4	6	6	5.33	1	44	29	6	19	8	6	
16.81	13.56	16.03	16.81	8.5	8.5	8.5	8.50	6	44	29	7	19	4	2	
17.37	13.15	13.89	13.15	4	7	5.5	5.50	1	42	20	5	23	10	9	
13.31	12.65	13.54	13.31	12.5	11.5	12	12.00	13	49	48	8	22	10	10	
14.6	14.79	17.73	14.79	9	7	8	8.00	1	42	21	7	29	9	9	
14.37	16.6	15.28	14.88	5	5.5	6	5.50	15	48	42	5	26	10	9	
16.66	12.97	15.81	16.66	12	10	11.5	11.17	1	42	21	8	22	10	6	
16	14.44	16.63	16.00	7.5	8	8	7.83	4	49	47	7	20	10	9	
12.78	11.93	16.24	12.78	10.5	10	12.5	11.00	18	52	58	7	15	10	9	
14.19	13.5	15.15	14.19	7.5	8	7.5	7.67	6	44	29	8	20	10	8	
13.44	13.97	14.79	13.97	11	10.5	12	11.17	11	51	54	•	26	9	9	
14.88	19.5	18.12	19.50	11	11	12	11.33	4	49	47	5	24	10	9	
21.25	18.94	20.40	21.00	7.5	8	9	8.17	7	52	59	6	17	8	8	
20.5	17.29	17.24	17.29	8	10	10.5	9.50	27	51	52	11	23	10	10	
9.6	9.78	10.32	9.78	9	11	10	10.00	7	48	43	6	21	9	10	
14.68	12.25	14.69	14.68	8	10	11	9.67	4	45	31	5	25	10	9	
21.15	18.06	18.67	18.06	10.5	11	8	9.83	9	50	49	6	29	10	9	
10.72	14.16	12.97	14.03	6	9.5	12	9.17	13	52	59	6	27	10	7	
14.63	14.18	16.17	14.63	7	9	9.5	8.50	10	50.5	51.5	5	18	7	5	
18	21.25	18.94	18.00	5	3	5	4.33	10	54	67	8	13	10	9	
16.75	13.1	15.53	16.75	11	10	10	10.33	28	54	64	9	27	10	9	
14.15	15.75	17.25	15.75	7.5	6	7	6.83	13	52	59	6	26	10	10	
15.93	10.97	12.51	10.97	7.5	7.5	11	8.67	26	53	60	7	22	8	9	
15.62	14.12	14.82	14.71	7	9	8	8.00	51	58	79.5	11	27	10	10	
16.41	13.69	14.78	14.25	4	7.5	8	6.50	10	50.5	51.5	6	20	9	8	
14.56	14.31	14.90	14.56	10	6.5	9	8.50	6	51	55	6	22	10	4	
14.72	11.5	14.72	14.72	6	7.5	9	7.50	36	56	73	11	28	10	10	
11.85	10.6	12.13	11.85	8.5	11	10	9.83	20	53	62	10	24	10	10	
10.97	10.79	12.57	10.97	8.5	10.5	9	9.33	26	61	87	7	20	10	4	
14.41	13.72	13.95	13.72	4	9.5	9	7.50	11	53	63	9	15	10	9	

Appendix 4.1 (b)

12	16.07	14.04	14.06	9.5	11	10.5	10.33	18	55	69	13	22	8	8
18.22	12.34	14.66	13.41	8.5	12	12	10.83	36	65.5	93.5	10	22	10	10
18.84	23.6	21.63	22.44	7.5	6.5	9	7.67	54	66.5	94.5	9	25	7	8
13.09	14.57	15.23	14.57	7.5	10	12	9.83	33	64	92	8	27	10	7
13.19	13.47	13.80	13.47	6	6	9	7.00	28	62	89	11	25	10	9
16.44	18.85	19.99	18.85	5.5	6	6.5	6.00	50	70	97.5	11	24	9	10
13.69	13.75	13.77	13.75	6	6	7	6.33	15	56	72	8	21	9	9
11.47	10.79	11.72	11.47	6	4	6	5.33	48	63	91	15	22	9	9
13.94	13.06	13.88	13.94	9	8.5	10	9.17	29	57	75	8	16	10	8
17.63	12.47	15.38	16.04	11.5	12	10.5	11.33	63	64.5	92.5	11	28	10	10
16.1	14	14.20	14.00	7	8	8	7.67	46	68.5	96.5	15	29	10	10
15.78	17.69	17.04	17.66	6	9	9	8.00	69	71	98	15	27	10	10
19.56	19.93	19.79	19.87	5	4	2	3.67	6	47	39	5	26	9	10
18.32	12.59	15.28	14.93	8.5	11	11	10.17	6	47	39	3	23	6	7
11.53	14.2	12.74	12.50	3	9.5	10	7.50	10	50.5	51.5	9	27	10	10
20	13.53	16.87	17.07	4	10.5	7	7.17	42	53	61	10	22	10	10
14.63	13.09	13.51	13.09	11	10.5	12	11.17	16	56	74	12	27	10	9
14.59	20.16	17.76	18.54	7.5	7	8	7.50	54	67	95	13	25	10	10
16.52	16.04	16.68	16.52	7	8	8.5	7.83	67	73	99	13	23	10	9
16.41	17.09	17.34	17.09	6	7	8	7.00	1	32	4	3	18	4	6
12.28	11.97	12.08	12.00	10	15	14	13.00	7	35.5	7.5	10	18	10	10
15.28	14.25	15.18	15.28	11.5	12	13	12.17	2	39	13	5	26	10	10
11.69	13.72	12.73	12.78	5.5	6	7.5	6.33	40	46.5	36.5	6	27	5	9
20.78	16.13	19.82	20.78	7	9	11	9.00	1	42	21	8	24	9	9
16.79	11.37	14.19	14.41	9.5	7.5	8	8.33	25	46	33.5	3	26	9	8
16.63	16.02	18.12	16.63	9	10	10.5	9.83	20	50	51	6	25	10	8
16.13	22.09	17.90	16.13	7	8	7	7.33	4	45	31	8	18	9	8
12.35	12.81	13.86	12.81	8	9	10	9.00	21	51	53	11	21	10	10
12.32	14.15	13.05	12.69	8	10.5	15	11.50	34	47	38	11	22	10	9
13.53	13.87	14.99	13.87	11	11	10.5	10.83	74	53	61	11	30	10	10
10.88	12.32	12.24	12.32	8	8	9	8.33	27	46	36	12	30	10	9
15.56	15.03	17.03	15.56	7	6	9	7.33	28	51	53	10	23	9	7
21	21.75	20.77	21.00	9.5	12.5	13	11.67	74	62	89	12	23	10	10
13.43	11.34	13.51	13.43	11	10	8.5	9.83	37	53	63	12	26	10	10
13.87	13.6	14.08	13.87	14	13	13.5	13.50	46	63	90	13	24	9	9
12	12	11.00	12.00	12	11	12	11.67	61	70	97.5	10	25	10	10
20.15	17.53	19.40	20.15	7	9	11	9.00	17	60	85	4	21	9	9
11.22	11.9	12.25	11.90	7.5	11	11	9.83	69	66.5	94.5	12	30	10	9
15.5	17.5	17.40	17.50	4.5	6	5.5	5.33	85	73	99	14	30	10	10
16.84	20.9	19.17	19.78	3	4.5	5	4.17	4	45	31	3	20	8	4

Appendix 4.1 (b)

15.03	14.03	14.78	15.03	6	4	7	5.67	0	32	4	4	20	7	7
16.21	16.31	15.60	16.21	8	8	9	8.33	1	35	7	5	26	10	6
13.37	12.27	13.81	13.37	5.5	6	6	5.83	0	34	6	6	27	9	6
15.76	17.6	17.53	17.60	5	7	9	7.00	1	39	13	6	21	7	5
16.86	21.65	19.18	19.04	4	9.5	8	7.17	1	39	13	4	18	8	6
13.71	15.16	15.81	15.16	6	4.5	3.5	4.67	0	31	3	3	23	8	10
14.92	16.44	16.24	16.44	10	10.5	6.5	9.00	3	46	36	5	19	7	8
22.97	16.65	19.14	17.79	4	4	5.5	4.50	1	39	13	7	19	10	9
15.79	18	15.78	15.79	4.5	4	6	4.83	9	52	58	4	21	10	9
14.28	15.16	14.95	15.16	8	8.5	9	8.50	12	49	45	6	23	6	8
13.37	16.91	14.44	13.37	5	6.5	6.5	6.00	8	49	46	8	23	10	9
14.3	10.75	14.83	14.30	3	6	7	5.33	20	56	72	6	23	8	9
12.34	15.41	15.01	15.41	6.5	6.5	4.5	5.83	12	52	56	8	24	7	9

Appendix 4.1 (b)

Rhyming C3	Naming (Pictures)	Mean Time (overall)	median time overall	Mean Time (correct)	Mean Time (errors)	Naming (Colours)	Mean Time (overall)	median time overall	Mean Time (correct)	Mean Time (errors)	Naming (Numbers)	Mean Time (overall)	median time overall	Mean Time (correct)	Mean Time (errors)
6	12	0.94	0.98	0.94	-	6	1.24	0.8	1.24	-	8	0.92	0.91	0.92	-
7	12	1.83	1.8	1.83	-	6	0.83	0.64	0.83	-	8	0.75	0.79	0.75	-
5	12	2.64	1.96	2.64	-	6	1.92	1.29	1.92	-	6	2.01	1.82	1.75	2.78
5	12	1.07	0.95	1.07	-	6	0.79	0.71	0.79	-	8	0.88	0.88	0.88	-
5	11	0.81	0.82	0.82	0.68	6	0.84	0.68	0.84	-	8	0.86	0.88	0.86	-
6	12	1.02	0.85	1.02	-	6	0.77	0.67	0.77	-	8	0.79	0.75	0.79	-
8	12	1	0.97	1	-	6	0.82	0.81	0.82	-	8	0.75	0.75	0.75	-
8	12	0.87	0.83	0.87	-	6	0.73	0.69	0.73	-	8	0.66	0.66	0.66	-
6	12	1.13	1.05	1.13	-	6	0.81	0.79	0.81	-	6	0.68	0.68	0.68	-
3	12	0.83	0.85	0.83	-	6	0.82	0.71	0.82	-	8	0.68	0.7	0.68	-
9	12	0.93	0.83	0.93	-	6	0.88	0.83	0.88	-	8	0.93	0.82	0.93	-
8	12	0.95	0.93	0.95	-	6	1	0.67	1	-	8	0.71	0.68	0.71	-
10	12	1.14	0.93	1.14	-	6	1.61	1.35	1.61	-	7	1.12	1.03	0.88	2.83
9	12	1.42	1.12	1.42	-	6	3.36	2.98	3.36	-	8	1.12	0.88	1.12	-
8	12	0.8	0.8	0.8	-	6	0.61	0.59	0.61	-	8	0.74	0.7	0.74	-
9	12	0.83	0.81	0.83	-	6	1.27	0.82	1.27	-	8	0.82	0.79	0.82	-
10	12	0.87	0.88	0.87	-	6	0.94	0.63	0.94	-	8	0.72	0.72	0.72	-
9	12	0.94	0.86	0.94	-	6	0.74	0.7	0.74	-	8	0.77	0.78	0.77	-
8	12	1.05	0.99	1.05	-	6	1.01	0.76	1.01	-	8	0.86	0.85	0.86	-
8	12	1.03	0.95	1.03	-	6	1.28	1.39	1.28	-	8	1.28	1.11	1.28	-
7	12	1.27	1.04	1.27	-	6	1.19	1.01	1.19	-	8	0.92	0.91	0.92	-
9	12	1.93	1.62	1.93	-	6	1.72	1.73	1.72	-	8	3.29	2.38	3.29	-
9	12	0.83	0.8	0.83	-	6	0.71	0.54	0.71	-	8	0.68	0.68	0.68	-
9	12	1.92	1.82	1.92	-	6	0.76	0.7	0.76	-	8	0.84	0.8	0.84	-
8	11	2.96	1.88	2.77	5.05	6	2.1	2.34	2.1	-	7	1.93	1.27	1.4	5.62
10	12	0.85	0.83	0.85	-	6	0.72	0.68	0.72	-	8	0.8	0.7	0.8	-
9	11	1.33	0.98	1.33	1.72	6	0.62	0.58	0.62	-	8	0.76	0.75	0.76	-
10	12	0.89	0.67	0.89	-	6	0.89	0.67	0.89	-	8	0.87	0.63	0.66	-
9	12	1.01	0.94	1.01	-	6	0.94	0.78	0.94	-	8	0.95	0.89	0.95	-
7	12	1.04	1	1.04	-	6	0.09	0.82	0.09	-	8	0.88	0.88	0.88	-
10	12	0.65	0.65	0.65	-	6	0.56	0.54	0.56	-	8	0.58	0.58	0.58	-
10	12	0.92	0.89	0.92	-	6	0.79	0.73	0.79	-	8	0.77	0.77	0.77	-
9	12	0.72	0.7	0.72	-	6	1.15	0.72	1.15	-	8	0.61	0.6	0.61	-
7	12	1.11	0.9	1.11	-	6	1.38	1.22	1.38	-	8	0.89	0.89	0.89	-
10	12	0.76	0.73	0.76	-	6	0.87	0.82	0.87	-	8	0.58	0.53	0.58	-
10	12	1.06	0.82	1.06	-	6	0.78	0.68	0.78	-	8	0.98	0.77	0.98	-
10	12	1.11	0.9	1.11	-	6	1.26	0.82	1.26	-	8	1.03	0.78	1.03	-
6	12	0.77	0.7	0.77	-	6	0.69	0.7	0.69	-	8	0.65	0.65	0.65	-

Appendix 4.1 (b)

10	12	0.88	0.77	0.88	0.88		6	0.82	0.66	0.82		8	0.76	0.73	0.76	
9	12	0.81	0.84	0.81	0.81		6	1.1	0.93	1.1		8	0.85	0.83	0.85	
9	12	1.23	1.07	1.23	1.23		6	1.2	1.02	1.2		8	0.79	0.8	0.79	
10	12	1.02	0.83	1.02	1.02		6	1.47	1.36	1.47		8	0.72	0.66	0.72	
8	12	0.95	0.96	0.95	0.95		6	0.86	0.75	0.86		8	0.9	0.89	0.9	
9	12	0.74	0.71	0.74	0.74		6	0.67	0.68	0.67		8	0.61	0.6	0.61	
9	12	0.83	0.84	0.83	0.83		6	0.81	0.72	0.81		8	0.78	0.8	0.78	
10	12	0.94	0.88	0.94	0.94		6	0.75	0.76	0.75		8	0.76	0.78	0.76	
9	12	0.7	0.7	0.7	0.7		6	0.51	0.5	0.51		8	0.7	0.67	0.7	
10	12	0.92	0.83	0.92	0.92		6	0.73	0.74	0.73		8	0.7	0.69	0.7	
8	12	1.28	1.05	1.28	1.28		6	1.49	0.94	1.49		8	0.85	0.98	0.85	
10	12	0.76	0.73	0.76	0.76		6	1.09	0.78	1.09		8	0.84	0.84	0.84	
8	11	2.78	1.05	1.47	1.47	17.72	6	1.53	1.51	1.53		7	1.52	1.55	1.63	0.8
5	12	0.76	0.68	0.76	0.76		6	0.75	0.78	0.75		8	0.65	0.67	0.65	
9	12	0.65	0.75	0.65	0.65		6	0.73	0.75	0.73		8	0.62	0.78	0.62	
10	12	1.43	1.17	1.43	1.43		6	1.59	1.32	1.59		8	1.25	1.24	1.25	
8	12	1.29	1.14	1.29	1.29		6	0.91	0.89	0.91		8	1.13	0.91	1.13	
10	12	0.89	0.87	0.89	0.89		6	0.9	0.75	0.9		8	0.84	0.75	0.84	
10	12	1.19	1.05	1.19	1.19		6	0.66	0.59	0.66		8	0.73	0.71	0.73	
6	12	0.95	1.01	0.95	0.95		6	1.04	0.9	1.04		7	1.04	0.97	1.01	1.23
9	12	1.29	1.17	1.29	1.29		6	0.84	0.82	0.84		8	0.95	0.93	0.95	
7	12	0.74	0.73	0.74	0.74		6	0.75	0.68	0.75		8	0.67	0.58	0.67	
5	12	0.93	0.92	0.93	0.93		6	0.77	0.6	0.77		8	0.69	0.68	0.69	
8	12	1.19	1.04	1.19	1.19		6	1.71	1.32	1.71		7	1.08	1.05	1.06	1.23
10	12	0.77	0.83	0.77	0.77		6	0.78	0.67	0.78		8	0.85	0.88	0.85	
10	12	1.3	1.19	1.3	1.3		6	1.6	1.71	1.6		8	1.29	1.21	1.29	
9	12	0.93	0.82	0.93	0.93		6	1.11	0.83	1.11		8	0.97	0.97	0.97	
10	12	0.92	0.83	0.92	0.92		6	0.83	0.61	0.83		8	0.68	0.68	0.68	
10	12	0.87	0.81	0.87	0.87		6	1.37	0.84	1.37		8	0.63	0.58	0.63	
10	12	0.67	0.64	0.67	0.67		6	0.5	0.48	0.5		8	0.53	0.51	0.53	
10	12	1.14	0.92	1.14	1.14		6	1.38	1.18	1.38		8	0.72	0.74	0.72	
8	12	0.94	0.85	0.94	0.94		6	1.79	1.68	1.79		8	0.87	0.87	0.87	
9	12	1.16	1.06	1.16	1.16		6	1.18	0.98	1.18		8	0.91	0.76	0.91	
7	12	0.91	0.83	0.91	0.91		6	0.94	0.87	0.94		8	0.76	0.74	0.76	
9	12	0.91	0.68	0.91	0.91		6	1.65	1	1.65		8	0.63	0.6	0.63	
9	12	0.86	0.89	0.86	0.86		6	0.65	0.71	0.65		8	0.85	0.79	0.85	
7	12	0.76	0.72	0.76	0.76		6	1.47	0.8	1.47		8	0.82	0.76	0.82	
10	12	0.8	0.75	0.8	0.8		6	0.62	0.62	0.62		8	0.66	0.64	0.66	
9	12	1.03	1.48	1.03	1.03		6	1.53	1.52	1.53		8	1.04	1.01	1.04	
7	12	0.8	0.78	0.8	0.8		6	0.89	0.84	0.89		8	0.81	0.83	0.81	

Appendix 4.1 (b)

9	12	1.16	0.98	1.16		6	0.77	0.8	0.77		8	0.94	0.88	0.94	-
5	12	1.02	0.95	1.02		6	0.88	0.84	0.88		7	1.28	0.97	1.13	2.32
5	12	0.97	0.96	0.97		6	1.29	0.78	1.29		8	1.17	0.78	1.17	-
10	12	0.8	0.8	0.8		6	0.76	0.68	0.76		8	0.73	0.72	0.73	-
7	12	0.96	0.91	0.96		5	0.88	0.81	0.88	0.87	8	0.92	0.79	0.92	-
7	12	0.96	0.86	0.96		6	0.8	0.63	0.8		7	0.97	0.83	0.92	1.37
6	12	1.23	1.15	1.23		6	0.88	0.73	0.88		8	1.15	0.85	1.15	-
8	11	1.01	0.97	0.95	1.73	6	1	0.73	1		8	0.84	0.8	0.84	-
8	12	1.02	1	1.02		6	0.98	0.78	0.98		7	0.86	0.74	0.92	0.52
10	12	0.91	0.87	0.91		6	0.78	0.63	0.78		8	0.69	0.7	0.69	-
9	12	0.97	0.93	0.97		6	0.93	0.68	0.93		8	0.73	0.67	0.73	-
10	11	1.3	1.05	0.9	1.33	6	0.98	0.68	0.98		8	0.87	0.78	0.87	-
8	12	1.17	0.8	1.17		6	0.74	0.62	0.74		8	0.76	0.63	0.76	-

Appendix 4.1 (b)

Naming (Letters)	Mean Time (overall)	median time overall	Mean Time (correct)	Mean Time (errors)	Lex score overall %	Lex Score words %	Lex score NW %	Lex median time (overall)	Lex median time (words)	Lex median time (NW)
2	2.02	1.9	1.81	2.23	62	58	86	0.39	0.38	0.45
4	5.91	3.9	2.07	6.46	62	58	86	0.57	0.6	0.38
1	1.24	1.01	0.97	1.71	85	82	89	0.76	0.65	0.8
5	1.13	1.13	1.09	1.45	75	71	81	0.88	0.88	1.12
7	1.01	0.88	1.05	0.75	92	95	90	0.51	0.47	0.57
6	0.56	0.6	0.56		62	59	73	1.25	0.98	1.63
8	2	1.32	2.51	1.7	75	77	74	0.64	0.69	0.55
3	0.85	0.77	0.85		85	82	89	0.9	0.68	1.09
8	3.19	1.48	1.28	4.34	95	95	95	0.89	0.84	0.95
3	0.89	0.77	0.89		98	100	95	0.65	0.67	0.63
3	1.77	1.53	1.39	1.99	90	86	94	0.87	0.73	0.96
8	1.3	1.13	1.3		85	85	85	1.16	0.9	1.48
7	0.67	0.66	0.65	0.77	90	86	94	0.69	0.55	0.84
7	0.9	0.97	0.89	1.03	98	100	95	0.93	0.72	1.13
8	0.78	0.81	0.78		90	83	100	0.84	0.76	0.92
8	0.83	0.88	0.83		88	83	94	0.16	0.03	0.32
8	1.16	0.98	1.16		88	80	100	1.2	0.95	1.83
8	2.16	1.86	2.16		90	94	86	1.34	1.12	1.57
7	1.27	0.89	1.29	1.12	80	80	80	1.78	1.66	1.83
8	2.3	2.08	2.3		80	77	83	1.1	0.97	1.11
7	0.98	0.84	1.03	0.67	95	95	95	0.83	0.74	0.93
8	1.6	1.51	1.6		80	78	88	1.08	0.99	1.2
6	7.63	2.07	1.84	8.98	92	87	100	0.91	0.83	1.08
7	1.08	0.81	1.09	1.03	68	67	68	0.5	0.43	0.62
8	1.26	0.88	1.26		85	82	89	0.83	0.69	0.9
7	1.2	0.58	1.16	1.48	82	76	93	0.78	0.68	0.9
8	1.24	0.92	1.24		95	100	91	1.14	0.93	1.28
8	0.97	0.92	0.97		90	90	90	0.91	0.56	0.93
8	0.7	0.69	0.7		95	100	91	0.53	0.47	0.58
8	0.92	0.92	0.92		90	83	100	0.73	0.87	0.67
8	0.86	0.83	0.86		98	100	95	0.48	0.35	0.58
7	1.33	1.14	1.17	2.43	85	85	85	0.99	1.08	0.95
8	0.98	0.65	0.98		95	91	100	0.78	0.68	0.85
8	0.83	0.81	0.83		88	89	86	0.69	0.65	0.7
8	1.36	0.94	1.36		75	69	86	0.68	0.57	1.02
8	0.9	0.88	0.9		88	100	80	1.04	0.77	1.1

Appendix 4.1 (b)

8	0.8	0.79	0.8		95	91	100	1.16	1.16	1.16	1.16
8	0.74	0.73	0.74		85	77	100	1.1	1.01	1.01	1.27
8	1.29	1.14	1.29		82	78	88	0.7	0.52	0.52	0.9
8	0.78	0.78	0.78		92	90	95	0.68	0.43	0.43	0.83
8	1.36	1.22	1.36		90	86	94	0.78	0.65	0.65	0.93
8	0.71	0.64	0.71		90	100	83	0.47	0.48	0.48	0.42
7	1.35	1.06	1.29	1.8	90	94	86	0.98	0.83	0.83	1.03
8	0.81	0.79	0.81		92	95	90	0.82	0.72	0.72	1.02
8	0.74	0.67	0.74		90	83	100	0.68	0.63	0.63	0.9
8	1	0.84	1		88	83	94	1.23	1	1	2.15
8	1.07	1.08	1.07		90	94	86	0.03	0.03	0.03	0.03
8	1.44	1.18	1.44		92	90	95	1.31	1.22	1.22	1.53
2	2.22	1.99	2.52	2.09	68	68	67	0.98	1	1	0.97
7	1.09	0.83	1.15	0.7	75	68	92	1.76	1.49	1.49	1.85
6	0.91	0.95	0.9	1.02	98	100	95	0.74	0.72	0.72	0.77
8	1.36	1.1	1.36		85	82	89	1.17	1.25	1.25	1.25
8	1.13	1.1	1.13		92	95	90	0.83	0.82	0.82	0.88
8	1.11	1.08	1.11		95	100	91	0.72	0.61	0.61	0.85
7	0.94	0.92	0.95	0.87	92	87	100	0.81	0.77	0.77	0.82
7	0.91	0.94	0.86	1.27	58	56	60	0.22	0.22	0.22	0.88
7	1.56	1.05	1.28	3.53	92	90	95	0.93	0.6	0.6	2.71
7	0.71	0.74	0.68	0.09	88	86	89	0.73	0.67	0.67	0.13
7	0.9	0.87	0.93	0.73	88	86	89	1.23	1.12	1.12	1.5
5	1.33	1.13	1.28	1.42	88	80	100	0.72	0.67	0.67	0.72
8	1.09	1.06	1.09		90	90	90	1.03	1.03	1.03	1.95
8	1.64	1.38	1.64		92	90	95	1.34	1.45	1.45	1.27
5	4.01	2.85	2.79	6.04	82	88	78	0.82	0.8	0.8	1.08
6	2.14	0.93	1.03	5.48	90	90	90	0.6	0.54	0.54	0.7
7	0.84	0.76	0.84	0.8	92	90	95	1.17	1.17	1.17	1.32
8	0.75	0.67	0.75		92	87	100	0.45	0.47	0.47	1.03
7	1.15	1.13	1.27	0.98	95	91	100	1.46	1.42	1.42	1.03
8	1.2	0.85	1.2		92	90	95	1.16	0.8	0.8	0.7
8	0.81	0.82	0.81		88	89	86	0.98	0.73	0.73	0.76
8	1.04	0.86	1.04		95	100	91	0.87	0.73	0.73	1.29
8	0.81	0.68	0.81		75	68	92	0.54	0.44	0.44	0.63
8	0.91	0.74	0.91		95	91	100	1.01	1.03	1.03	1.05
7	0.93	0.87	0.88	1.28	85	85	85	0.8	0.58	0.58	1
8	0.61	0.58	0.61		95	95	95	1.08	0.92	0.92	1.28
8	0.96	0.96	0.96		92	95	90	2.1	1.62	1.62	2.43
7	0.96	0.91	0.97	0.87	69	83	82	0.95	0.82	0.82	0.98

Appendix 4.1 (b)

6	1.62	0.95	1.24	2.74	82	93	76	1.14	1.12	1.22
9	2.1	1.34	1.69	3.33	62	58	86	0.65	0.65	0.58
3	3.73	1.77	1.33	5.16	75	81	71	0.82	0.81	0.82
8	1.25	.	1.25		88	83	94	0.87	0.77	1.1
7	0.85	0.87	0.85	0.83	75	75	75	1.03	0.82	1.34
3	2.15	0.97	1.1	2.79	78	72	87	0.97	0.98	0.93
7	1.17	1.12	1.09	1.77	80	80	80	1.27	1.66	1.14
6	1.1	1.04	1.08	1.15	60	56	83	0.75	0.73	1.18
7	1.39	1.03	1.41	1.27	95	64	67	1.23	1.23	1.08
7	1.08	0.87	1.11	0.82	82	78	88	0.73	0.55	0.82
7	0.9	0.77	0.94	0.67	78	72	87	0.71	0.62	0.9
6	1.12	0.85	0.94	1.66	78	69	100	0.48	0.52	0.28
7	0.77	0.72	0.77	0.73	92	90	95	0.54	0.47	0.55

(c) Phase 3

Subject	group	sex	Date of Birth	age (months)	BAS Matrices	St Score	% rank	BAS Similarities	St Score	% rank	BAS Naming vocab		St Score	% rank	BAS Block Design		St Score	% rank	BAS Recall Digits	St Score	% rank
											BAS Naming vocab	% rank			BAS Block Design	% rank					
JoB	m	m	3.9.87	74	3	54	65.5	6	53	63	14	41.5	19.5	43	23	9	34.5	6.5			
SM	m	m	18.1.88	70	2	48	43.5	8	62	88.5	17	60	85	57	76.5	15	50.5	51.5			
KG	m	f	26.7.87	74	3	54	65.5	8	60.5	85.5	17	59	81.5	52	56.5	12	42	22			
SJ	m	f	15.2.87	79	5	58	79	8	57	76.5	18	63	91	55	68.5	18	54	64.5			
AJ	m	f	15.2.87	79	7	63	91	7	54	66	15	43	24.5	61	86	13	40.5	16.5			
CS	m	f	22.4.87	77	3	53	61	7	56	71.5	16	50	51	63	90	14	45	31			
JD	m	m	15.1.87	80	9	71	98	12	71	98	17	56	72	52	57	20	59	81.5			
NL	m	f	27.8.87	73	2	47	39	6	53	63	16	52	57.5	52	56.5	10	38	11			
ST	m	m	7.12.86	81	5	56.5	74.5	10	63	91	17	54	66	53	62	11	32	4			
PB	m	m	11.8.87	73	3	54	65.5	4	45.5	32.5	11	31	3	55	69.5	13	44	28.5			
TW	m	m	2.10.86	83	7	61	87	14	73	99	16	48	41.5	65.5	93.5	14	42	20.5			
CH	m	f	5.1.88	70	3	55	69	10	69	97	13	38	12	57	76.5	19	60	83			
DB	m	m	12.6.87	77	3	53	61	8	59	81.5	17	60.5	85.5	56	73.5	15	47	38.5			
RLI	m	f	15.4.87	77	4	56	74	10	66	94	17	57	77	46	35.5	14	45	31			
RW	m	m	1.6.87	76	3	53	61	7	56	71.5	17	57	77	66	94	15	47	38.5			
EC	m	f	29.9.86	83	8	64	92	11	67	95	17	54	66	56.7	74.5	14	42	20.5			
AM	m	m	25.11.86	82	6	59	82	10	63	91	17	54	66	65.5	93.5	18	53	62			
KW	m	f	5.1.88	70	4	59	82	9	65	93	18	66.5	94.5	71	98	18	57.5	77.5			
BH	m	f	28.3.88	68	2	49.5	48.5	8	63	90	15	48	41	55	69.5	12	46	34.5			
LCo	m	f	18.3.88	68	4	62	89	8	63	90	14	43	23	58.5	80.5	16	55	69.5			
AW	m	m	12.11.86	92	8	60	84	15	72	98.5	18	57	76.5	54	66.5	19	51.5	55.5			
DK	m	m	30.12.86	80	6	61	86	8	57	76.5	14	38.5	12.5	64	92	17	51	52.5			
SD	m	f	22.12.86	81	5	56.5	74.5	10	63	91	18	61	87	65.5	93.5	17	50	50			
HP	m	f	17.10.87	73	2	47	39	7	57	76.5	13	37.5	10.5	55	69.5	14	46.5	36.5			
LT	m	f	5.12.87	76	6	61	86	10	66	94	15	45	30	60	83.5	18	54.5	67.5			
MS-B	m	m	21.2.87	79	7	61	87	12	71	98	18	63	91	73	99	13	46.5	67.5			
NF	m	m	29.5.87	76	4	56	74	8	59	81.5	17	57	77	66	94	18	54.5	67.5			
JU	m	m	27.7.87	79	10	73	99	13	73	99	18	63	91	73	99	21	61	87			
HG	m	f	14.11.87	76	7	71	98	9	63	91	16	52	57.5	52	56.5	18	56	71.5			
SG	m	f	30.8.87	75	10	73	99	7	56	71.5	16	50	51	63	90	17	52	57.5			
WM	m	m	24.9.86	84	10	68	96	12	68.5	96.5	19	66	94	63	90	23	66.5	94.5			
RK	m	m	22.2.87	79	6	61	86	11	64	92	18	63	91	58	79.5	16	48	43.5			
SDa	m	f	28.4.88	66	3	57	75.5	7	60	83.5	16	54	64	73	99	16	55	69.5			
SH	m	f	29.8.87	75	8	71	98	13	73	99	18	65	93	46	35.5	19	57	75.5			
KM	m	f	2.11.86	82	7	61	87	11	67	95	17	54	66	73	99	22	63	90			
RL	m	f	7.2.88	69	6	67.5	95.5	8	62	88.5	17	60	85	64	92	14	48	43			
MP	m	m	8.5.87	76	8	71	98	8	59	81.5	18	65	93	73	99	15	47	38.5			

JH	m	m	24.2.87	79	8	67	95	8	57	76.5	18	63	91	12	73	99	17	51	52.5
NW	m	f	14.12.87	71	8	73	99	10	69	97	18	66.5	94.5	8	71	98	20	62	88
TB	m	m	1.7.87	75	3	53	61	8	59	81.5	18	65	93	6	60	83.5	18	54.5	67.5
LCr	m	f	21.3.88	68	7	73	99	7	60	83.5	16	54	64	5	62	88	14	50.5	51.5
AG	m	f	25.2.88	72	4	59	82	8	62	88.5	17	60	85	2	51	53.5	23	69	97
JO	m	m	9.3.88	68	2	49.5	48.5	9	66	94	16	54	64	6	65	93	16	55	69.5
HB	m	f	12.3.87	78	9	71	98	8	57	76.5	18	63	91	9	67	95	21	61	87
RC	m	f	23.10.86	83	9	69	97	11	67	95	18	61	87	13	73	99	18	53	62
HR	m	f	10.11.86	82	8	64	92	10	63	91	17	54	66	8	62.5	88.5	16	47.5	40.5
KW	m	f	7.10.86	93	10	63	91	9	51	55	18	56	72.5	7	53	61	16	43	23
CR	m	m	1.3.88	72	9	73	99	11	71	98	17	60	85	10	73	99	19	60	83
AR	m	f	26.9.86	84	10	68	96	13	71	98	19	66	94	9	63	90	18	54.5	67.5
HP	p	f	29.4.87	77	3	53	61	11	69	97	15	45	30	4	53	62.5	13	42	22
LP	p	f	2.2.87	85	4	53	60	11	65	93	18	60	84	9	63	90	21	60	85
RR	p	f	9.6.87	82	6	59	82	10	63	91	18	61	87	7	59.5	82.5	12	36	8
AR	p	f	3.8.87	81	3	.	.	22	.	.
JGr	p	f	11.9.87	79	4	56	71	10	64	92	16	49	45	10	71	98	20	59	81.5
RM	p	f	18.2.87	79	8	67	95	9	60.5	85.5	18	63	91	7	61	86	22	63	91
LC	p	m	1.2.87	80	4	56	71	10	64	92	19	69	97	9	67	95	19	56	72.5
TR	s	m	12.12.87	79	5	58	79	4	44	27	13	35	7	3	48	42.5	11	34.5	6.5
LH	s	m	1.10.86	89	3	48	43	12	66	94	18	58.5	80.5	8	59	82	17	48.5	44.5
JB	s	f	2.2.88	77	2	46	33.5	7	56	71.5	17	57	77	4	53	62.5	11	38	11
AN	s	m	13.8.86	93	8	58	79.5	10	55	69.5	18	56	72.5	8	56	71.5	15	40	16
SS	s	f	28.7.88	71	3	55	69	5	51	54	18	66.5	94.5	1	45	30	21	65	93
CN	s	m	12.5.86	90	7	57	76	12	63	90	18	57	76.5	7	54	66.5	17	46.5	36.5
JG	s	m	8.1.87	81	9	69	97	8	56	71	18	61	87	8	62	88.5	19	55.5	70.5
MB	s	f	18.6.87	75	6	63	90	10	66	94	16	50	51	5	56	73.5	14	45	31
AV	s	m	27.3.87	87	8	61	87	9	56	71	15	41	18.5	9	62	88	18	51.5	55.5
NC	s	f	1.1.88	79	4	56	71	8	57	76.5	15	43	24.5	3	48	42.5	23	67	95
EV	s	f	10.1.85	115	8	49	47.5	9	43	24.5	18	.	.	7	44	27	21	50	51
LB	s	f	11.12.85	94	10	63	91	11	58	79.5	18	56	72.5	11	65.5	93.5	23	61.5	87.5
BB	s	m	31.8.87	82	5	56.5	74.5	10	63	91	18	61	87	5	53	62	19	55.5	70.5
HF	s	f	13.3.85	112	9	55	69.5	10	46	35.5	18	.	.	13	69	97	19	45.5	32.5
JGi	s	f	26.5.86	97	9	60	85	14	66	94	18	56	72.5	14	73	99	24	60	83
NB	s	f	9.5.88	74	7	70	97.5	7	57	76.5	17	59	81.5	8	68.5	96.5	18	56	71
MW	s	f	21.3.88	72	3	54	65.5	9	63	91	17	59	81.5	6	62	88	16	51	53.5
VL	s	f	26.6.88	63	6	72	98.5	7	61	87	14	44	28.5	6	66.5	94.5	16	57	76
FC	s	m	18.3.86	99	8	55.5	70.5	11	56	72	19	63	91	12	67.5	95.5	22	55	68.5
VJ	s	m	21.5.86	97	8	55.5	70.5	16	72	98.5	20	63	91	7	50	50.5	26	64	92

Appendix 4.1 (c)

GR	w	m	22.1.87	80	5	58	79	8	57	76.5	15	43	24.5	2	44	28.5	13	40.5	17.5
RL	w	m	28.1.87	79	6	61	86	5	45	31.5	17	56	72	5	55	68.5	19	56	72.5
JM	w	f	18.1.87	80	6	61	86	8	57	76.5	15	43	24.5	6	58	79.5	17	51	52.5
CC	w	m	28.4.87	77	4	56	74	8	59	81.5	17	57	77	4	53	62.5	14	45	31
LC	w	m	4.2.87	80	6	61	86	9	60.5	85.5	15	43	24.5	3	48	42.5	17	51	52.5
LB	w	m	5.4.87	78	6	61	86	6	51	52	16	49	45	5	55	68.5	17	51	52.5
AB	w	m	9.2.87	85	5	55	69.5	9	57	76.5	15	42	20	3	45.5	32.5	11	31	3
KL	w	f	29.4.87	77	3	53	61	8	59	81.5	15	45	30	1	41	18	18	54.5	67.5
JO'M	w	m	29.4.87	77	3	53	61	9	62	88.5	17	57	77	4	53	62.5	16	49	47.5
SP	w	f	13.4.87	78	2	44	26	6	51	52	13	35	7	2	44	28.5	19	56	72.5
CS	w	f	23.1.87	80	6	61	86	6	51	52	15	43	24.5	5	55	68.5	12	38	11
RD	w	m	22.4.87	82	9	69	97	11	67	95	16	48	41.5	9	64.5	92.5	18	53	62
JF	w	f	7.4.87	78	5	58	79	8	57	76.5	16	49	45	5	55	68.5	19	56	72.5
VW	w	f	17.3.87	78	8	67	95	9	60.5	85.5	16	49	45	7	61	86	17	51	52.5

IQ Score	BAS Arithmetic	St Score	% rank	Number age	Number (months)	BAS Reading	St Score	% rank	BAS reading age	BAS R.A. (months)	BAS Spelling	st score	% rank	spelling age	Spelling age (months)	Neale Reading Age	Neale R.A. (months)
90	14	37	9	4.8	56	0	•	•	5	60	0	•	•	5	60	5	60
112	17	44	27	5.3	63	1	39	13	5	60	0	•	•	5	60	5	60
107	20	46	35	5.10	70	3	41	18	5	60	2	51	55	6.3	75	6.2	74
116	26	51	55	6.9	81	11	42	22	6	72	3	48	41	6.4	76	6.5	77
105	29	58	78	7.1	85	13	44	28	6.1	73	2	46	34	6.3	75	6.5	77
107	30	64.5	92.5	7.3	87	16	48	44	6.3	75	2	48	44	6.3	75	5.11	71
125	32	68	96	7.10	94	17	46	35	6.3	75	4	49	46.5	6.6	78	6.10	82
97	27	58	78.5	6.1	73	7	46	33	5.8	68	3	53	62	6.5	77	5.10	70
104	27	49	46.5	6.10	82	22	46	36	6.6	78	6	49	47	6.9	81	6.8	80
91	26	56	74	6.9	81	7	46	33	5.8	68	1	48	43	6	72	6.2	74
117	31	59	82	7.6	90	24	47	39	6.7	79	7	50	51	6.11	83	7.1	85
112	29	66	94	7.1	85	6	47	39	5.7	67	4	58	78	6.6	78	5.11	71
111	27	67	95	6.10	82	15	48	42	6.2	74	4	52	56	6.6	78	6.8	80
108	29	60.5	85.5	7.1	85	14	47	40	6.2	74	3	50	50	6.5	77	6.10	82
112	27	55	70	6.1	73	9	44	28	5.10	70	4	52	56	6.6	78	6.10	82
114	27	49	46.5	6.10	82	28	49	45	6.9	81	7	50	51	6.11	83	6.11	83
119	31	59	82	7.6	90	25	48	41	6.7	79	10	53	61	7.4	88	7.2	86
129	28	63	91	7	84	11	51	54	6	72	4	58	78	6.6	78	6.5	77
107	20	52	59	5.10	70	13	55	68	6.1	73	3	58	80	6.5	77	6	72
113	72	54	64.5	6.00	72	12	54	65	6	72	3	58	80	6.5	77	5.11	71
119	28	43	23.5	7	84	49	49	48	7.7	91	7	44	27	6.11	83	7.11	95
109	33	73	99	8.2	98	24	49	47	7.2	86	6	51	55	6.9	81	7.3	87
120	28	51	55	7	84	30	49	47.5	6.10	82	7	50	51	6.11	83	7.5	89
97	23	52	56	6.3	75	19	53	60	6.4	76	4	54	67	6.6	78	7	84
115	33	73	99	8.2	96	16	48	44	6.3	75	7	55	70	6.11	83	7.2	86
125	29	58	78	7.1	85	28	51	53	6.9	81	7	52	59	6.11	83	7.8	92
118	31	69	97	7.6	90	28	54	64	6.9	81	7	55	69.5	6.11	83	7.1	85
139	33	73	99	8.2	98	32	52	58	6.11	83	8	53	62	7.1	85	7.8	92
119	30	67	95	7.3	87	18	49	47	6.4	76	3	50	50	6.5	77	7.5	89
119	27	55	70	6.10	82	26	53	60	6.8	80	6	54	65.5	6.9	81	7.1	85
135	32	57	76.5	7.10	94	53	55	69	7.8	92	11	52	58	7.5	89	8.2	98
119	28	55	70	7	84	37	53.5	63.5	7.1	85	10	55	69	7.4	88	7.8	92
121	21	54	64.5	6	72	14	55	70	6.2	74	6	63	90	6.9	81	6.7	79
126	33	73	99	8.2	98	36	56	73	7.1	85	10	58	76	7.4	88	7.4	88
129	32	63	90	7.10	94	8.352	56	73	7.8	92	14	57	76	7.1	85	8.3	99
22	28	63	91	7	84	24	58	78.5	6.7	79	7	61	87	6.11	83	7.10	94
127	30	64.5	92.5	7.3	87	42	58	79	7.4	88	10	58	79	7.4	88	8	96

Appendix 4.1 (c)

126	34	73	99	8.2	98	53	59	82	7.9	93	15	62	88	8	96	8.1	97
139	33	73	99	8.2	98	50	68	96	7.7	91	10	65	93	7.4	88	7.7	91
118	27	55	70	6.10	82	52	62	89	7.8	92	7	55	69.5	6.11	83	7.11	95
121	29	68.5	96.5	7.10	94	33	64	92	6.11	83	9	66	94	7.2	86	7.11	95
122	26	56	74	6.9	81	52	66	94	7.8	92	15	68.5	96.5	8	96	8	96
117	22	55	70	6.1	73	50	71	98	7.7	91	11	68	96	7.5	89	8.1	97
129	31	64	92	7.6	90	61	63	90.5	8.3	99	17	67	95	8.8	104	9.1	109
131	34	68.5	96.5	8.2	98	73	69	97	9.7	115	18	68	96	9.3	111	9.1	109
117	32	63	90	7.10	94	70	67	95	9.2	110	11	54	64	7.5	89	9.8	116
107	33	53	62.5	8.2	98	80	69	97	11.4	136	16	54	64	8.4	100	10.1	121
137	31	72	98.5	7.6	90	70	73	99	9.2	110	9	63	91	7.2	86	9.3	111
131	32	57	76.5	7.10	94	78	73	99	10.6	126	19	69	97	9.11	119	9.9	117
105	22	45	31.5	6.1	73	14	47	40	6.2	74	3	50	50	6.5	77	6.6	78
122	30	51	55	7.3	87	24	45	32	6.7	79	8	46	47.5	7	84	7.5	89
112	32	63	90	7.10	94	32	50	50	6.11	83	9	52	57	7.2	86	7.6	90
95	42	53	61	7.4	88	9	52	57	7.2	86	7.5	89
121	34	73	99	8.2	98	48	57	75.5	7.6	90	10	55	69	7.4	88	7.9	93
127	30	61	86.5	7.3	87	68	68	96	8.11	107	12	57	76	7.6	90	9.4	112
126	30	61	86.5	7.3	87	84	73	99	12.9	153	16	63.5	91.5	8.4	100	10.1	121
87	17	37	10	5.3	63	3	33	5	5	60	2	46	34	6.3	75	5.8	68
113	31	51	55	7.6	90	15	37	10	6.2	74	3	41	18	6.5	77	7	84
100	25	51	53	6.6	78	8	43	25	5.9	69	3	50	50.5	6.5	77	5.6	66
106	32	49	47.5	7.10	94	40	44	28	7.3	87	10	45	30	7.4	88	7.6	90
114	27	61	86.5	6.10	82	5	46	36	5.5	65	2	54	66	6.3	75	5.10	70
111	31	49	45.5	7.6	90	42	47	38	7.4	88	10	47	38	7.4	88	7.6	90
123	28	51	55	7	84	20	46	33	6.5	77	8	51	54	7.1	85	7.2	86
113	28	58	78.5	7	84	18	49	47	6.4	76	3	50	50	6.5	77	6.11	83
109	30	48	44	7.3	87	36	40.5	47.5	7.1	85	3	41	18	6.5	77	7.2	86
109	23	46	34.5	6.3	75	21	48	43	6.5	77	1	42	22	6	72	6.10	82
93	31	32.5	4.5	7.6	90	74	50	49	9.9	117	19	51	55	9.11	119	9.7	115
123	33	53	62.5	8.2	98	62	54	64	8.4	100	12	47	38	7.6	90	7.10	94
117	27	49	46.5	6.10	82	45	54	65	7.5	89	8	51	54	7.1	85	7.8	92
108	31	33.5	5.5	7.6	90	82	63	90	11.10	142	18	50	50	9.3	111	9.11	119
127	32	45	30.5	7.10	94	82	68	96	11.10	142	16	50	51	8.4	100	8.8	104
126	31	71	98	7.6	90	56	67.5	95.5	7.11	95	10	61	86.5	7.4	88	8.3	99
117	28	60	85	7	84	61	70	97.5	8.3	99	14	67	95	7.10	94	9.1	109
121	23	60	83	6.3	75	61	73	99	8.3	99	9	68	96	7.2	86	8.5	101
120	32	45	30.5	7.10	94	83	71	98	12.5	149	19	60	83	9.11	119	10.5	125
123	34	49	45.5	8.2	98	90	73	99	14.5	173	19	60	83	9.11	119	12.1	145

Appendix 4.1 (c)

97	26	51	55	6.9	81	8	40	15	5.9	69	3	48	41	6.5	77	5.11	71
110	29	58	78	7.1	85	7	39	13	5.8	68	1	42	22	6	72	5.11	71
108	27	53	61	6.10	82	6	37.5	10.5	5.7	67	1	42	22	6	72	6.7	79
108	30	64.5	92.5	7.3	87	7	43	23	5.8	68	3	53	62	6.5	77	5.9	69
106	28	55	70	7	84	12	43	24	6	72	2	46	34	6.3	75	6.6	78
107	27	53	61	6.10	82	8	40	15	5.9	69	4	49	46.5	6.6	78	6.7	79
92	22	44	29	6.6	78	4	45	31	6.6	78	6.7	79
101	25	51	53	6.6	78	11	46	33	6	72	5	53	62	6.8	80	6.6	78
110	15	35	7	4.10	58	28	54	64	6.9	81	5	53	62	6.8	80	7.1	85
92	23	46	34.5	6.3	75	21	48	43	6.5	77	5	51	52	6.8	80	7.1	85
96	34	73	99	8.2	98	32	52	58	6.11	83	7	52	59	6.11	83	7.8	92
122	41	53	60	7.3	87	10	53	61	7.4	88	7.11	95
111	30	61	86.5	7.3	87	47	57	75	7.6	90	8	53	62	7.1	85	7.5	89
116	32	68	96	7.10	94	50	58	79	7.7	91	12	57	75.5	7.6	90	8.4	100

Neale reading rate	Neale reading comp	reading comp (months)	Listening Comp	L comp age (months)	L comp age	alphabet	Schonell Reading Age (months)	Schonell R.A. (months)	mean RA	Mean RA-CA
.	.	.	2	6.6	78	20	5	60	60.00	-14.00
.	.	.	9	7.6	90	12	5	60	60.00	-10.00
<6.6	6.3	75	15	8.1	97	42	5.1	61	65.00	-9.00
<6.6	6.8	80	10	7.10	94	48	5.3	63	70.67	-8.33
6.9	6.3	75	8	7.4	88	43	5.2	62	70.67	-8.33
<6.6	<6.3	.	12	8.5	101	52	5.2	62	69.33	-7.67
6.8	6.6	78	23	10.5	125	52	5.3	63	73.33	-6.67
<6.6	<6.3	.	5	6.11	83	41	5.3	63	67.00	-6.00
6.6	6.3	75	9	7.6	90	52	5.8	68	75.33	-5.67
6.9	6.3	75	12	8.5	101	20	5.2	62	68.00	-5.00
<6.6	6.9	81	16	8.11	107	52	6.1	73	79.00	-4.00
<6.6	<6.3	.	23	10.5	125	46	5.1	61	66.33	-3.67
<6.6	6.3	75	16	8.11	106	51	5.8	68	74.00	-3.00
6.9	6.5	77	11	8.2	98	52	5.6	66	74.00	-3.00
<6.6	6.6	78	6	7.3	87	50	5.7	67	73.00	-3.00
6.9	7.5	89	12	8.5	101	52	6.5	77	80.33	-2.67
6.7	7.4	88	15	8.10	106	52	6.3	75	80.00	-2.00
79.3	<6.3	.	11	8.2	98	48	5.2	62	70.33	0.33
<6.6	<6.3	.	12	.	.	46	5.2	62	69.00	1.00
<6.6	<6.3	.	7	7.3	87	48	5.5	65	69.33	1.33
7.6	8.2	98	25	10.10	130	52	8	96	94.00	2.00
<6.6	6.11	83	7	7.3	87	52	6.2	74	82.33	2.33
9.1	7.3	87	12	8.5	101	52	6.8	80	83.67	2.67
6.11	6.6	78	1	6.3	75	50	5.7	67	75.67	2.67
8	6.8	80	10	.	.	52	6.5	77	79.33	3.33
6.8	8.2	98	26	10.11	131	52	6.4	76	83.00	4.00
7.3	6.9	81	14	8.8	104	51	6.3	75	80.33	4.33
<6.6	7.3	87	15	8.10	106	51	6.3	75	83.33	4.33
7.11	7.1	85	15	8.10	106	52	6.5	77	80.67	4.67
6.11	6.6	78	7	7.3	87	51	6.4	76	80.33	5.33
8.3	7.5	89	13	8.7	103	52	6.7	79	89.67	5.67
6.1	7.4	88	10	7.10	94	52	6.8	80	85.67	6.67
<6.6	6.8	80	9	7.6	90	44	5.7	67	73.33	7.33
6.8	7.1	85	16	8.11	107	51	6.3	75	82.67	7.67
7.6	8.8	104	11	8.2	98	52	7.7	91	94.00	12.00
7.3	6.8	80	11	8.2	98	52	6.3	75	82.67	13.67
6.11	8.2	98	17	9.1	109	52	7.1	85	89.67	13.67

Appendix 4.1 (c)

7.8	6.9	81	7	7.3	87	52	7.6	90	93.33	14.33	
7.2	7.4	88	10	7.10	94	52	6.7	79	87.00	16.00	
7.9	7.1	85	15	8.10	106	50	7.4	88	91.67	16.67	
<6.6	6.9	83	14	8.8	104	52	6.5	77	85.00	17.00	
6.11	7.4	88	7	7.3	87	50	7.9	81	89.67	17.67	
7.5	7.3	87	8	7.4	88	52	7.7	91	93.00	25.00	
7.11	8.8	104	14	8.8	104	52	8.8	104	104.00	26.00	
10.5	7.6	90	20	9.6	114	52	8.8	104	109.33	26.33	
9.11	7.5	89	24	10.8	128	52	8.7	103	109.67	27.67	
10.1	10.8	128	19	9.5	113	52	9.4	112	123.00	30.00	
7.6	8.10	106	14	8.8	104	52	8.3	99	106.67	34.67	
8.6	9.6	114	14	8.8	104	52	10.2	122	121.67	37.67	
<6.6	6.6	78	11	8.2	98	36	5.4	64	72.00	-5.00	
8	7.1	85	21			50	6.1	73	80.33	-4.67	
6.11	7.3	87	18	9.3	111	52	6.8	80	84.33	2.33	
6.9	6.10	82	•	•	•	52	•	•	88.50	7.50	
6.9	7.3	87	8	7.4	88	52	6.9	81	88.00	9.00	
9.4	7.3	87	12	8.5	101	52	8.7	103	107.33	28.33	
10.8	8.10	106	11	8.2	98	52	9.6	114	129.33	49.33	
<6.6	<6.3	•	16	8.11	107	45	5	60	62.67	-16.33	65.8
<6.6	6.11	83	14	8.8	104	52	5.8	68	75.33	-13.67	
<6.6	<6.3	•	23	10.5	125	50	5.2	62	65.67	-11.33	
6.8	7.1	85	12	8.5	101	47	7	84	87.00	-6.00	
<6.6	<6.3	•	6	7.1	85	36	5.1	61	65.33	-5.67	
7.8	7.3	87	19	9.5	113	52	7	84	87.33	-2.67	
7.5	6.9	81	13	8.7	103	51	6.2	74	79.00	-2.00	
6.6	6.6	78	15	8.10	106	46	5.1	61	73.33	-1.67	
8.2	6.9	81	20	9.6	114	51	•	•	85.50	-1.50	
7	6.8	80	15	8.10	106	50	6.4	76	78.33	-0.67	76.8
8.5	9.6	114	23	10.5	125	52	9.6	114	115.33	0.33	116.3
<6.6	7.6	90	11	8.2	98	52	7.7	91	95.00	1.00	
<6.6	6.10	82	15	8.10	106	52	7.3	87	89.33	7.33	
9.2	9.5	113	18	9.3	111	52	11.5	137	132.67	20.67	
8.7	8.8	104	22	10.1	121	52	9.3	111	119.00	22.00	
7.2	7.4	88	10	7.10	94	52	8.1	97	97.00	23.00	
8.5	8.2	98	21	9.10	118	48	8.9	105	104.33	32.33	
8.7	7.6	90	7	7.3	87	52	7.8	92	97.33	34.33	
10.4	9.6	114	15	8.10	106	52	11.9	141	138.33	39.33	
14	11.10	142	16	8.11	107	52	14.5	173	163.67	66.67	

Appendix 4.1 (c)

6.6	•	•	3	6.8	80	52	5.1	61	67.00	-13.00
<6.6	<6.3	•	10	7.1	85	41	5.1	61	66.67	-12.33
6.11	6.8	80	15	8.10	106	40	5	60	68.67	-11.33
<6.6	<6.3	•	11	8.2	98	44	5.1	61	66.00	-11.00
6.9	6.6	78	16	8.11	107	52	5.5	65	71.67	-8.33
6.8	6.6	78	6	7.1	85	52	5.4	64	70.67	-7.33
<6.6	6.3	75	18	9.3	111	50	•	•	78.50	-6.50
<6.6	6.8	80	5	6.11	83	52	5.3	63	71.00	-6.00
6.8	6.9	81	10	7.1	85	52	5.9	69	78.33	1.33
7.2	6.6	78	1	6.3	75	52	•	•	81.00	3.00
7.3	7.1	85	9	7.6	90	52	6.8	80	85.00	5.00
7.4	7.3	87	10	7.10	94	52	•	•	91.00	9.00
7.2	7.10	94	21	9.10	118	52	7	84	87.67	9.67
8.5	7.6	90	12	8.5	101	52	7.5	89	93.33	15.33

Appendix 4.2

ANOVA summary tables for analysis of data from the Phase 3 reading groups

(a) Phase 1

Type III Sums of Squares

Source	df	Sum of Squares	Mean Square	F-Value	P-Value
Phase 3 readin...	3	115.137	38.379	.636	.5937
Residual	87	5248.709	60.330		

Dependent: Mean age at

Source	df	Sum of Squares	Mean Square	F-Value	P-Value
Phase 3 readin...	3	13523.551	4507.850	7.818	.0001
Residual	85	49010.539	576.595		

Dependent: BPVS % Rank

Source	df	Sum of Squares	Mean Square	F-Value	P-Value
Phase 3 readin...	3	17779.183	5926.394	10.699	.0001
Residual	87	48190.949	553.919		

Dependent: Copying Centile

Source	df	Sum of Squares	Mean Square	F-Value	P-Value
Phase 3 readin...	3	4049.070	1349.690	2.135	.1017
Residual	85	53726.554	632.077		

Dependent: Block design Centile

Source	df	Sum of Squares	Mean Square	F-Value	P-Value
Phase 3 readin...	3	5293.685	1764.562	2.534	.0621
Residual	87	60585.233	696.382		

Dependent: Naming Vocab Centile

Source	df	Sum of Squares	Mean Square	F-Value	P-Value
Phase 3 readin...	3	16053.805	5351.268	9.762	.0001
Residual	87	47690.223	548.163		

Dependent: Basic no skills Centile

Source	df	Sum of Squares	Mean Square	F-Value	P-Value
Phase 3 readin...	3	1461.271	487.090	.781	.5081
Residual	77	48023.568	623.683		

Dependent: Verbal comp Centile

Source	df	Sum of Squares	Mean Square	F-Value	P-Value
Phase 3 readin...	3	9679.746	3226.582	5.282	.0022
Residual	87	53142.002	610.828		

Dependent: Recall digits Centile

Source	df	Sum of Squares	Mean Square	F-Value	P-Value
Phase 3 readin...	3	4831.036	1610.345	2.315	.0815
Residual	86	59819.753	695.579		

Dependent: Verbal fluency Centile

Source	df	Sum of Squares	Mean Square	F-Value	P-Value
Phase 3 readin...	3	11931.088	3977.029	5.742	.0013
Residual	86	59568.312	692.655		

Dependent: V-T matching Centile

Source	df	Sum of Squares	Mean Square	F-Value	P-Value
Phase 3 readin...	3	9397.741	3132.580	4.001	.0102
Residual	87	68115.045	782.932		

Dependent: Visual recognition Centile

Source	df	Sum of Squares	Mean Square	F-Value	P-Value
Phase 3 readin...	3	6953.650	2317.883	4.485	.0058
Residual	82	42379.446	516.823		

Dependent: Match LLF Centile

Source	df	Sum of Squares	Mean Square	F-Value	P-Value
Phase 3 readin...	3	3519.203	1173.068	11.082	.0001
Residual	87	9209.325	105.854		

Dependent: IQ Score

Source	df	Sum of Squares	Mean Square	F-Value	P-Value
Phase 3 readin...	3	318.659	106.220	5.122	.0027
Residual	84	1741.886	20.737		

Dependent: Pegboard mean time

Source	df	Sum of Squares	Mean Square	F-Value	P-Value
Phase 3 readin...	3	16.507	5.502	1.932	.1303
Residual	87	247.718	2.847		

Dependent: beads

Source	df	Sum of Squares	Mean Square	F-Value	P-Value
Phase 3 readin...	3	6.871	2.290	1.829	.1484
Residual	81	101.406	1.252		

Dependent: Balance both feet

Source	df	Sum of Squares	Mean Square	F-Value	P-Value
Phase 3 readin...	3	59.984	19.995	.751	.5247
Residual	81	2155.616	26.613		

Dependent: Balance romberg

Source	df	Sum of Squares	Mean Square	F-Value	P-Value
Phase 3 readin...	3	8.933	2.978	.349	.7902
Residual	80	683.076	8.538		

Dependent: Blindfold both feet

Source	df	Sum of Squares	Mean Square	F-Value	P-Value
Phase 3 readin...	3	25.427	8.476	.303	.8233
Residual	80	2239.463	27.993		

Dependent: Blindfold romberg

Source	df	Sum of Squares	Mean Square	F-Value	P-Value
Phase 3 readin...	3	1548.009	516.003	2.562	.0601
Residual	85	17118.215	201.391		

Dependent: Phon Dis (hits)

Source	df	Sum of Squares	Mean Square	F-Value	P-Value
Phase 3 readin...	3	132.616	44.205	13.624	.0001
Residual	85	275.789	3.245		

Dependent: Rhyming C1

Source	df	Sum of Squares	Mean Square	F-Value	P-Value
Phase 3 readin...	3	120.435	40.145	14.645	.0001
Residual	85	233.003	2.741		

Dependent: Rhyming C2

Source	df	Sum of Squares	Mean Square	F-Value	P-Value
Phase 3 readin...	3	118.084	39.361	11.828	.0001
Residual	84	279.541	3.328		

Dependent: Rhyming C3

Source	df	Sum of Squares	Mean Square	F-Value	P-Value
Phase 3 readin...	3	2306.997	768.999	3.963	.0109
Residual	80	15525.078	194.063		

Dependent: Lexical access score

Source	df	Sum of Squares	Mean Square	F-Value	P-Value
Phase 3 readin...	3	.295	.098	.933	.4290
Residual	80	8.444	.106		

Dependent: Lexical access median time

Source	df	Sum of Squares	Mean Square	F-Value	P-Value
Phase 3 readin...	3	3.402	1.134	3.868	.0121
Residual	83	24.332	.293		

Dependent: Mean ART

Source	df	Sum of Squares	Mean Square	F-Value	P-Value
Phase 3 readin...	3	1.305	.435	.660	.5791
Residual	87	57.376	.659		

Dependent: Naming pictures

Source	df	Sum of Squares	Mean Square	F-Value	P-Value
Phase 3 readin...	3	.147	.049	.889	.4505
Residual	83	4.589	.055		

Dependent: Naming pics Median time

Source	df	Sum of Squares	Mean Square	F-Value	P-Value
Phase 3 readin...	3	.735	.245	.349	.7896
Residual	87	60.968	.701		

Dependent: Naming colours

Source	df	Sum of Squares	Mean Square	F-Value	P-Value
Phase 3 readin...	3	.879	.293	3.062	.0325
Residual	84	8.037	.096		

Dependent: Naming colours Median time

Source	df	Sum of Squares	Mean Square	F-Value	P-Value
Phase 3 readin...	3	197.019	65.673	12.661	.0001
Residual	87	451.267	5.187		

Dependent: Naming numbers

Source	df	Sum of Squares	Mean Square	F-Value	P-Value
Phase 3 readin...	3	1.524	.508	1.932	.1309
Residual	81	21.293	.263		

Dependent: Naming Numbers Median time

Source	df	Sum of Squares	Mean Square	F-Value	P-Value
Phase 3 readin...	3	288.787	96.262	16.223	.0001
Residual	87	516.246	5.934		

Dependent: Naming letters

Source	df	Sum of Squares	Mean Square	F-Value	P-Value
Phase 3 readin...	3	7.151	2.384	3.382	.0223
Residual	79	55.687	.705		

Dependent: naming letters median time

Source	df	Sum of Squares	Mean Square	F-Value	P-Value
Phase 3 readin...	3	32.316	10.772	2.229	.0908
Residual	84	406.002	4.833		

Dependent: Visual Search Number

Source	df	Sum of Squares	Mean Square	F-Value	P-Value
Phase 3 readin...	3	.030	.010	.827	.4826
Residual	84	1.032	.012		

Dependent: Visual Search mean time

Source	df	Sum of Squares	Mean Square	F-Value	P-Value
Phase 3 readin...	3	9.130	3.043	2.454	.0690
Residual	82	101.707	1.240		

Dependent: Prepositions

Source	df	Sum of Squares	Mean Square	F-Value	P-Value
Phase 3 readin...	3	30.861	10.287	8.609	.0001
Residual	82	97.987	1.195		

Dependent: Clapping

(b) Phase 2

Type III Sums of Squares

Source	df	Sum of Squares	Mean Square	F-Value	P-Value
Phase 3 readin...	3	96.364	32.121	.575	.6332
Residual	87	4862.894	55.895		

Dependent: Age

Source	df	Sum of Squares	Mean Square	F-Value	P-Value
Phase 3 readin...	3	3436.105	1145.368	1.907	.1344
Residual	87	52262.621	600.720		

Dependent: BPVS %R...

Source	df	Sum of Squares	Mean Square	F-Value	P-Value
Phase 3 readin...	3	5256.348	1752.116	3.378	.0219
Residual	87	45121.713	518.640		

Dependent: Block design % rank

Source	df	Sum of Squares	Mean Square	F-Value	P-Value
Phase 3 readin...	3	11332.331	3777.444	7.684	.0001
Residual	87	42768.053	491.587		

Dependent: Recall digits % rank

Source	df	Sum of Squares	Mean Square	F-Value	P-Value
Phase 3 readin...	3	34.670	11.557	1.655	.1826
Residual	87	607.402	6.982		

Dependent: Pegboard Mean time

Source	df	Sum of Squares	Mean Square	F-Value	P-Value
Phase 3 readin...	3	43.737	14.579	3.027	.0337
Residual	87	418.955	4.816		

Dependent: Beads Mean Score

Source	df	Sum of Squares	Mean Square	F-Value	P-Value
Phase 3 readin...	3	214.076	71.359	4.460	.0058
Residual	87	1392.034	16.000		

Dependent: NWR

Source	df	Sum of Squares	Mean Square	F-Value	P-Value
Phase 3 readin...	3	70.656	23.552	12.123	.0001
Residual	87	169.015	1.943		

Dependent: Rhyming C1

Source	df	Sum of Squares	Mean Square	F-Value	P-Value
Phase 3 readin...	3	56.969	18.990	7.428	.0002
Residual	87	222.415	2.556		

Dependent: Rhyming C2

Source	df	Sum of Squares	Mean Square	F-Value	P-Value
Phase 3 readin...	3	82.282	27.427	14.745	.0001
Residual	87	161.828	1.860		

Dependent: Rhyming C3

Source	df	Sum of Squares	Mean Square	F-Value	P-Value
Phase 3 readin...	3	1996.084	665.361	9.068	.0001
Residual	86	6309.872	73.371		

Dependent: Lexical access score

Source	df	Sum of Squares	Mean Square	F-Value	P-Value
Phase 3 readin...	3	.180	.060	.542	.6546
Residual	86	9.501	.110		

Dependent: Lexical access median time

Source	df	Sum of Squares	Mean Square	F-Value	P-Value
Phase 3 readin...	3	.107	.036	.562	.6415
Residual	87	5.498	.063		

Dependent: Naming pictures

Source	df	Sum of Squares	Mean Square	F-Value	P-Value
Phase 3 readin...	3	.282	.094	1.465	.2298
Residual	87	5.577	.064		

Dependent: Naming pictures median time

Source	df	Sum of Squares	Mean Square	F-Value	P-Value
Phase 3 readin...	3	.037	.012	1.115	.3473
Residual	87	.952	.011		

Dependent: Naming colours

Source	df	Sum of Squares	Mean Square	F-Value	P-Value
Phase 3 readin...	3	.872	.291	2.024	.1164
Residual	87	12.491	.144		

Dependent: Naming colours median time

Source	df	Sum of Squares	Mean Square	F-Value	P-Value
Phase 3 readin...	3	1.440	.480	3.219	.0266
Residual	87	12.977	.149		

Dependent: Naming numbers

Source	df	Sum of Squares	Mean Square	F-Value	P-Value
Phase 3 readin...	3	.216	.072	1.090	.3579
Residual	86	5.669	.066		

Dependent: Naming numbers median time

Source	df	Sum of Squares	Mean Square	F-Value	P-Value
Phase 3 readin...	3	59.623	19.874	9.443	.0001
Residual	87	183.102	2.105		

Dependent: Naming letters

Source	df	Sum of Squares	Mean Square	F-Value	P-Value
Phase 3 readin...	3	1.740	.580	2.554	.0608
Residual	84	19.076	.227		

Dependent: Naming letters median time

Appendix 4.3

Effect size and incidence data for the Phase 3 reading groups

(a) Mean effect sizes, SD effect sizes and incidence data for Phase 1

Group	Mean age at testing (months)	BPVS % Rank	BAS Copying		Block Design		Naming Vocab		Basic No. Skills		Verbal Comp		Recall digits		Verbal fluency		V-T Matching		Visual Recognitn	
			Centile	Centile	Centile	Centile	Centile	Centile	Centile	Centile	Centile	Centile	Centile	Centile	Centile	Centile	Centile	Centile	Centile	Centile
mean effect size	-0.26	-0.80	-0.90	-0.20	-0.50	-0.80	-0.30	-0.60	-0.43	-0.65	-0.58									
sd ES	0.75	0.86	0.83	0.93	0.88	0.96	0.98	1.08	1.01	0.95	1.07									
incidence,no	2.021	10.020	11.021	8.021	9.021	12.021	6.019	9.021	9.021	9.021	8.021									
% incidence	9.5	50	52.4	38.1	42.9	57.1	31.6	42.9	42.9	42.9	38.1									
mean effect size	0.04	0.20	0.07	-0.32	0.20	-0.14	0.04	-0.17	-0.10	0.20	0.05									
sd ES	0.93	0.91	0.84	0.99	0.92	0.56	0.88	0.89	0.88	0.92	1.02									
incidence,no	17	1,017	17	7,016	3,017	1,017	2,015	2,017	3,017	2,017	2,017									
% incidence	0	5.9	0	43.8	17.6	5.9	13.3	11.8	17.6	11.8	11.8									
mean effect size	0.10	0.01	0.18	-0.03	0.06	0.16	0.13	0.13	0.12	0.46	0.05									
sd ES	1.05	0.96	0.93	1.04	1.21	1.09	1.11	0.98	0.94	0.90	0.94									
incidence,no	25	5,025	3,025	9,024	8,025	5,025	5,023	3,025	4,024	3,025	3,025									
% incidence	0	20	12	37.5	32	20	21.7	12	16.7	12	12									
mean effect size	0.08	0.46	0.47	0.36	0.20	0.55	0.09	0.44	0.28	-0.04	0.36									
sd ES	1.17	0.87	0.86	0.97	0.82	0.75	0.98	0.79	1.04	0.94	0.82									
incidence,no	2028	2027	1028	6028	3028	28	5024	2028	5028	6027	4028									
% incidence	7.1	7.4	3.6	21.4	10.7	0	20.8	7.1	17.9	22.2	14.3									

Centile	Match LLF	IQ Score	mean pegboard time	Preposition %	Beads	Vis search (%)		Vis search time	Mean AT	Phon Dis		Phon Dis	Rhyming (C1)	Rhyming (C2)	Rhyming (C3)
						Number found	Beats			Mean % for hits	Correct rejections				
-0.50	-0.90	-0.60	-0.38	-0.38	0.99	-0.36	-0.53	-0.55	-0.45	-0.52	-0.99	-0.99	-0.99	-0.99	-0.94
1.02	0.93	1.38	1.09	1.07	7.021	0.97	1.03	1.08	1.53	1.40	0.96	0.96	0.70	0.70	0.63
9.020	12.021	7.021	4.019	2.021	7.021	2.021	6.021	6.019	5.019	4.019	12.021	12.021	12.021	12.021	8.021
45	57.1	33.3	21.1	9.5	33.3	9.5	28.6	31.6	26.3	21.1	57.1	57.1	57.1	57.1	38.1
-0.12	0.00	0.19	0.23	0.08	-0.09	0.01	-0.05	-0.17	-0.17	0.34	0.22	0.22	0.33	0.33	0.09
1.06	0.75	0.62	0.78	0.74	1.13	0.97	1.01	1.14	1.02	0.55	0.74	0.74	0.84	0.84	1.07
3.016	2.017	1.017	16	2.016	5.017	2.016	3.017	3.017	5.017	17	1.016	1.016	1.016	1.016	2.016
18.8	11.8	5.9	0	12.5	29.4	12.5	17.6	17.6	29.4	0	6.3	6.3	6.3	6.3	12.5
-0.12	0.22	-0.05	0.34	-0.14	0.06	-0.06	0.00	0.13	0.32	-0.12	0.15	0.15	0.03	0.03	0.27
0.87	1.00	0.81	0.82	1.31	0.91	1.18	0.92	0.99	0.54	0.92	0.95	0.95	1.06	1.06	0.78
4.024	3.025	2.024	2.024	6.023	3.025	4.023	5.025	4.025	1.025	5.025	3.024	3.024	6.024	6.024	2.4
16.7	12	8.3	8.3	26.1	12	17.4	20	16	4	20	12.5	12.5	25	25	0
0.52	0.48	0.38	-0.17	0.34	0.29	0.32	0.42	0.39	0.12	0.25	0.48	0.48	0.53	0.53	0.44
0.85	0.74	0.79	1.11	0.66	0.95	0.81	0.88	0.64	0.75	0.83	0.66	0.66	0.66	0.66	0.92
1028	1028	2028	2027	2028	1028	28	2028	26	2028	2028	1028	1028	1028	1028	2027
3.6	3.6	7.1	7.4	7.1	3.6	0	7.1	0	7.1	7.1	3.6	3.6	3.6	3.6	7.4

Rhyme overall (%)	Picture N. % pictures	Picture N. Median time overall	Colour N. % (colours)	Colour N. Median time overall	Digit N. % (Digits)	Digit N. Median time overall	Letter N. % (letters)	Letter N. Median time overall	Lex score overall %	Lex median time (overall)
-1.12	0.23	-0.21	-0.20	-0.06	-0.96	-0.28	-0.97	-0.03	-0.53	0.20
0.71	1.90	1.25	0.90	0.85	1.25	1.63	0.83	1.06	0.96	1.05
14.021	1.021	3.020	3.021	3.020	10.021	2.020	12.021	3.018	7.018	2.018
66.7	4.8	15	14.3	15	47.6	10	57.1	16.7	38.9	11.1
0.24	0.15	0.12	0.04	-0.05	0.19	-0.18	-0.05	-0.44	-0.15	0.22
0.87	0.41	0.65	1.17	0.86	0.77	0.81	0.95	1.29	1.54	0.84
2.016	17	1.016	1.017	2.016	1.017	1.015	3.017	3.015	2.016	1.016
12.5	0	6.3	5.9	12.5	5.9	6.7	17.6	20	12.5	6.3
0.17	-0.05	-0.13	0.08	-0.38	0.11	-0.06	0.10	-0.21	0.01	-0.22
0.85	0.57	0.86	0.70	1.24	0.84	0.82	0.91	0.92	0.72	1.04
4.024	25	1.024	2.025	7.025	3.025	1.023	5.025	5.023	3.024	5.024
16.7	0	4.2	8	28	12	4.3	20	21.7	12.5	20.8
0.55	0.12	0.20	0.05	0.43	0.51	0.36	0.67	0.45	0.45	-0.07
0.71	0.44	1.08	1.20	0.80	0.42	0.39	0.60	0.66	0.61	1.03
28	28	3027	1028	1027	1028	27	1028	2027	1026	3026
0	0	11.1	3.6	3.7	3.6	0	3.6	7.4	3.8	11.5

Appendix 4.3 (a)

Balance 2F Both feet	Balance Romberg infront	Bal Blindfold 2F both feet	Bal Blindfold Romberg 1 foot infront	Mean RA-CA	BPVS Raw Score	BPVS St Score	BPVS Age Equiv.	BAS Copying Age Equiv.	BAS Copying T - Score	Block Design Design	Block Design T - Score	Naming Vocab
-0.39	0.17	0.19	-0.14	-0.96	-0.70	-0.76	-0.65	-0.57	-0.86	-0.35	-0.21	-0.49
1.21	0.80	0.40	1.27	0.23	0.69	0.84	0.74	0.62	0.77	0.73	0.76	0.92
5.020	3.020	20	4.020	9.021	9.019	9.020	7.019	3.021	11.021	21	4.021	4.021
25	15	0	20	42.9	47.4	45	36.8	14.3	52.4	0	19	19
0.33	0.00	-0.07	0.05	-0.58	0.18	0.16	0.21	0.07	0.10	-0.16	-0.39	0.19
0.76	1.06	1.45	1.11	0.10	1.00	0.89	0.94	1.00	0.90	0.96	1.02	0.80
1.017	3.017	3.017	2.017	17	2.017	1.017	1.017	17	17	16	5.016	17
5.9	17.6	17.6	11.8	0	11.8	5.9	5.9	0	0	0	31.3	0
-0.03	-0.24	-0.01	-0.04	-0.14	-0.03	0.01	-0.12	0.10	0.19	-0.01	0.00	-0.02
0.83	1.16	0.68	0.84	0.16	0.99	0.98	1.06	1.11	0.98	0.94	0.95	1.25
4.025	6.025	25	3.025	25	5.024	4.025	4.024	25	3.025	24	3.024	3.025
16	24	0	12	0	20.8	16	16.7	0	12	0	12.5	12
0.13	0.11	-0.11	0.14	1.20	0.40	0.46	0.43	0.30	0.42	0.36	0.38	0.28
1.06	0.93	1.27	0.84	0.91	0.97	0.90	0.93	1.00	0.88	1.16	1.10	0.81
3023	2023	4022	2022	28	2027	2027	2027	28	1028	28	2028	1028
13	8.7	18.2	9.1	0	7.4	7.4	7.4	0	3.6	0	7.1	3.6

Naming Vocab T - Score	Basic No. Skills		Verbal Comp		Recall digits		Verbal fluency		V-T Matching		Visual Recognitn	
	Skills	T - Score	Comp	T - Score	digits	T - Score	Fluency	T - Score	Matching	T - Score	Recognitn	
-0.49	0.70	-0.83	-0.33	-0.30	-0.63	-0.58	-0.39	-0.38	-0.58	-0.60	-0.57	
0.90	0.97	1.02	1.04	1.02	1.07	1.06	0.92	0.89	0.91	0.89	1.01	
9.021	11.021	10.021	5.021	6.019	8.021	9.021	9.021	9.021	9.021	7.021	8.021	
42.9	52.4	47.6	23.8	31.6	38.1	42.9	42.9	42.9	42.9	33.3	38.1	
0.20	0.00	-0.09	0.09	0.04	0.00	-0.16	-0.16	-0.25	0.37	0.32	0.10	
0.88	0.70	0.45	0.91	0.91	0.95	0.86	0.88	1.16	0.97	0.92	0.98	
3.017	1.017	1.017	1.017	1.015	1.017	2.017	4.017	4.017	1.017	1.17	2.017	
17.6	5.9	5.9	5.9	6.7	5.9	11.8	23.5	23.5	5.9	0	11.8	
0.04	0.05	0.19	0.05	0.15	0.07	0.10	0.06	0.12	0.28	0.39	0.03	
1.21	1.09	1.10	1.00	1.06	0.97	1.03	0.95	0.85	0.95	0.85	1.04	
8.025	5.025	3.025	4.025	4.023	3.025	3.025	5.025	4.024	2.025	2.025	2.025	
32	20	12	16	17.4	12	12	20	16.7	8	8	8	
0.21	0.49	0.51	0.14	0.06	0.40	0.44	0.34	0.34	-0.05	-0.10	0.34	
0.84	0.82	0.71	1.02	0.99	0.79	0.79	1.09	1.01	0.97	1.05	0.81	
2028	1028	28	4028	3024	2028	2028	5028	5028	2027	6027	2028	
7.1	3.6	0	14.3	12.5	7.1	7.1	17.9	17.9	7.4	22.2	7.1	

Appendix 4.3 (a)

Visual Recognitn	Match LLF	Match LLF	Pegboard 1	Pegboard 2	Pegboard 3	Pegboard 4	Pegboard 5	Median time	Visual Search 1	VS 2	VS 3	VS 4	VS 5	VS 6	VS 7	VS 8	VS 9	VS 10
T - Score	L-L-F	T - Score	(secs)															
-0.57	-0.46	-0.44	-0.51	-0.70	-0.43	-0.31	-0.41	-0.61	-0.27	-0.35	-0.52	-0.28	-0.23	-0.40	0.13	0.37	-0.06	-0.08
1.02	0.96	1.19	1.43	1.19	1.14	1.36	1.48	1.32	0.97	1.14	0.96	1.01	1.23	1.06	1.08	0.57	1.12	1.03
8.021	7.021	2.020	4.020	8.021	8.021	6.021	5.021	8.021	10.021	9.021	12.021	8.021	6.021	9.021	5.021	1.021	3.021	3.021
38.1	33.3	10	20	38.1	38.1	28.6	23.8	38.1	47.6	42.9	57.1	38.1	28.6	42.9	23.8	4.8	14.3	14.3
0.06	0.06	-0.22	0.30	0.15	0.15	0.13	0.04	0.19	-0.23	-0.28	0.41	0.07	0.12	0.30	0.00	-0.43	0.19	-0.08
1.03	1.16	1.36	0.56	0.96	0.89	0.45	0.74	0.65	1.02	0.99	0.96	1.10	0.93	0.81	0.90	1.33	0.68	0.95
2.017	1.016	1.016	16	1.017	2.017	17	1.017	1.017	8.016	6.016	3.016	4.016	2.016	2.016	2.016	4.016	1.016	3.016
11.8	6.3	6.3	0	5.9	11.8	0	5.9	5.9	50	37.5	18.8	25	12.5	12.5	12.5	25	6.3	18.8
0.04	-0.20	-0.03	-0.08	0.00	-0.08	-0.16	0.02	-0.03	0.28	0.09	0.18	-0.13	0.01	-0.12	-0.13	-0.18	-0.30	-0.06
0.97	0.91	0.64	0.81	0.82	0.86	1.09	0.78	0.87	1.03	0.97	0.92	0.98	0.79	1.02	1.00	1.09	1.28	1.17
3.025	3.023	2.024	3.023	2.024	3.024	6.024	3.024	3.024	7.023	5.023	5.023	7.023	2.023	7.023	5.023	4.023	6.023	4.023
12	13	8.3	13	8.3	12.5	25	12.5	12.5	30.4	21.7	21.7	30.4	8.7	30.4	21.7	17.4	26.1	17.4
0.36	0.48	0.46	0.27	0.43	0.30	0.29	0.27	0.37	0.11	0.35	0.01	0.27	0.09	0.23	0.01	0.11	0.19	0.16
0.84	0.82	0.69	0.84	0.74	0.99	0.78	0.80	0.81	0.96	0.82	1.00	0.93	1.03	0.97	1.03	0.89	0.75	0.89
3028	1028	28	1027	1028	4028	1028	2028	2028	8028	4028	9028	4028	5028	6028	6028	4028	3028	4028
10.7	3.6	0	3.7	3.6	14.3	3.6	7.1	7.1	28.6	14.3	32.1	14.3	17.9	21.4	21.4	14.3	10.7	14.3

VS 11	VS 12	VS 13	Articulation Time (bus)	AT (monkey)	AT (butterfly)	AT (rocket)	AT (elephant)	Picture N. time (correct)	Picture N. time (errors)	Picture N. time (overall)	Colour N. time (correct)	Colour N. time (errors)	Colour N. Time (overall)
0.22	-0.22	-0.28	-0.62	-0.39	-0.46	-0.59	-0.34	-0.11	0.17	-0.16	-0.07	-0.37	-0.08
0.98	1.61	1.49	1.53	1.05	1.11	1.15	1.24	0.58	0.23	1.10	0.89	1.39	0.95
4.021	3.021	2.021	3.019	5.019	4.019	6.019	3.019	3.019	2.1	5.021	3.021	5.021	4.021
19	14.3	9.5	15.8	26.3	21.1	31.6	15.8	15.8	0	23.8	14.3	23.8	19
-0.07	0.08	0.39	0.11	0.11	-0.37	-0.24	-0.35	-0.01	-0.34	0.11	-0.40	0.24	-0.29
1.04	0.70	0.29	0.63	0.78	1.12	1.05	1.09	1.03	2.14	1.09	1.03	0.38	0.89
5.016	3.016	1.6	2.017	2.017	4.017	4.017	4.017	1.017	1.017	2.017	5.017	1.017	4.017
31.3	18.8	0	11.8	11.8	23.5	23.5	23.5	5.9	5.9	11.8	29.4	5.9	23.5
-0.26	0.10	-0.08	0.27	0.06	0.05	0.20	0.36	-0.21	-0.06	-0.20	-0.14	-0.12	-0.17
1.11	0.66	0.97	0.65	1.00	0.77	0.78	0.79	1.50	0.63	1.05	0.89	1.25	1.06
10.023	1.023	3.023	1.025	2.025	1.025	3.025	2.025	4.025	2.025	2.025	2.025	3.025	4.025
43.5	4.3	13	4	8	4	12	8	16	8	8	8	12	16
0.09	0.03	0.06	0.12	0.16	0.53	0.39	0.13	0.29	0.13	0.23	0.42	0.24	0.39
0.89	0.78	0.78	0.84	1.07	0.80	0.83	0.80	0.46	0.31	0.79	1.06	0.47	0.98
5028	5028	3028	2026	1026	1026	3026	2026	3028	1028	3028	2028	1028	2028
17.9	17.9	10.7	7.7	3.8	3.8	11.5	7.7	10.7	3.6	10.7	7.1	3.6	7.1

Appendix 4.3 (a)

Digit N. time (correct)	Digit N. time (errors)	Digit N. time (overall)	Letter N. time (correct)	Letter N. time (errors)	Letter N. time (overall)	Lex Score words %	Lex score NW %	Lex median time (words)	Lex median time (NW)
0.18	-0.67	-0.61	0.50	0.05	-0.14	-0.64	-0.63	-0.04	0.23
1.47	1.36	1.49	1.21	0.38	1.03	1.09	1.34	1.19	0.95
3.021	7.021	7.021	3.019	1.019	4.019	8.019	8.019	2.019	1.019
14.3	33.3	33.3	15.8	5.3	21.1	42.1	42.1	10.5	5.3
-0.08	0.12	0.08	-0.23	-0.05	-0.22	0.08	-0.02	0.05	0.23
0.74	0.63	0.68	0.98	0.53	0.98	0.90	1.06	1.02	0.67
1.017	2.017	1.017	3.017	1.017	3.017	2.016	3.016	3.016	1.6
5.9	11.8	5.9	17.6	5.9	17.6	12.5	18.8	18.8	0
-0.15	-0.11	-0.05	-0.36	-0.27	-0.22	-0.04	0.08	-0.09	-0.28
0.74	1.07	0.89	0.87	1.56	1.25	0.93	0.83	1.06	1.14
4.025	4.025	2.025	5.025	3.025	4.025	5.025	3.025	4.025	5.025
16	16	8	20	12	16	20	12	16	20
0.04	0.53	0.45	0.12	0.24	0.42	0.44	0.38	0.09	-0.04
0.93	0.82	0.44	0.83	0.83	0.58	0.85	0.57	1.04	1.04
1028	28	28	2028	1028	2028	1027	1027	3027	3027
3.6	0	0	7.1	3.6	7.1	3.7	3.7	11.1	11.1

**(b) Mean effect sizes, SD
effect sizes and incidence data
for Phase 2**

	Group	Age (months)	BPVS %Rank	Block design% rank	Recall digits% rank	Mean Pegboard time	Mean Beads	BAS Reading	Reading % rank	Phon Segment'n	NWR
								0			
mean effect size	Group --	-0.19	-0.35	-0.35	-0.55	-0.36	-0.56	-0.78	-1.18	-0.83	-0.52
sd ES		0.86	1.02	0.79	1.02	1.21	1.06	0.41	0.45	0.57	1.04
incidence,no		1020	4020	4020	8020	5020	8020	20	14020	8020	4020
% incidence		5	20	20	40	25	40	0	70	40	20
mean effect size	Group -	0.01	0.28	-0.08	-0.39	-0.07	0.21	-0.44	-0.51	-0.27	-0.02
sd ES		0.82	0.67	1.14	0.98	0.78	1.01	0.46	0.43	0.71	0.77
incidence,no		17	17	3017	4017	2017	3017	17	4017	2017	1017
% incidence		0	0	17.6	23.5	11.8	17.6	0	23.5	11.8	5.9
mean effect size	Group +	0.17	-0.16	-0.12	0.31	0.10	0.09	-0.07	0.08	-0.07	0.25
sd ES		1.32	1.16	1.15	0.71	0.92	0.87	0.82	0.48	0.76	0.96
incidence,no		2024	6024	7024	24	4024	3024	24	1024	1023	2024
% incidence		8.3	25	29.2	0	16.7	12.5	0	4.2	4.3	8.3
mean effect size	Group ++	-0.07	0.21	0.45	0.50	0.25	0.22	0.91	1.14	0.79	0.19
sd ES		0.93	1.00	0.79	0.82	1.03	1.00	1.04	0.53	1.03	1.06
incidence,no		1025	3025	1025	2025	4025	3025	25	25	2025	3025
% incidence		4	12	4	8	16	12	0	0	8	12

Appendix 4.3 (b)

Rhyming C1	Rhyming C2	Rhyming C3	Naming pictures	Pictures time	Naming colours	colours time	naming numbers	numbers time	Naming letters	letters time	Lexical access core
-0.88	-0.75	-1.03	0.07	-0.29	-0.38	0.30	-0.42	-0.10	-0.76	-0.41	-0.81
1.12	1.03	0.93	0.90	1.24	2.14	0.38	1.66	0.99	1.38	1.56	1.08
10020	10020	9020	1020	2020	1020	1020	3020	1019	6020	3017	9019
50	50	45	5	10	5	5	15	5.3	30	17.6	47.4
0.14	-0.04	0.11	0.03	0.19	0.10	-0.40	-0.13	-0.13	-0.37	-0.24	0.22
1.02	1.10	1.16	0.98	0.52	0.01	1.59	0.95	0.95	1.24	1.14	0.83
2017	2017	2017	1017	17	17	5017	3017	2017	4017	1017	2017
11.8	11.8	11.8	5.9	0	0	29.4	17.6	11.8	23.5	5.9	11.8
0.33	0.25	0.35	-0.24	-0.16	0.10	-0.08	0.12	-0.13	0.29	0.00	0.19
0.68	0.88	0.64	1.36	1.32	0.01	1.13	0.72	1.47	0.44	0.85	0.97
2024	2024	24	3024	3024	24	4024	2024	4024	24	3024	2024
8.3	8.3	0	12.5	12.5	0	16.7	8.3	16.7	0	12.5	8.3
0.36	0.41	0.42	0.12	0.23	0.10	0.18	0.33	0.29	0.49	0.37	0.32
0.57	0.72	0.67	0.76	0.69	0.01	0.57	0.03	0.41	0.31	0.35	0.62
2025	1025	1025	25	1025	25	2025	25	25	25	25	2025
8	4	4	0	4	0	8	0	0	0	0	8

Appendix 4.3 (b)

Lexical access time	Mean RA-CA	Age at testing	BPVS Raw Score	BPVS St Score	Age equiv	Block design score	Block Design SS	Recall digits score	Digits SS	Pegboard *1	Pegboard *2	Pegboard *3
0.06	-0.99	-0.22	-0.32	-0.17	-0.35	-0.55	-0.54	-0.52	-0.49	-0.13	-0.23	-0.53
0.77	0.18	0.95	0.84	0.64	0.85	0.66	0.60	1.04	0.98	1.00	1.38	1.09
3019	9020	5020	3020	1020	3020	7020	4020	7020	7020	3020	3020	6020
15.8	45	25	15	5	15	35	20	35	35	15	15	30
-0.11	-0.58	0.01	0.19	0.23	0.20	-0.02	-0.02	-0.28	-0.40	-0.28	-0.09	0.20
1.05	0.10	0.88	0.70	0.52	0.66	0.92	0.90	0.95	0.97	1.15	0.74	0.88
2017	17	2017	17	17	17	4016	2017	4017	4017	4017	2017	1017
11.8	0	11.8	0	0	0	25	11.8	23.5	23.5	23.5	11.8	5.9
-0.14	-0.14	0.08	-0.05	-0.29	-0.02	0.03	-0.08	0.37	0.28	0.16	-0.04	0.13
1.00	0.15	1.35	1.22	1.53	1.28	1.14	1.15	0.84	0.69	0.87	1.05	0.88
4024	24	6024	5024	5024	5024	6024	7024	24	24	2024	5024	3024
16.7	0	25	20.8	20.8	20.8	25	29.2	0	0	8.3	20.8	12.5
0.11	1.23	0.01	0.14	0.23	0.12	0.40	0.52	0.33	0.50	0.19	0.26	0.15
1.11	0.85	0.79	1.08	0.85	1.03	1.00	0.97	0.90	0.87	1.03	0.80	1.07
3025	25	2025	4025	3025	4025	2025	1025	25	2025	3025	2025	4025
12	0	8	16	12	16	8	4	0	8	12	8	16

Appendix 4.3 (b)

Beads *1	Beads *2	Beads *3	BAS Reading SS	Mean Time (overall)	Mean Time (correct)	Mean Time (errors)	Mean Time (overall)	Mean Time (correct)	Mean Time (errors)	Mean Time (overall)	Mean Time (correct)	Mean Time (errors)	Mean Time (overall)	Mean Time (correct)	Mean Time (errors)
0	0	0	0												
-0.46	-0.39	-0.64	-1.13	-0.11	-0.21	0.62	0.26	0.26	0.26	-0.10	-0.08	#VALUE!	-0.34	-0.23	-0.12
0.93	1.15	1.10	0.52	1.08	1.21	#DIV/0!	0.65	0.65	0.65	0.88	0.76	#VALUE!	1.25	1.15	0.93
3020	5020	9020	14020	2020	2020	1	1020	1020	1020	2020	1020	#VALUE!	2018	3018	2016
15	25	45	70	10	10	0	5	5	5	10	5	#VALUE!	11.1	16.7	12.5
0.32	0.09	0.15	-0.44	-0.02	0.19	-2.20	-0.48	-0.48	-0.48	-0.01	-0.03	0.37	-0.14	-0.23	-0.23
0.93	0.81	1.18	0.33	1.19	0.75	#DIV/0!	1.51	1.51	1.51	0.72	0.80	0.71	0.91	1.38	1.11
1017	2017	3017	17	1017	2017	1001	5017	5017	5017	2017	2017	3	1017	2017	2010
5.9	11.8	17.6	0	5.9	11.8	100	29.4	29.4	29.4	11.8	11.8	0	5.9	11.8	20
0.01	0.06	0.16	0.02	-0.17	-0.23	0.27	0.08	0.08	0.08	-0.18	-0.15	#VALUE!	-0.11	-0.19	0.08
1.02	0.97	0.76	0.38	1.29	1.37	0.32	1.00	1.00	1.00	1.64	1.66	#VALUE!	1.33	0.93	1.30
5024	3024	3024	1024	3024	4024	3	3024	3024	3024	4024	4024	#VALUE!	1024	4024	1011
20.8	12.5	12.5	4.2	12.5	16.7	0	12.5	12.5	12.5	16.7	16.7	#VALUE!	4.2	16.7	9.1
0.13	0.22	0.22	1.13	0.22	0.22	0.52	0.10	0.10	0.10	0.25	0.22	#VALUE!	0.38	0.44	0.48
1.04	1.01	0.90	0.70	0.45	0.48	#DIV/0!	0.73	0.73	0.73	0.36	0.38	#VALUE!	0.22	0.52	0.27
2025	1025	3025	25	25	25	0	5025	5025	5025	25	25	#VALUE!	25	25	4
8	4	12	0	0	0	#DIV/0!	20	20	20	0	0	#VALUE!	0	0	0

Lex Score words %	Lex score NW %	Lex median time (words)	Lex median time (NW)
-0.57	-0.62	-0.05	0.03
1.04	0.85	0.91	1.28
6019	6019	3019	3019
31.6	31.6	15.8	15.8
0.14	0.25	-0.11	-0.13
0.85	0.95	1.10	0.94
3017	1017	3017	3017
17.6	5.9	17.6	17.6
0.04	0.08	-0.18	-0.05
1.02	1.08	1.05	0.76
3024	3024	5024	3024
12.5	12.5	20.8	12.5
0.34	0.29	0.19	0.06
0.85	0.69	0.97	1.09
2025	1025	3025	3025
8	4	12	12

Appendix 4.4

Correlation matrix to show correlations between the predictive measures

(a) Phase 1

	BPVS	Copying	Block design	Naming vocab	Basic no skills	Verbal comp	Recall digits	Verbal fluency	V-T match
BPVS	1								
Copying	.397	1							
Block design	.544	.342	1						
Naming vocab	.576	.166	.308	1					
Basic no skills	.564	.55	.389	.345	1				
Verbal comp	.495	.147	.5	.444	.365	1			
Recall digits	.34	.219	.224	.255	.411	.178	1		
Verbal fluency	.217	.237	.167	.054	.222	.01	.247	1	
V-T matching	.562	.308	.472	.345	.582	.527	.165	.154	1
Visual recogn.	.378	.376	.238	.215	.408	.224	-.102	.133	.223
Match LLF	.438	.451	.377	.192	.524	.355	-.38	.107	.274
IQ score	.765	.611	.662	.625	.797	.656	.438	.249	.706
Pegboard	-.374	-.226	-.164	-.339	-.311	-.22	-.327	-.205	-.268
Beads	.203	.423	.182	.082	.354	.089	.112	.02	.15
Balance both feet	-.158	-.324	-.112	.021	-.285	-.072	.001	-.051	-.195
Balance romberg	-.171	-.06	-.299	-.131	-.091	-.141	.098	.202	-.02
Blindfold both feet	-.006	-.082	-.216	.273	.081	.026	-.064	-.168	.04
Blindfold romberg	-.088	-.185	.063	.073	-.086	.215	.123	.117	.37
Phon dis (hits)	-.137	-.014	.009	-.095	-.12	-.242	.084	.09	-.11
Phon dis (rej's)	.429	.236	.118	.236	.477	-.028	.249	.144	.171

NWR	.432	.438	.228	.151	.416	.107	.262	.083	.132
Rhyming C1	.597	.386	.403	.439	.4	.289	.393	.207	.349
Rhyming C2	.581	.411	.419	.485	.482	.34	.438	.223	.442
Rhyming C3	.613	.555	.438	.293	.43	.185	.413	.337	.38
Lexical acc score	.36	.367	.32	.09	.292	.201	.196	.199	.261
Lexical acc time	.179	.098	.123	.177	.188	.147	.073	-.223	.167
Mean Artic rate	-.26	-.321	.045	.023	-.444	-.058	-.457	-.328	-.179
Naming pics score	.08	.035	.035	.088	.183	-.131	-.045	.143	.133
Naming pics time	-.251	-.267	-.322	-.188	-.445	-.166	.113	-.238	-.427
Naming colour	.109	.067	-.071	.193	.109	.076	.109	-.139	.182
Colour time	-.323	-.361	-.233	-.246	-.429	-.332	-.194	-.134	-.262
Naming numbers	.563	.561	.295	.343	.659	.265	.34	.183	.507
Numbers time	-.286	-.353	-.07	-.213	-.323	-.065	-.148	-.313	-.175
Naming letters	.476	.57	.292	.282	.703	.74	.377	.27	.325
Letters time	-.069	-.226	-.133	-.041	-.214	.095	.039	-.206	.1
Vis search score	.378	.357	.395	.284	.582	.194	.066	.293	.351
Vis search time	-.068	-.03	-.133	-.119	-.132	-.127	.075	-.035	-.024
Prepositn	.126	-.034	-.051	.082	.156	.097	.17	-.155	.26
Clapping	.316	.43	.233	.241	.43	.096	.272	.166	.106

	Visual recogn	Match LLF	IQ score	Pegboard	Beads	Balance both feet	Balance romberg	Blindfold both feet	Blindfold romberg
Visual recogn.	1								
Match LLF	.445	1							
IQ score	.543	.527	1						
Pegboard	.046	.108	-.347	1					
Beads	.244	.198	.327	-.199	1				
Balance both feet	-.264	-.224	-.256	.124	.058	1			
Balance romberg	-.139	-.092	1.151	-.075	.029	.433	1		
Blindfold both feet	.075	-.159	.049	-.155	.165	.42	.25	1	
Blindfold romberg	-.227	-.098	-.009	.043	-.176	.418	.505	.1	1
Phon dis (hits)	-.329	-.276	-.176	-.125	-.029	-.057	0.66	-.051	.001
Phon dis (rej's)	.215	.215	.345	-.35	.159	.037	.102	.129	.078

NWR	.26	.38	.387	-.041	.235	-.264	-.022	-.071	.01
Rhyming C1	.197	.203	.552	-.496	.298	.004	.188	.072	.033
Rhyming C2	.32	.293	.641	-.273	.172	.01	.014	.058	-.008
Rhyming C3	.294	.209	.586	-.168	.258	.004	.014	.003	.08
Lexical acc score	.281	.117	.399	-.184	.364	.028	-.046	.029	-.034
Lexical acc time	.122	.069	.22	.093	-.102	-.042	-.082	.25	-.044
Mean Artic rate	-.097	-.203	-.305	-.016	-.069	.007	-.177	-.107	-.011
Naming pics score	.106	.09	.098	.128	.076	-.019	.035	.069	.117
Naming pics time	-.33	-.354	-.41	.212	-.144	.254	.271	.015	.238
Naming colour	.139	.188	.144	.039	-.16	-.096	.057	.088	-.005
Colours time	-.262	-.478	-.461	-.077	-.113	.191	.227	.014	.003
Naming numbers	.479	.514	.678	-.103	.315	-.446	-.123	-.012	-.199
Numbers time	-.383	-.116	-.353	.082	-.297	-.099	.065	-.063	.171
Naming letters	.451	.446	.614	-.12	.43	-.264	-.089	.107	-.208
Letters time	-.372	-.231	-.171	-.026	-.299	-.091	.053	-.18	.13
Vis search score	.445	.33	.527	-.193	.206	-.259	-.166	.067	-.072
Vis search time	.05	-.199	-.099	-.109	-.012	.123	.384	.201	.028
Prepositn	-.247	-.104	.08	-.073	.054	.158	.177	.137	.222
Clapping	.448	.427	.466	-.162	.376	-.117	-.158	.09	-.189

	Phon dis (hits)	Phon dis (rej's)	NWR	Rhyming C1	Rhyming C2	Rhyming C3	Lex acc score	Lex acc time	Mean Artic rate
Phon dis (hits)	1								
Phon dis (rej's)	-.047	1							
NWR	.052	.17	1						
Rhyming C1	.134	.17	.413	1					
Rhyming C2	-.024	.186	.385	.813	1				
Rhyming C3	.216	.294	.582	.564	.503	1			
Lexical acc score	.122	.11	.298	.32	.233	.601	1		
Lexical acc time	.005	-.109	.144	-.017	.95	.133	.209	1	
Mean Artic rate	.008	-.198	-.32	-.253	-.298	-.452	-.404	-.181	1
Naming pics score	-.013	.198	.354	.037	.151	.133	.014	.051	-.016

Naming pics time	.191	-.218	-.07	-.023	-.271	-.004	-.07	.033	-.059
.Naming colours	-.082	-.017	.136	.117	.253	.053	.034	.235	-.117
Colour time	.147	-.222	-.055	-.08	-.327	-.111	-.133	.034	.166
Naming numbers	-.014	.347	.563	.438	.57	.556	.326	.062	-.356
Numbers time	.178	-.332	.036	-.131	-.288	-.215	-.042	.212	.167
Naming letters	.07	.5	.561	.412	.465	.631	.395	.044	-.464
Letters time	.04	-.322	.074	-.065	-.129	-.107	-.135	.102	.088
Vis search score	-.094	.267	.256	.24	.367	.244	.181	.143	-.149
Vis search time	.285	-.026	.028	.237	.176	.059	.054	.041	-.024
Prepositn	-.115	.085	.046	.122	.197	-.046	.023	.02	-.157
Clapping	-.139	.209	.169	.257	.277	.373	.347	.228	-.329

	Naming pics	pics time	Naming colours	colours time	Naming numbers	Numbers time	Naming letters	Letters time
Naming pics score	1							
Naming pics time	-.171	1						
Naming colour	.01	.076	1					
Colour time	-.109	.443	-.272	1				
Naming numbers	.207	-.241	.32	.361	1			
Numbers time	.074	.207	-.504	.345	-.307	1		
Naming letters	.328	-.223	.187	-.276	.791	-.464	1	
Letters time	-.091	.272	.091	.269	.119	.557	-.486	1
Vis search score	.408	-.377	.197	-.455	.481	-.185	.454	-.166
Vis search time	-.236	.236	.136	.279	.134	-.029	.032	-.003
Prepositn	.271	.04	-.146	.134	.054	.163	-.037	.264
Clapping	-.048	-.159	.108	-.287	.33	-.256	.458	-.324

	Visual search number	Visual search time	Prepositions	Clapping
Vis search number	1			
Vis search time	-.041	1		
Prepositn	-.089	-.014	1	
Clapping	.382	-.097	-.145	1

(b) Phase 2

	BPVS	Block design	Recall digits	Pegboard	Beads	NWR	Rhyming C1	Rhyming C2
BPVS	1							
Block design	.346	1						
Recall digits	.164	.198	1					
Pegboard	-.19	-.289	-.116	1				
Beads	.27	.345	-.033	-.324	1			
NWR	.188	-.024	.132	-.189	.135	1		
Rhyming C1	.111	.173	.384	-.246	.26	.365	1	
Rhyming C2	-.013	.01	.407	-.183	.152	.375	.541	1
Rhyming C3	.222	.073	.366	-.237	.202	.23	.577	.485
Lex acc score	.146	.291	.267	-.43	.314	.304	.461	.504
Lex acc time	.005	-.033	-.016	.046	.062	.136	.078	.069
Phonolog Segmentn.	.318	.211	.427	-.255	.28	.376	.46	.478
Naming pics	.094	.18	.157	-.183	.193	.053	.13	.067
Pics time	-.027	-.193	-.084	.402	-.092	.037	-.156	-.073
Naming colours	.159	.037	.13	-.141	.049	.136	.062	.154
Colours time	.089	-.125	-.079	.316	-.068	.287	.161	.028
Naming numbers	.204	.221	.212	-.423	.276	-.073	.208	.119
Numbers time	.056	-.159	-.055	.425	-.154	.063	-.045	-.026
Naming letters	.278	.415	.154	-.324	.429	.072	.304	.12
Letters time	-.092	-.192	-.149	.466	-.222	.005	-.172	-.166

	Rhyming C3	Lex acc score	Lex acc time	Phonolog Segmentn	Naming pics	Pics time	naming colours	Colours time	Naming numbers
Rhyming C3	1								
Lex acc score	.449	1							
Lex acc time	-.046	.163	1						
Phonolog Segmentn	.474	.489	.024	1					
Naming pics	.062	.269	.06	.206	1				
Pics time	-.142	-.293	.11	-.136	-.189	1			

Naming colours	.091	.122	-.05	.133	-.03	.015	1		
Colours time	.03	-.022	.304	-.021	-.14	.465	.021	1	
Naming numbers	.275	.35	.107	.308	.167	-.401	-.036	-.282	1
Numbers time	-.133	-.275	.142	-.087	-.182	.651	.017	.563	-.468
Naming letters	.261	.35	.086	.387	.216	-.289	.002	-.087	.568
Letters time	-.223	-.336	.017	-.226	-.152	.657	.041	.394	-.551

	Numbers time	Naming letters	Letters time
Numbers time	1		
Naming letters	-.326	1	
Letters time	.722	-.603	1

Appendix 4.5

ANOVA summary tables for analysis of data for the dyslexics, slow learners, borderline poor readers and normal readers

(a) Phase 1

Type III Sums of Squares

Source	df	Sum of Squares	Mean Square	F-Value	P-Value
Diagnostic group	3	100.693	33.564	.555	.6463
Residual	87	5263.153	60.496		

Dependent: Mean age at

Source	df	Sum of Squares	Mean Square	F-Value	P-Value
Diagnostic group	3	12091.819	4030.606	6.792	.0004
Residual	85	50442.270	593.438		

Dependent: BPVS % Rank

Source	df	Sum of Squares	Mean Square	F-Value	P-Value
Diagnostic group	3	15321.308	5107.103	8.773	.0001
Residual	87	50648.824	582.170		

Dependent: Copying Centile

Source	df	Sum of Squares	Mean Square	F-Value	P-Value
Diagnostic group	3	5753.427	1917.809	3.134	.0297
Residual	85	52022.197	612.026		

Dependent: Block design Centile

Source	df	Sum of Squares	Mean Square	F-Value	P-Value
Diagnostic group	3	5394.319	1798.106	2.586	.0582
Residual	87	60484.598	695.225		

Dependent: Naming Vocab C...

Source	df	Sum of Squares	Mean Square	F-Value	P-Value
Diagnostic group	3	19254.620	6418.207	12.551	.0001
Residual	87	44489.408	511.373		

Dependent: Basic no skills Centile

Source	df	Sum of Squares	Mean Square	F-Value	P-Value
Diagnostic group	3	1881.125	627.042	1.014	.3911
Residual	77	47603.714	618.230		

Dependent: Verbal comp Centile

Source	df	Sum of Squares	Mean Square	F-Value	P-Value
Diagnostic group	3	8919.944	2973.315	4.799	.0039
Residual	87	53901.803	619.561		

Dependent: Recall digits Centile

Source	df	Sum of Squares	Mean Square	F-Value	P-Value
Diagnostic group	3	4707.444	1569.148	2.251	.0881
Residual	86	59943.345	697.016		

Dependent: Verbal fluency Centile

Source	df	Sum of Squares	Mean Square	F-Value	P-Value
Diagnostic group	3	13629.553	4543.184	6.752	.0004
Residual	86	57869.847	672.905		

Dependent: V-T matching Centile

Source	df	Sum of Squares	Mean Square	F-Value	P-Value
Diagnostic group	3	6444.946	2148.315	2.630	.0552
Residual	87	71067.839	816.872		

Dependent: Visual recognition Centile

Source	df	Sum of Squares	Mean Square	F-Value	P-Value
Diagnostic group	3	7773.873	2591.291	5.113	.0027
Residual	82	41559.223	506.820		

Dependent: Match LLF Centile

Source	df	Sum of Squares	Mean Square	F-Value	P-Value
Diagnostic group	3	3663.588	1221.196	11.720	.0001
Residual	87	9064.939	104.195		

Dependent: IQ Score

Source	df	Sum of Squares	Mean Square	F-Value	P-Value
Diagnostic group	3	301.663	100.554	4.802	.0039
Residual	84	1758.882	20.939		

Dependent: Pegboard mea...

Source	df	Sum of Squares	Mean Square	F-Value	P-Value
Diagnostic group	3	13.932	4.644	1.614	.1919
Residual	87	250.294	2.877		

Dependent: beads

Source	df	Sum of Squares	Mean Square	F-Value	P-Value
Diagnostic group	3	7.992	2.664	2.152	.1001
Residual	81	100.285	1.238		

Dependent: Balance both feet

Source	df	Sum of Squares	Mean Square	F-Value	P-Value
Diagnostic group	3	36.361	12.120	.451	.7176
Residual	81	2179.239	26.904		

Dependent: Balance romberg

Source	df	Sum of Squares	Mean Square	F-Value	P-Value
Diagnostic group	3	8.570	2.857	.334	.8005
Residual	80	683.439	8.543		

Dependent: Blindfold both feet

Source	df	Sum of Squares	Mean Square	F-Value	P-Value
Diagnostic group	3	91.308	30.436	1.120	.3459
Residual	80	2173.581	27.170		

Dependent: Blindfold romberg

Source	df	Sum of Squares	Mean Square	F-Value	P-Value
Diagnostic group	3	1838.447	612.816	3.095	.0311
Residual	85	16827.777	197.974		

Dependent: Phon Dis (hits)

Source	df	Sum of Squares	Mean Square	F-Value	P-Value
Diagnostic group	3	507.545	169.182	.829	.4815
Residual	85	17345.443	204.064		

Dependent: Phon Dis (c...

Source	df	Sum of Squares	Mean Square	F-Value	P-Value
Diagnostic group	3	246.939	82.313	3.394	.0215
Residual	87	2110.050	24.253		

Dependent: Nonword

Source	df	Sum of Squares	Mean Square	F-Value	P-Value
Diagnostic group	3	120.090	40.030	11.802	.0001
Residual	85	288.315	3.392		

Dependent: Rhyming C1

Source	df	Sum of Squares	Mean Square	F-Value	P-Value
Diagnostic group	3	97.872	32.624	10.851	.0001
Residual	85	255.567	3.007		

Dependent: Rhyming C2

Source	df	Sum of Squares	Mean Square	F-Value	P-Value
Diagnostic group	3	110.245	36.748	10.741	.0001
Residual	84	287.380	3.421		

Dependent: Rhyming C3

Source	df	Sum of Squares	Mean Square	F-Value	P-Value
Diagnostic group	3	1895.916	631.972	3.173	.0287
Residual	80	15936.159	199.202		

Dependent: Lexical access score

Source	df	Sum of Squares	Mean Square	F-Value	P-Value
Diagnostic group	3	.526	.175	1.709	.1718
Residual	80	8.213	.103		

Dependent: Lexical access median time

Source	df	Sum of Squares	Mean Square	F-Value	P-Value
Diagnostic group	3	3.549	1.183	4.060	.0096
Residual	83	24.185	.291		

Dependent: Mean ART

Source	df	Sum of Squares	Mean Square	F-Value	P-Value
Diagnostic group	3	3.019	1.006	1.573	.2017
Residual	87	55.662	.640		

Dependent: Naming pictures

Source	df	Sum of Squares	Mean Square	F-Value	P-Value
Diagnostic group	3	.291	.097	1.811	.1514
Residual	83	4.445	.054		

Dependent: Naming pics Median time

Source	df	Sum of Squares	Mean Square	F-Value	P-Value
Diagnostic group	3	.624	.208	.296	.8281
Residual	87	61.080	.702		

Dependent: Naming colours

Source	df	Sum of Squares	Mean Square	F-Value	P-Value
Diagnostic group	3	.119	.040	.380	.7675
Residual	84	8.796	.105		

Dependent: Naming colours Median time

Source	df	Sum of Squares	Mean Square	F-Value	P-Value
Diagnostic group	3	206.394	68.798	13.545	.0001
Residual	87	441.892	5.079		

Dependent: Naming numbers

Source	df	Sum of Squares	Mean Square	F-Value	P-Value
Diagnostic group	3	2.214	.738	2.902	.0399
Residual	81	20.603	.254		

Dependent: Naming Numbers Median time

Source	df	Sum of Squares	Mean Square	F-Value	P-Value
Diagnostic group	3	267.570	89.190	14.437	.0001
Residual	87	537.463	6.178		

Dependent: Naming letters

Source	df	Sum of Squares	Mean Square	F-Value	P-Value
Diagnostic group	3	3.505	1.168	1.556	.2067
Residual	79	59.333	.751		

Dependent: naming letters median time

Source	df	Sum of Squares	Mean Square	F-Value	P-Value
Diagnostic group	3	19.727	6.576	1.320	.2735
Residual	84	418.592	4.983		

Dependent: Visual Search Number

Source	df	Sum of Squares	Mean Square	F-Value	P-Value
Diagnostic group	3	.025	.008	.683	.5651
Residual	84	1.037	.012		

Dependent: Visual Search mean time

Source	df	Sum of Squares	Mean Square	F-Value	P-Value
Diagnostic group	3	6.187	2.062	1.616	.1920
Residual	82	104.650	1.276		

Dependent: Prepositions

Source	df	Sum of Squares	Mean Square	F-Value	P-Value
Diagnostic group	3	30.431	10.144	8.451	.0001
Residual	82	98.418	1.200		

Dependent: Clapping

(b) Phase 2

Type III Sums of Squares

Source	df	Sum of Squares	Mean Square	F-Value	P-Value
Diagnostic group	3	111.391	37.130	.666	.5750
Residual	87	4847.867	55.723		

Dependent: Age

Source	df	Sum of Squares	Mean Square	F-Value	P-Value
Diagnostic group	3	3678.617	1226.206	2.051	.1127
Residual	87	52020.109	597.932		

Dependent: BPVS %R...

Source	df	Sum of Squares	Mean Square	F-Value	P-Value
Diagnostic group	3	4249.998	1416.666	2.672	.0524
Residual	87	46128.064	530.208		

Dependent: Block design % rank

Source	df	Sum of Squares	Mean Square	F-Value	P-Value
Diagnostic group	3	11141.310	3713.770	7.521	.0002
Residual	87	42959.074	493.782		

Dependent: Recall digits % rank

Source	df	Sum of Squares	Mean Square	F-Value	P-Value
Diagnostic group	3	52.218	17.406	2.567	.0596
Residual	87	589.853	6.780		

Dependent: Pegboard Mean time

Source	df	Sum of Squares	Mean Square	F-Value	P-Value
Diagnostic group	3	35.881	11.960	2.438	.0699
Residual	87	426.811	4.906		

Dependent: Beads Mean Sc...

Source	df	Sum of Squares	Mean Square	F-Value	P-Value
Diagnostic group	3	233.756	77.919	4.940	.0032
Residual	87	1372.354	15.774		

Dependent: NWR

Source	df	Sum of Squares	Mean Square	F-Value	P-Value
Diagnostic group	3	74.582	24.861	13.101	.0001
Residual	87	165.088	1.898		

Dependent: Rhyming C1

Source	df	Sum of Squares	Mean Square	F-Value	P-Value
Diagnostic group	3	52.687	17.562	6.740	.0004
Residual	87	226.698	2.606		

Dependent: Rhyming C2

Source	df	Sum of Squares	Mean Square	F-Value	P-Value
Diagnostic group	3	72.466	24.155	12.244	.0001
Residual	87	171.644	1.973		

Dependent: Rhyming C3

Source	df	Sum of Squares	Mean Square	F-Value	P-Value
Diagnostic group	3	2144.998	714.999	9.981	.0001
Residual	86	6160.957	71.639		

Dependent: Lexical access score

Source	df	Sum of Squares	Mean Square	F-Value	P-Value
Diagnostic group	3	.087	.029	.260	.8539
Residual	86	9.594	.112		

Dependent: Lexical access median time

Source	df	Sum of Squares	Mean Square	F-Value	P-Value
Diagnostic group	3	296.411	98.804	14.022	.0001
Residual	86	605.989	7.046		

Dependent: Phon Segmentation

Source	df	Sum of Squares	Mean Square	F-Value	P-Value
Diagnostic group	3	.059	.020	.308	.8195
Residual	87	5.545	.064		

Dependent: Naming pictures

Source	df	Sum of Squares	Mean Square	F-Value	P-Value
Diagnostic group	3	.331	.110	1.739	.1650
Residual	87	5.527	.064		

Dependent: Naming pictures median time

Source	df	Sum of Squares	Mean Square	F-Value	P-Value
Diagnostic group	3	.089	.030	2.868	.0411
Residual	87	.900	.010		

Dependent: Naming colours

Source	df	Sum of Squares	Mean Square	F-Value	P-Value
Diagnostic group	3	.553	.184	1.252	.2959
Residual	87	12.809	.147		

Dependent: Naming colours median time

Source	df	Sum of Squares	Mean Square	F-Value	P-Value
Diagnostic group	3	1.520	.507	3.418	.0208
Residual	87	12.898	.148		

Dependent: Naming numbers

Source	df	Sum of Squares	Mean Square	F-Value	P-Value
Diagnostic group	3	.220	.073	1.115	.3476
Residual	86	5.664	.066		

Dependent: Naming numbers median time

Source	df	Sum of Squares	Mean Square	F-Value	P-Value
Diagnostic group	3	59.424	19.808	9.401	.0001
Residual	87	183.301	2.107		

Dependent: Naming letters

Source	df	Sum of Squares	Mean Square	F-Value	P-Value
Diagnostic group	3	2.498	.833	3.818	.0129
Residual	84	18.318	.218		

Dependent: Naming letters median time

Source	df	Sum of Squares	Mean Square	F-Value	P-Value
Diagnostic group	3	45053.213	15017.738	45.777	.0001
Residual	87	28541.276	328.061		

Dependent: BAS reading % rank

(c) Phase 3

Type III Sums of Squares

Source	df	Sum of Squares	Mean Square	F-Value	P-Value
Diagnostic Gro...	3	76.285	25.428	.340	.7967
Residual	87	6514.396	74.878		

Dependent: age

Source	df	Sum of Squares	Mean Square	F-Value	P-Value
Diagnostic Gro...	3	2055.160	685.053	2.408	.0727
Residual	86	24470.287	284.538		

Dependent: BAS Matrices % rank

Source	df	Sum of Squares	Mean Square	F-Value	P-Value
Diagnostic Gro...	3	2998.762	999.587	3.343	.0229
Residual	86	25711.418	298.970		

Dependent: BAS Similarities % rank

Source	df	Sum of Squares	Mean Square	F-Value	P-Value
Diagnostic Gro...	3	5742.410	1914.137	2.638	.0549
Residual	84	60954.169	725.645		

Dependent: BAS Naming % rank

Source	df	Sum of Squares	Mean Square	F-Value	P-Value
Diagnostic Gro...	3	9385.767	3128.589	8.240	.0001
Residual	86	32653.233	379.689		

Dependent: BAS Block Design % rank

Source	df	Sum of Squares	Mean Square	F-Value	P-Value
Diagnostic Gro...	3	12277.709	4092.570	7.019	.0003
Residual	86	50147.513	583.111		

Dependent: BAS Recall Digits % rank

Source	df	Sum of Squares	Mean Square	F-Value	P-Value
Diagnostic Gro...	3	2395.196	798.399	3.834	.0125
Residual	87	18119.265	208.267		

Dependent: IQ Score

Source	df	Sum of Squares	Mean Square	F-Value	P-Value
Diagnostic Gro...	3	6171.721	2057.240	3.158	.0289
Residual	84	54719.279	651.420		

Dependent: BAS Basic No Skills % rank

Source	df	Sum of Squares	Mean Square	F-Value	P-Value
Diagnostic Gro...	3	1400.539	466.846	6.001	.0009
Residual	84	6535.279	77.801		

Dependent: Number age (months)

Source	df	Sum of Squares	Mean Square	F-Value	P-Value
Diagnostic Gro...	3	47263.833	15754.611	64.551	.0001
Residual	86	20989.392	244.063		

Dependent: BAS Reading % rank

Source	df	Sum of Squares	Mean Square	F-Value	P-Value
Diagnostic Gro...	3	12984.742	4328.247	13.278	.0001
Residual	87	28359.082	325.966		

Dependent: BAS R.A. (months)

Source	df	Sum of Squares	Mean Square	F-Value	P-Value
Diagnostic Gro...	3	9221.815	3073.938	22.014	.0001
Residual	87	12148.141	139.634		

Dependent: Neale R.A. (months)

Source	df	Sum of Squares	Mean Square	F-Value	P-Value
Diagnostic Gro...	3	12694.034	4231.345	14.561	.0001
Residual	82	23828.676	290.594		

Dependent: Schonell R.A. (months)

Source	df	Sum of Squares	Mean Square	F-Value	P-Value
Diagnostic Gro...	3	11429.624	3809.875	16.727	.0001
Residual	87	19816.045	227.771		

Dependent: mean RA

Source	df	Sum of Squares	Mean Square	F-Value	P-Value
Diagnostic Gro...	3	17367.258	5789.086	23.467	.0001
Residual	85	20968.792	246.692		

Dependent: BAS Spelling % rank

Source	df	Sum of Squares	Mean Square	F-Value	P-Value
Diagnostic Gro...	3	3949.559	1316.520	14.877	.0001
Residual	87	7699.122	88.496		

Dependent: Spelling age (months)

Source	df	Sum of Squares	Mean Square	F-Value	P-Value
Diagnostic Gro...	3	4003.284	1334.428	6.762	.0004
Residual	72	14207.913	197.332		

Dependent: reading comprehension (months)

Source	df	Sum of Squares	Mean Square	F-Value	P-Value
Diagnostic Gro...	3	1315.805	438.602	2.888	.0404
Residual	83	12605.942	151.879		

Dependent: Listening comprehension age (months)

Source	df	Sum of Squares	Mean Square	F-Value	P-Value
Diagnostic Gro...	3	182.832	60.944	2.066	.1107
Residual	86	2537.168	29.502		

Dependent: Listening comprehension score

Source	df	Sum of Squares	Mean Square	F-Value	P-Value
Diagnostic Gro...	3	1088.003	362.668	8.830	.0001
Residual	87	3573.184	41.071		

Dependent: alphabet

Appendix 4.6

Laterality scores for all subjects

Group	Subject	Right side	Left side
DYSLEXIC	TR	16	4
	RB	12	8
	LH	18	2
	JB	12	8
	SJ	12	8
	LC	16	4
	JD	13	7
	AN	19	1
	CS	20	0
	mean		15.33
SD		3.20	3.20
SLOW LEARNERS	JoB	12	8
	GR	17	3
	KL	15	5
	JM	16	4
	SM	14	6
	KG	12	8
	AJ	18	2
	LB	15	5
	AB	9	11
	RL	17	3
mean		14.50	5.50
SD		2.66	2.66
BORDERLINE POOR READERS	CC	17	3
	NL	14	6
	SS	16	4
	ST	9	11
	PB	18	2
	LP	20	0
	TW	14	6
	CH	20	0
	DB	18	2
	RLI	15	5
	RW	12	8
	CN	16	4
	EC	17	3
	JG	20	0
	AM	17	3
	MB	13	7
	AV	16	4
NC	7	13	
mean		15.50	4.50
SD		3.48	3.48

NORMAL READERS	EV	20	0
	KW	20	0
	LB	20	0
	BH	18	2
	LCo	16	4
	JO'M	8	12
	AW	16	4
	DK	16	4
	RR	13	7
	SD	18	2
	HP	16	4
	SP	15	5
	LT	18	2
	MS-B	16	4
	NF	7	9 (4 both)
	HG	18	2
	CSy	15	5
	SG	20	0
	WM	15	5
	RK	10	10
	BB	20	0
	SDa	20	0
	AR	12	8
	SH	17	3
	JGr	17	3
	RD	16	4
	JF	14	6
	KM	16	4
	RuL	16	4
	MP	12	8
	JH	11	9
	VW	17	3
	NW	20	0
	TB	14	6
	LCr	17	3
	AG	20	0
	JeG	16	4
	NB	16	4
	JO	20	0
	HB	10	10
	RC	17	3
	HR	11	9
	RM	18	2
	KW	14	6
	MW	19	1
	VL	14	6
	CR	14	6
	AR	18	2
	FC	16	4
	LCa	18	2
	VJ	20	0
mean		16.16	3.84
SD		3.03	3.03

Appendix 4.7

**Effect size and incidence data
for the dyslexics, slow
learners, borderline poor
readers and normal readers**

**(a) Individual effect sizes,
mean and SD effect sizes and
incidence data for Phase 1**

Appendix 4.7 (a)

Surname	Mean age at testing (months)	BPVS		BPVS		BPVS		BAS Copying		BAS Copying		Block Design		Block Design		Block Design		Naming Vocab		
		Raw Score	St Score	% Rank	Age Equiv.	T - Score	Centile	T - Score	Centile	Design	T - Score	Centile	T - Score	Centile	T - Score	Centile	T - Score	Centile	T - Score	Centile
DYSLEXICS																				
TR	-0.37	-0.58	-0.56	-0.64	-0.42	-0.80	-1.09	-1.28	-0.09	0.43	0.67	-0.93								
FB	-0.89	-1.14	-0.56	-0.64	-1.03	-1.01	-1.71	-1.78	-0.48	0.32	0.55	-1.85								
LH	0.93	*	*	*	*	*	*	*	*	*	*	*								
JB	0.02	-0.30	-0.17	-0.15	-0.22	-0.60	-0.47	-0.47	-0.48	-0.75	-0.91	-0.01								
SJ	-0.50	-1.00	-1.10	-1.20	-0.90	-0.60	-0.47	-0.47	-0.09	0.65	0.83	-0.47								
LC	-0.24	-0.37	-0.40	-0.45	-0.29	-0.80	-1.35	-1.54	-0.86	-1.07	-1.32	-0.01								
CS	-0.76	0.68	1.30	1.35	0.73	-0.80	-0.68	-0.82	-0.48	0.32	0.55	1.38								
JD	-0.63	0.61	0.99	1.12	0.67	-0.80	-1.09	-1.28	-0.09	0.65	0.83	0.46								
AN	2.22	0.54	-0.71	-0.83	0.53	-0.92	0.92	1.16	1.47	0.32	0.57	0.92								
mean effect size	-0.02	-0.20	-0.15	-0.18	-0.12	-0.41	-0.78	-0.86	0.09	0.25	0.33	-0.01								
sd ES	1.00	0.73	0.85	0.93	0.69	0.90	0.76	0.88	0.93	0.74	0.85	0.98								
incidence,no	9	2008	1008	1008	1008	1009	5009	5009	9	1009	1009	1009								
% incidence	0	25	12.5	12.5	12.5	11.1	55.6	55.6	0	11.1	11.1	11.1								
SLOW LEARNERS																				
JoB	0.41	-0.93	-1.18	-1.28	-0.76	-0.80	-1.35	-1.54	-0.86	-1.07	-1.32	-0.93								
GR	-0.24	-1.21	-1.56	-1.58	-1.64	-1.01	-2.44	-2.00	-0.48	-0.21	-0.07	-0.93								
FL	-0.63	-1.49	-1.87	-1.77	-1.24	-0.60	-0.47	-0.47	-0.48	0.11	0.28	-1.39								
JM	-0.24	-0.65	-0.79	-0.90	-0.49	-0.39	-0.37	-0.40	-0.09	0.43	0.67	0.46								
SM	-0.11	*	-0.40	-0.45	*	-0.60	-1.82	-1.82	-0.86	-0.96	-1.12	-0.93								
KG	-1.15	-1.28	-1.02	-1.13	-1.65	-0.60	0.15	0.32	-0.86	-0.96	-1.12	-0.01								
AJ	-0.50	-1.14	-1.33	-1.43	-1.03	-0.18	0.25	0.49	-0.86	-1.07	-1.32	-2.32								
LB	-0.50	-1.42	-1.95	-1.80	-1.17	-0.80	-1.09	-1.28	-0.86	-0.96	-1.12	-0.47								
AB	-0.24	-0.86	-1.10	-1.20	-0.69	-0.60	-0.68	-0.86	-0.86	-1.07	-1.32	-0.93								
KL	-0.24	-0.16	-0.17	-0.15	-0.08	-0.80	-1.35	-1.54	-0.48	-0.21	-0.07	-0.93								
mean effect size	-0.34	-1.02	-1.14	-1.17	-0.97	-0.64	-0.92	-0.91	-0.67	-0.60	-0.65	-0.84								
sd ES	0.40	0.42	0.58	0.54	0.52	0.24	0.86	0.88	0.27	0.57	0.77	0.75								
incidence,no	1010	5009	7010	7010	5009	1010	5010	5010	10	3010	6010	2010								
% incidence	10	55.6	70	70	55.6	10	50	50	0	30	60	20								
BORDERLINE POOR READERS																				
CC	-0.63	-1.28	-1.72	-1.69	-1.65	-0.60	-0.47	-0.47	-0.86	-0.96	-1.12	-0.47								
NL	-1.28	-1.21	-0.94	-1.05	-0.97	-1.22	-1.51	-1.67	-0.48	0.32	0.55	-1.39								
SS	-0.63	-1.49	-1.87	-1.77	-1.24	0.03	0.15	0.38	*	*	*	0.46								
ST	-0.37	-0.72	-0.71	-0.83	-0.56	-0.60	-0.73	-0.88	-0.86	-0.96	-1.12	-0.01								
FB	-0.89	-1.07	-0.71	-0.83	-0.97	-0.39	0.41	0.56	-0.86	-0.96	-1.12	-0.93								
HP	-0.37	-0.02	-0.02	0.03	0.05	-0.39	-0.37	-0.40	-0.86	-1.07	-1.32	-0.01								

Appendix 4.7 (a)

LP	-0.11	1.24	1.14	1.23	1.28	-0.18	-0.06	0.05	-0.09	0.43	0.67	-0.93
TW	-0.11	0.26	0.37	0.52	-0.28	0.03	0.20	0.38	0.30	0.86	0.98	1.38
CH	-0.11	0.54	0.83	0.97	0.53	2.33	2.11	1.58	-0.86	-1.18	-1.52	-0.01
DB	0.67	0.68	0.45	0.60	0.73	-0.39	-0.68	-0.80	-0.48	-1.07	-1.36	-0.93
FLJ	-0.76	-0.58	-0.25	-0.23	-0.42	-0.60	-0.16	-0.05	-0.86	-0.96	-1.12	-0.47
FW	-0.89	-0.23	0.14	0.22	-0.15	-0.39	0.25	0.45	-0.48	0.32	0.55	-0.01
CN	2.48	2.15	1.45	1.42	2.30	0.66	-0.68	-0.86	1.85	0.65	0.83	1.38
EC	0.02	-0.44	-0.87	-0.98	-0.35	-0.18	-0.06	0.05	-0.86	-2.58	-0.77	-0.01
JB	0.28	-0.30	0.06	0.15	0.22	-0.18	0.77	0.99	2.24	1.45	1.24	-0.01
AM	-0.24	0.61	0.76	0.90	0.67	-0.60	-0.73	0.88	-0.86	-1.07	-1.32	1.38
MB	0.28	1.59	1.61	1.50	1.08	0.24	0.15	0.31	-0.09	0.22	0.42	1.38
AV	-0.50	-0.44	-0.09	-0.08	-0.35	-1.01	-0.99	-1.23	-0.09	-0.05	0.10	-0.01
NC	1.96	1.38	0.37	0.52	1.48	2.74	2.11	1.58	0.30	-0.32	-0.32	0.46
mean effect size	-0.06	0.03	0.00	0.03	0.05	-0.04	-0.02	-0.05	-0.22	-0.39	-0.32	0.07
sd ES	0.93	1.04	0.97	1.00	1.01	1.00	0.93	0.90	0.92	0.98	0.97	0.85
incidence,no	1019	4019	2019	3019	2019	1019	1019	1019	18	5018	8018	1019
% incidence	5.3	21.1	10.5	15.8	10.5	5.3	5.3	5.3	0	27.8	44.4	5.3
NORMAL READERS												
EV	4.04	1.66	0.14	0.22	1.69	2.53	2.11	1.58	0.69	-1.50	-1.83	1.84
KW	-0.11	-0.16	-0.02	0.03	-0.08	-0.60	-0.16	-0.05	0.30	1.18	1.14	0.92
LB	1.70	1.73	0.83	0.97	1.75	2.74	2.11	1.58	*	*	*	1.38
BH	-0.50	-0.16	0.29	0.45	-0.08	-0.39	0.25	0.45	-0.09	0.75	0.94	-0.93
LCo	-0.37	-1.07	-0.94	-1.05	-0.97	-0.39	0.25	0.45	-0.86	-0.96	-1.12	-0.93
JOIM	-0.63	-1.21	-1.41	-1.50	-1.64	-0.80	-1.09	-1.28	-0.48	0.11	0.28	-0.93
AW	-0.24	-0.16	-0.17	-0.15	-0.08	-0.80	-1.35	-1.54	-0.86	-0.96	-1.12	1.38
DK	-0.37	0.05	0.29	0.45	0.12	-0.60	-0.47	-0.47	-0.09	0.65	0.83	-0.01
FR	-0.63	0.19	0.45	0.60	0.26	-0.18	0.25	0.49	-0.48	0.11	0.28	-0.47
SD	-0.37	-0.23	-0.09	-0.08	-0.15	-0.39	-0.06	0.05	-0.09	0.65	0.83	0.92
HFa	0.15	-0.79	-0.79	-0.90	-0.63	-0.60	-0.47	-0.47	-0.86	-0.96	-1.12	-0.93
SP	-0.50	-1.21	-1.56	-1.58	-1.64	-0.60	-0.47	-0.47	-0.48	0.11	0.28	-0.93
LT	0.02	0.12	0.37	0.52	0.19	-0.39	-0.06	0.05	1.85	0.11	0.28	-0.01
MS-B	-0.11	0.89	1.14	1.23	0.39	1.49	1.70	1.51	1.08	1.40	1.22	0.46
NF	-0.89	-1.21	-1.18	-1.28	-1.64	-0.39	0.25	0.45	-0.86	-0.96	-1.12	-2.32
JJ	0.54*	1.22	1.31*	1.31*	2.33	0.60	1.91	1.54	1.85	1.94	1.33	1.38
HG	0.15	-0.16	-0.02	0.03	-0.08	-0.60	-0.47	-0.47	-0.48	0.11	0.28	-0.93
CSy	-0.24	-1.21	-1.56	-1.58	-1.64	-0.39	-0.37	-0.40	-0.86	-1.07	-1.32	-0.93
SG	0.54	-0.72	-0.87	-0.98	-0.56	-0.39	-0.37	-0.40	-0.86	-1.18	-1.52	-1.85
WM	0.02	2.22	2.69	1.68	1.75	0.86	1.03	1.23	0.69	0.81	0.96	1.84
FK	-0.50	-0.51	-0.40	-0.45	-0.97	-0.80	-1.09	-1.28	-0.48	0.11	0.28	0.92
BB	1.70	1.38	0.91	1.05	1.48	1.49	0.87	1.10	1.47	0.32	0.57	1.38

Appendix 4.7 (a)

SDa	-0.63	-0.51	0.06	0.15	-0.97	-0.18	0.77	0.99	-0.86	-0.96	-1.12	-0.93
AR	-0.76	-0.09	0.06	0.15	-0.01	-0.60	-0.47	-0.47	-0.86	-0.96	-1.12	-1.85
SH	0.41	0.54	0.68	0.86	0.53	0.03	0.15	0.40	1.47	1.08	1.10	0.92
JGr	-1.02	0.33	0.83	0.97	0.33	0.03	0.77	1.01	1.47	1.94	1.33	0.46
FD	-0.63	-0.65	-0.79	-0.90	-0.49	-0.18	0.25	0.49	-0.86	-0.96	-1.12	-0.01
JF	-0.24	0.19	0.22	0.33	0.26	-0.60	-0.73	-0.88	-0.48	-0.21	-0.07	0.46
KM	-0.24	0.12	0.14	0.22	0.19	-0.18	-0.06	0.05	1.47	1.94	1.33	-0.01
FLa	-0.24	-0.16	0.29	0.45	-0.08	-0.18	0.51	0.79	-0.09	0.75	0.94	-0.47
MP	-0.76	-0.23	0.14	0.22	-0.15	-0.60	-0.16	-0.05	0.69	1.51	1.26	-0.47
JH	-0.50	-0.65	-0.63	-0.75	-0.49	0.45	0.87	1.14	0.30	0.97	1.06	-0.93
VW	-0.37	-0.44	-0.56	-0.64	-0.35	-0.60	-0.73	-0.88	-0.86	-1.07	-1.32	1.38
NW	-0.11	0.40	0.68	0.86	0.39	-0.18	0.25	0.49	0.97	0.97	1.06	0.46
TB	0.28	0.68	0.45	0.60	0.73	0.24	-0.27	-0.19	-0.09	0.43	0.67	0.46
LCr	-0.50	0.33	0.83	0.97	0.33	-0.39	0.25	0.45	-0.86	-0.96	-1.12	-0.47
AG	-0.37	-0.23	0.14	0.22	-0.15	-0.18	0.51	0.79	-0.86	-0.96	-1.12	0.46
HF	4.04	*	*	*	*	2.74	1.91	1.54	2.24	0.43	0.67	1.38
JGj	1.06	0.82	-0.02	0.03	0.94	-0.18	-1.40	-1.56	-0.48	-0.96	-1.20	-0.01
NB	-0.50	-0.16	0.29	0.45	-0.08	-0.80	-0.68	-0.82	1.08	1.18	1.14	-0.47
JO	-0.37	-1.14	-1.02	-1.13	-1.03	-0.39	0.25	0.45	-0.48	0.32	0.55	-1.39
HB	-0.37	1.03	1.45	1.42	1.01	-0.18	-0.37	-0.40	1.08	1.18	1.14	0.46
FC	-0.11	0.40	0.52	0.67	0.39	1.49	1.70	1.51	0.69	1.08	1.10	0.46
HR	-0.24	1.17	1.45	1.42	1.21	0.86	1.03	1.23	1.08	1.40	1.22	0.46
FM	-0.11	-0.23	-0.63	-0.75	-0.15	1.07	1.29	1.36	-0.48	-0.21	-0.07	-0.47
KW	-0.11	1.31	1.84	1.57	1.35	0.24	0.41	0.67	-0.48	-0.16	-0.05	-0.01
NW	0.02	1.24	1.14	1.23	1.28	1.49	1.49	1.43	1.08	1.18	1.14	-0.01
VL	-1.15	-1.14	-1.02	-1.13	-1.03	0.03	0.77	1.01	-0.86	-0.96	-1.12	-0.47
OR	-0.37	0.26	0.76	0.90	-0.28	-0.39	0.25	0.45	-0.86	-2.04	-0.73	0.46
AR	0.02	1.73	2.15	1.65	1.75	0.03	0.20	0.38	1.08	1.40	1.22	1.38
FC	2.87	2.50	1.45	1.42	2.64	2.74	2.11	1.58	4.18	1.94	1.33	0.92
LCa	-0.11	0.61	0.37	0.52	0.67	-0.39	-0.37	-0.40	0.30	0.86	0.98	1.38
VJ	2.48	2.85	1.99	1.61	2.44	2.33	1.70	1.51	0.69	-0.21	-0.09	2.31
mean effect size	0.09	0.20	0.24	0.24	0.17	0.20	0.31	0.33	0.19	0.20	0.18	0.13
sd ES	1.10	1.00	0.96	0.93	1.02	1.05	0.92	0.89	1.07	1.04	1.01	1.04
incidence,no	2053	7051	6052	7052	6051	53	4053	4053	52	5052	15052	4053
% incidence	3.8	13.7	11.5	13.5	11.8	0	7.5	7.5	0	9.6	28.8	7.5

Appendix 4.7 (a)

Naming Vocab T - Score	Naming Vocab Centile	Basic No. Skills Skills	Basic No. Skills T - Score	Basic No. Skills Centile	Verbal Comp Comp	Verbal Comp T - Score	Verbal Comp Centile	Recall digits digits	Recall digits T - Score	Recall digits Centile	Verbal fluency Fluency
-1.02	-1.13	-1.02	-3.13	-0.43	-1.23	-1.20	-1.26	-1.67	-2.07	-2.01	-1.21
-1.48	-1.46	-1.81	-1.87	-1.82	-2.21	-1.46	-1.42	-1.94	-1.83	-1.85	-1.21
-0.21	-0.13	1.09	0.96	1.11	0.23	*	*	1.81	1.30	1.17	1.55
0.02	0.00	0.04	-0.61	-0.83	-0.26	-0.28	-0.41	-0.87	-1.35	-1.48	0.17
-0.56	-0.61	-0.09	0.23	0.26	0.72	0.77	0.81	-1.14	-1.11	-1.23	-0.52
-0.10	-0.02	-1.14	-1.14	-1.37	-0.26	-0.54	-0.66	-0.33	-0.14	-0.09	0.86
1.99	1.64	-0.36	0.12	0.19	1.69	1.69	1.68	-0.33	0.22	0.32	-1.21
0.60	0.72	0.83	1.12	1.28	1.21	1.56	1.60	0.47	0.82	0.87	0.17
0.14	0.22	1.75	0.44	0.62	0.23	*	*	1.01	-0.08	-0.38	0.86
-0.07	-0.09	-0.06	-0.43	-0.11	0.01	0.08	0.05	-0.33	-0.47	-0.52	-0.06
0.99	0.94	1.14	1.40	1.08	1.20	1.27	1.30	1.24	1.18	1.18	1.04
2009	2009	3009	3009	2009	2009	2007	2007	3009	4009	4009	3009
22.2	22.2	33.3	33.3	22.2	22.2	28.6	28.6	33.3	44.4	44.4	33.3
-1.02	-1.13	-0.75	-0.77	-1.09	-2.21	-2.11	-1.62	-1.41	-1.53	-1.65	-0.52
-1.02	-1.13	-1.15	-1.24	-1.52	-0.74	-1.06	-1.10	-0.33	-0.14	-0.09	0.86
-1.37	-1.41	-1.55	-1.56	-1.71	-1.72	-1.46	-1.42	0.20	0.58	0.68	-1.21
0.48	0.64	-0.75	-0.82	-1.09	0.23	-0.02	-0.07	-0.06	0.10	0.23	-1.21
-0.79	-0.84	-1.42	-1.14	-1.41	0.23	0.51	0.47	0.47	0.82	0.87	-0.52
0.43	0.59	-1.94	-1.98	-1.86	-0.74	-0.15	-0.19	-2.48	-2.25	-2.06	-1.21
-2.06	-1.72	-0.89	-0.72	-1.04	0.23	0.11	0.13	-1.94	-2.01	-1.99	-0.52
-0.56	-0.61	-1.15	-1.14	-1.37	-0.26	-0.28	-0.41	-0.87	-0.74	-0.85	-0.52
-1.02	-1.13	-1.68	-1.98	-1.86	-0.26	-0.54	-0.66	-1.14	-1.17	-1.34	0.86
-1.02	-1.13	-0.62	-0.61	-0.87	0.23	-0.02	-0.07	-0.87	-0.80	-0.93	-1.21
-0.80	-0.79	-1.19	-1.20	-1.38	-0.50	-0.50	-0.49	-0.84	-0.71	-0.71	-0.52
0.77	0.80	0.44	0.50	0.36	0.87	0.81	0.69	0.94	1.05	1.08	0.80
6010	6010	6010	6010	9010	2010	3010	3010	4010	4010	4010	4010
60	60	60	60	90	20	30	30	40	40	40	40
-0.56	-0.61	-1.15	-1.14	-1.37	-1.72	-1.46	-1.42	-0.06	0.34	0.40	-1.21
-1.19	-1.26	-1.15	-0.40	-0.53	-0.26	0.25	0.27	-1.67	-1.11	-1.25	-1.21
0.60	0.72	-0.62	-0.51	-0.66	0.72	0.77	0.81	0.20	0.58	0.68	-1.21
-0.04	-0.02	-0.49	-0.46	-0.64	-0.74	-1.00	-1.10	-1.67	-1.77	-1.87	-0.52
-1.02	-1.13	-0.23	0.02	0.00	-0.74	-0.80	-0.90	-0.60	-0.38	-0.40	-1.21
-0.10	-0.02	-1.15	-1.24	-1.52	0.23	-0.02	-0.07	-0.87	-0.86	-0.97	0.17

Appendix 4.7 (a)

-1.02	-1.13	-0.09	0.02	-0.04	0.72	0.51	0.57	-0.33	-0.14	-0.09	1.55
1.64	1.53	0.04	0.12	0.11	1.21	1.43	1.48	-0.33	-0.14	-0.09	0.17
0.14	0.24	0.43	0.33	0.41	0.23	0.51	0.47	0.74	0.82	0.83	0.17
-1.25	-1.30	0.17	0.02	0.00	1.21	1.29	1.35	-0.87	-1.71	-1.78	-1.21
-0.33	-0.34	-0.23	0.28	0.37	-0.26	-0.02	-0.09	-0.87	-0.50	-0.51	-1.21
0.14	0.24	0.17	0.75	0.94	-0.74	-0.41	-0.58	-0.60	-0.14	-0.09	-0.52
1.06	1.23	1.62	0.23	0.28	1.21*	*	0.74	0.74	-0.62	-0.66	1.55
-0.04	-0.02	-0.49	-0.46	-0.64	-2.21	-2.11	-1.62	0.47	0.64	0.74	0.17
0.43	0.59	0.96	-0.19	-0.25	0.23	0.77	0.81	1.01	-0.02	0.02	-0.52
1.64	1.53	-0.36	-0.35	-0.47	0.23	-0.02	-0.07	-0.87	-0.86	-0.97	-0.52
1.41	1.42	0.30	0.23	0.24	0.23	-0.15	-0.25	0.74	0.58	0.72	0.86
0.43	0.59	-0.89	-0.09	-0.11	-0.74	-0.15	-0.19	1.81	1.42	1.21	0.17
-0.33	-0.61	0.83	-0.30	-0.47	0.72*	*	1.28	1.28	0.34	0.40	-0.52
0.08	0.08	-0.12	-0.17	-0.23	-0.03	-0.04	-0.03	-0.09	-0.19	-0.19	-0.27
0.90	0.95	0.75	0.49	0.61	0.95	0.93	0.90	0.98	0.85	0.89	0.90
4019	4019	3019	2019	2019	2019	2017	3017	2019	3019	3019	6019
21.1	21.1	15.8	10.5	10.5	10.5	11.8	17.6	10.5	15.8	15.8	31.6
1.18	1.31	1.62	-0.19	-0.26	-0.74*	*		1.81	-0.26	-0.34	0.86
1.29	1.34	-0.09	0.54	0.66	1.21	1.69	1.68	0.74	1.18	1.12	1.55
1.06	1.23	1.89	1.59	1.52	1.21*	*		1.54	0.82	0.83	0.86
-0.79	-0.84	-1.15	-0.72	-1.04	-0.26	-0.02	-0.09	-0.06	0.46	0.61	0.86
-0.79	-0.84	-0.62	-0.19	-0.21	-1.72	-1.20	-1.24	0.74	1.18	1.12	0.17
-1.02	-1.11	-1.68	-1.77	-1.79	-0.74	-0.80	-0.90	-0.06	0.34	0.40	0.17
1.64	1.53	-0.23	-0.19	-0.30	0.72	0.51	0.57	0.47	0.64	0.74	-1.21
1.00	1.12	0.04	1.59	1.52	0.23	1.29	1.44	-0.87	0.58	0.72	-1.21
-0.56	-0.61	-0.36	-0.19	-0.21	1.21	1.56	1.60	0.20	0.58	0.68	-0.52
1.06	1.23	-1.15	-1.14	-1.37	1.21	1.56	1.60	-1.14	-1.11	-1.23	-1.21
-1.02	-1.13	-1.02	-0.93	-1.22	-0.74	-0.80	-0.90	-0.06	0.34	0.40	-0.52
-1.02	-1.13	-1.94	-2.29	-1.94	-0.26	-0.28	-0.41	-1.14	-1.11	-1.23	-1.21
0.02	0.01	0.04	0.33	0.41	1.21	1.56	1.60	0.47	0.82	0.87	0.17
0.48	0.64	2.15	2.32	1.71	-0.74	-1.06	-1.10	-2.48	-2.91	-2.23	-0.52
-1.89	-1.67	0.17	0.75	0.94	-1.23	-0.93	-1.02	-0.33	0.22	0.32	-0.52
1.64	1.53	0.83	0.96	1.18	1.21	1.43	1.48	1.01	0.22	0.32	0.17
-1.02	-1.13	-0.36	-0.19	-0.21	-1.72	-1.46	-1.42	0.47	0.82	0.87	1.55
-1.02	-1.13	-0.36	-0.30	-0.47	0.23	-0.02	-0.07	-0.87	-0.86	-0.97	0.17
-1.71	-1.61	0.70	0.91	1.09	0.23	-0.02	-0.07	-0.60	-0.50	-0.55	1.55
2.10	1.68	0.96	1.12	1.28	1.69	1.43	1.48	1.54	1.42	1.21	1.55
1.06	1.23	0.04	0.33	0.41	0.72	0.77	0.81	-0.33	-0.02	0.02	0.17
0.60	0.75	0.70	0.33	0.43	0.23	-0.15	-0.27	-0.33	-1.83	-1.89	0.86

Appendix 4.7 (a)

-0.44	-0.43	-0.23	0.65	0.82	-0.26	0.25	0.27	-0.06	0.70	0.76	-1.21
-1.71	-1.61	-0.62	-0.51	-0.66	-1.23	-1.20	-1.26	1.01	1.18	1.14	-0.52
0.95	1.12	1.89	1.85	1.61	-0.26	-0.54	-0.66	0.20	-0.32	-0.36	-0.52
0.71	0.86	-0.49	0.02	0.04	-0.26	-0.02	-0.09	-0.06	0.46	0.61	0.17
0.02	0.01	-0.36	-0.19	-0.21	-0.26	-0.28	-0.41	0.47	0.82	0.87	0.86
0.48	0.64	0.04	0.12	0.11	1.21	1.43	1.48	1.01	1.06	1.04	-1.21
-0.04	-0.02	0.70	0.59	0.81	0.23	-0.61	0.15	0.74	0.82	0.91	-0.52
-0.33	-0.34	0.30	0.96	1.11	0.23	0.51	0.47	-0.06	0.46	0.61	0.86
-0.33	-0.34	-0.36	0.12	0.19	-1.23	-0.93	-1.02	-1.67	-1.47	-1.59	-1.21
-1.02	-1.13	-0.09	0.23	0.26	0.23	0.11	0.13	-0.60	-0.38	-0.40	-0.52
1.64	1.53	0.57	0.65	0.81	0.72	0.51	0.57	0.47	0.64	0.74	-1.21
0.60	0.72	0.43	0.70	0.90	1.21	1.56	1.60	-0.06	0.34	0.40	2.24
0.48	0.66	-0.36	-0.30	-0.47	-0.74	-1.06	-1.10	0.47	1.42	1.21	1.55
-0.33	-0.34	0.83	1.49	1.48	-1.72	-1.20	-1.24	-0.06	0.46	0.61	0.17
0.71	0.86	-1.02	-0.61	-0.88	-0.74	-0.41	-0.58	1.01	1.36	1.19	-0.52
0.14	0.24	1.62	-0.93	-1.22	1.21	*	*	1.01	-0.56	-0.62	1.55
-0.90	-1.06	0.96	0.44	0.62	0.23	*	*	0.74	0.22	0.32	0.17
-0.33	-0.34	1.09	1.22	1.35	-0.26	-0.02	-0.09	-0.06	-0.02	0.02	0.17
-1.14	-1.24	-0.62	-0.19	-0.21	-0.26	-0.02	-0.09	-1.14	-0.74	-0.91	-0.52
0.37	0.46	1.23	0.44	0.56	1.21	1.29	1.35	1.54	1.30	1.17	0.86
0.48	0.64	0.57	0.59	0.88	1.21	1.43	1.48	1.54	1.42	1.21	1.55
-0.33	-0.39	0.96	0.96	1.14	0.72	0.51	0.57	-0.06	0.10	0.23	1.55
-0.56	-0.61	-0.23	-0.19	-0.30	-2.21	-2.11	-1.62	0.20	0.40	0.51	0.86
-0.04	-0.02	0.83	0.96	1.18	-0.26	-0.54	-0.66	-0.06	0.10	0.23	-1.21
-0.21	-0.25	0.96	0.96	1.18	1.21	1.29	1.35	0.20	0.22	0.34	-0.52
-0.33	-0.34	0.30	0.96	1.11	-1.23	-0.93	-1.02	1.01	1.24	1.19	1.55
0.71	0.86	-0.23	0.28	0.37	-0.74	-0.41	-0.58	1.01	1.36	1.19	0.17
1.64	1.53	1.75	2.32	1.71	1.21	1.43	1.48	0.47	0.64	0.74	0.86
-0.21	-0.25	2.28	1.80	1.60	1.69	*	*	0.20	-1.35	-1.53	2.24
1.64	1.53	0.17	0.23	0.26	0.23	-0.02	-0.09	1.28	1.24	1.15	0.86
2.33	1.71	1.75	0.75	0.94	1.21	*	*	1.81	0.70	0.78	-1.21
0.13	0.13	0.28	0.36	0.36	0.10	0.11	0.11	0.25	0.28	0.29	0.21
1.03	1.02	0.97	0.92	0.94	1.00	1.01	1.04	0.89	0.92	0.89	1.03
10053	11053	6053	3053	6053	8053	7047	10047	5053	6053	6053	10053
18.9	20.8	11.3	5.7	11.3	15.1	14.9	21.3	9.4	11.3	11.3	18.9

Appendix 4.7 (a)

Verbal fluency T - Score	Verbal fluency Centile	V-T Matching Matching	V-T Matching T - Score	V-T Matching Centile	Visual Recognitn Recognitn	Visual Recognitn T - Score	Visual Recognitn Centile	Match L-L-F	Match L-L-F L-L-F	Match L-L-F T - Score	Match L-L-F Centile	IQ Score	Pegboard 1
-1.24	-1.39	-0.43	-0.80	-0.94	-0.62	-0.64	-0.63	0.05	0.39	0.57	-1.44	-1.66	
-1.24	-1.39	-1.26	-0.91	-1.12	-2.21	-2.33	-2.11	-1.22	-0.56	-1.03	-2.37	-4.00	
1.34	1.37	1.49	1.28	1.30	0.02	-0.45	-0.44	0.81	0.29	0.45	0.83	1.29	
0.26	0.35	-0.16	-0.49	-0.64	1.30	1.09	1.01	1.32	0.96	1.25	-0.52	-0.57	
-0.36	-0.47	0.12	0.34	0.45	0.34	0.66	0.82	0.81	0.96	1.31	0.07	-0.30	
0.77	0.94	-1.26	-1.38	-1.50	-1.25	-1.41	-1.62	-0.97	-0.66	-1.15	-1.53	0.26	
-1.24	-1.39	0.66	1.07	1.18	-1.57	-1.41	-1.62	-0.97	-0.28	-0.57	0.49	-0.42	
0.26	0.35	0.66	0.86	1.04	-0.30	0.03	0.19	-0.20	0.20	0.27	0.83	-0.24	
0.77	0.94	0.66	-0.18	-0.15	0.98	0.03	0.21	1.32	*	0.41	0.41	0.28	
-0.08	-0.08	0.05	-0.02	-0.04	-0.37	-0.49	-0.47	0.11	0.16	0.14	-0.36	-0.59	
0.99	1.11	0.93	0.95	1.07	1.17	1.09	1.12	1.01	0.62	0.96	1.17	1.50	
3009	3009	2009	1009	2009	3009	3009	3009	1009	8	2008	3009	2009	
33.3	33.3	22.2	11.1	22.2	33.3	33.3	33.3	11.1	0	25	33.3	22.2	
-0.36	-0.49	-1.53	-1.64	-1.66	-0.94	-1.03	-1.17	-1.73	-4.65	-2.03	-2.12	0.57	
0.77	0.94	-0.43	-0.59	-0.73	-0.30	-0.16	-0.01	-0.71	-0.52	-0.89	-1.44	-0.45	
-1.24	-1.39	-0.43	-0.39	-0.43	-1.89	-1.94	-1.97	-1.47	-1.04	-1.55	-1.36	-0.60	
-1.24	-1.39	-1.26	-1.38	-1.50	-1.25	-1.41	-1.62	-1.22	-0.94	-1.43	-0.69	0.84	
-0.36	-0.47	-1.26	-1.74	-1.70	-0.94	-0.83	-0.97	0.30	-0.18	-0.43	-1.36	-1.28	
-1.24	-1.39	-2.08	-1.69	-1.68	0.02	0.47	0.68	-1.22	-0.56	-1.03	-1.19	*	
-0.36	-0.47	-0.43	-0.39	-0.43	1.30	1.48	1.11	-0.46	0.01	-0.09	-0.85	-4.23	
-0.36	-0.47	-1.26	-1.22	-1.35	-1.57	-1.65	-1.80	-1.47	-0.94	-1.39	-1.61	-0.60	
0.77	0.94	-1.53	-1.53	-1.63	-0.30	-0.16	-0.01	-1.22	-0.94	-1.43	-1.70	0.29	
-1.24	-1.39	-0.71	-0.80	-1.01	0.02	0.13	0.39	-0.97	-0.66	-1.15	-0.94	0.34	
-0.49	-0.56	-1.09	-1.14	-1.21	-0.58	-0.51	-0.54	-1.02	-1.04	-1.14	-1.33	-0.57	
0.78	0.90	0.57	0.54	0.52	0.93	1.06	1.11	0.60	1.32	0.56	0.43	1.53	
4010	4010	6010	6010	7010	3010	4010	4010	6010	2010	7010	7010	2009	
40	40	60	60	70	30	40	40	60	20	70	70	22.2	
-1.24	-1.39	-0.43	-0.39	-0.43	-1.57	-1.65	-1.80	-0.97	-0.52	-0.89	-1.36	0.83	
-1.24	-1.39	-1.26	-0.59	-0.75	-1.25	-0.83	-0.88	0.56	0.96	1.25	-1.11	-0.62	
-3.57	-0.56	0.12	0.13	0.19	-0.62	-0.45	-0.39	-0.97	-0.66	-1.15	0.15	-0.39	
-0.36	-0.49	-0.43	-0.59	-0.73	-0.30	-0.16	-0.01	1.06	1.05	1.41	-1.19	-0.52	
-1.24	-1.39	-1.53	-0.91	-1.06	-1.89	-1.51	-1.65	-0.97	-0.28	-0.57	-1.11	-0.31	
0.26	0.35	0.12	0.13	0.17	0.34	0.52	0.72	-0.20	0.01	-0.07	-0.60	0.47	

1.34	1.37	0.66	0.65	0.88	0.66	0.81	0.91	-0.20	0.01	-0.07	0.24	0.89
0.26	0.29	1.49	1.64	1.42	0.34	0.52	0.72	0.30	0.39	0.55	1.16	0.25
0.26	0.35	0.94	0.65	-0.18	1.30	1.48	1.11	1.57	1.15	1.45	1.00	-0.08
-1.24	-1.39	-0.16	-0.59	-0.75	0.98	0.42	0.60	-1.73	-4.65	-2.03	-0.77	0.55
-1.24	-1.39	-0.43	-0.07	-0.08	-0.62	-0.26	-0.17	-0.71	-0.09	-0.19	-0.43	*
-0.36	-0.49	-0.43	-0.07	-0.08	1.30	1.48	1.11	-0.46	0.20	0.19	0.49	0.08
1.34	1.37	2.03	1.49	1.37	0.66	-0.35	-0.32	1.06	-0.37	-0.67	0.49	0.44
0.31	0.37	1.21	1.38	1.34	-1.25	-1.41	-1.62	1.32	1.24	1.57	-0.94	0.63
-0.36	-0.47	0.39	-0.18	-0.18	0.66	1.09	1.01	2.08	*	0.83	-0.03	-0.03
-0.36	-0.47	-0.71	-0.80	-1.01	0.98	1.19	1.04	*	0.20	0.25	-0.27	0.75
0.77	0.94	1.21	1.70	1.44	0.34	0.13	0.38	-0.71	-0.94	-1.39	0.83	1.33
0.26	0.35	1.76	1.49	1.37	-1.57	-1.90	-1.96	-1.47	-0.94	-1.43	-0.10	-0.38
-0.36	-0.47	0.12	-0.54	-0.66	0.34	-0.64	-0.64	1.06	0.20	0.29	0.15	1.07
-0.36	-0.24	0.25	0.24	0.12	-0.06	-0.08	-0.10	0.03	-0.17	-0.08	-0.13	0.27
1.14	0.92	1.00	0.91	0.90	1.04	1.06	1.07	1.13	1.31	1.07	0.81	0.59
6019	5019	2019	19	2019	4019	3019	3019	1018	1018	3018	4019	18
31.6	28.3	10.5	0	10.5	21.1	15.8	15.8	5.6	5.6	16.7	21.1	0
0.77	0.94	2.31	1.70	1.44	1.61	0.23	0.43	0.81	-0.56	-0.95	0.83	0.98
1.34	1.37	0.39	0.86	1.04	-0.62	-0.26	-0.17	-0.71	-0.09	-0.19	1.16	0.75
0.77	0.94	1.21	0.97	1.09	0.66	-0.11	0.07	2.08	1.62	1.73	1.75	-0.21
0.77	0.94	-0.43	-0.07	-0.08	-2.21	-2.33	-2.11	-0.97	-0.28	-0.57	-0.60	-0.60
0.26	0.35	-0.16	-0.39	-0.46	0.34	0.71	0.87	0.05	-0.23	-0.45	-0.27	-0.41
0.26	0.35	-0.71	-0.59	-0.76	-1.25	-1.32	-1.50	-0.97	-0.52	-0.89	-1.28	-1.06
*												
-1.24	-1.39	0.94	1.07	1.16	0.98	1.19	1.04	0.56	0.58	0.85	0.49	0.38
-0.36	-0.47	-0.43	1.02	1.14	-0.94	0.13	0.39	0.05	0.39	0.57	1.08	-0.26
-0.36	-0.47	0.39	0.65	0.84	-0.94	-0.83	-0.97	-0.46	0.01	-0.09	0.24	1.04
-1.24	-1.39	0.39	0.65	0.84	0.66	1.00	0.97	0.05	0.39	0.57	0.49	0.02
-0.36	-0.47	-1.80	-1.84	-1.73	0.02	0.32	0.56	-1.47	-1.04	-1.55	-1.11	0.00
-1.24	-1.39	-0.98	-0.91	-1.12	-0.94	-0.83	-0.97	-1.73	-1.42	-1.79	-1.44	0.65
0.26	0.35	0.39	0.65	0.84	0.98	1.24	1.06	-0.20	0.20	0.27	0.91	-0.34
-0.36	-0.47	0.39	0.24	0.38	0.02	-0.21	-0.07	*	*	*	0.49	*
-0.36	-0.49	-0.43	-0.07	-0.08	-0.94	-0.64	-0.66	-0.20	0.39	0.59	-0.69	-1.88
0.26	0.35	0.66	0.24	0.42	1.61	1.29	1.08	0.30	0.39	0.55	1.92	0.06
1.34	1.37	-1.26	-1.22	-1.35	0.66	1.00	0.97	-0.46	0.01	-0.09	-0.43	0.13
0.26	0.35	0.66	0.65	0.88	-0.62	-0.64	-0.63	-0.97	-0.66	-1.15	-0.77	0.20
1.34	1.37	0.94	1.07	1.16	-0.94	-1.03	-1.17	-0.71	-0.52	-0.89	-0.60	0.80
1.34	1.37	1.21	1.38	1.34	1.30	1.38	1.09	*	0.58	0.85	2.17	-2.20
0.26	0.35	0.39	0.65	0.84	0.98	1.29	1.08	-1.22	-0.75	-1.27	0.57	*
0.77	0.94	1.49	0.86	1.04	0.98	0.03	0.21	1.32	0.29	0.33	0.24	0.24

Appendix 4.7 (a)

-1.24	-1.39	-0.43	0.24	0.38	-0.62	-0.16	0.05	-0.20	0.39	0.57	0.15	0.35
-0.36	-0.47	0.39	0.65	0.84	-0.94	-0.98	-0.99	-0.46	0.01	-0.09	-0.85	-0.55
-0.36	-0.47	1.49	1.28	1.30	0.98	0.42	0.65	0.81	0.20	0.21	1.00	0.02
0.26	0.35	-0.16	0.24	0.42	-0.30	0.13	0.36	1.32	0.39	0.61	0.83	0.46
0.77	0.94	-0.98	-0.91	-1.12	-1.25	-1.32	-1.50	0.05	0.39	0.57	-0.60	1.11
-1.24	-1.39	-0.16	-0.18	-0.15	-0.62	-0.64	-0.63	0.05	0.20	0.25	0.15	0.94
-0.36	-0.47	0.94	1.07	1.16	0.34	0.52	0.72	1.06	1.05	1.41	0.83	0.12
0.77	0.94	-0.71	-0.39	-0.43	1.30	1.48	1.11	0.56	0.96	1.25	0.83	0.75
-1.24	-1.39	-0.71	-0.39	-0.43	0.66	1.09	1.01	0.81	1.05	1.41	-0.01	-2.02
-0.36	-0.47	-0.16	0.03	0.10	0.34	0.66	0.82	-0.20	0.20	0.27	0.32	-0.99
-1.24	-1.39	0.12	0.13	0.17	0.98	1.19	1.04	-1.22	-0.94	-1.43	0.57	0.96
2.01	1.61	0.39	0.65	0.84	0.98	1.29	1.08	1.57	1.77	1.79	1.25	0.45
1.34	1.37	1.49	1.38	1.34	0.34	0.13	0.38	1.32	1.01	1.35	0.24	-0.52
1.29	-0.02	-0.98	-0.70	-0.87	0.34	0.71	0.87	0.05	-0.23	-0.45	-0.01	-0.75
-0.36	-0.47	-0.71	-1.01	-1.20	-1.25	-1.03	-1.19	-0.71	-0.09	-0.19	-0.35	0.89
1.34	1.37	*	*	*	1.93	1.00	1.97	1.57	0.29	0.33	0.66	-0.60
0.26	0.35	-0.43	-2.83	-0.43	-0.30	-1.03	-1.21	0.81	0.20	0.21	-1.02	0.46
0.26	0.35	-0.98	-1.27	-1.43	0.66	0.66	0.82	-0.46	0.20	0.19	0.15	1.71
-0.36	-0.47	-0.43	-0.07	-0.08	-0.30	0.13	0.36	0.05	0.58	0.85	-0.27	0.11
0.83	1.00	0.94	0.97	1.09	0.34	0.32	0.56	0.30	0.20	0.25	1.08	0.84
1.34	1.37	0.12	0.08	0.17	0.02	0.18	0.39	2.08	2.19	1.89	1.33	0.13
1.24	1.37	-0.16	-0.13	-0.18	1.30	1.38	1.09	0.81	0.86	1.19	1.00	0.63
0.77	0.94	-0.98	-1.06	-1.26	-0.30	-0.16	-0.01	-0.71	-0.52	-0.89	-0.52	0.71
-1.24	-1.39	-0.16	-0.18	-0.18	-0.30	-0.16	-0.01	0.56	0.58	0.85	0.07	-0.98
-0.36	-0.47	1.21	1.23	1.28	1.30	1.29	1.08	0.56	0.39	0.55	1.50	1.00
1.34	1.37	-1.80	-1.53	-1.59	0.02	0.47	0.68	-0.46	0.20	0.19	-0.10	0.03
0.26	0.35	-1.53	-1.22	-1.35	0.98	1.38	1.09	1.06	1.34	1.61	0.24	0.31
0.72	0.94	1.76	1.80	1.48	0.98	1.19	1.04	0.81	0.86	1.19	2.09	*
1.96	1.61	2.03	1.59	1.41	0.34	-0.93	-1.09	1.57	0.58	0.83	1.33	1.60
0.77	0.94	0.12	0.13	0.17	-0.62	-0.64	-0.63	-0.46	-0.28	-0.51	0.57	0.15
-1.24	-1.39	0.66	-0.18	-0.15	1.61	0.81	0.91	0.56	-0.56	-0.93	1.42	0.03
0.24	0.21	0.11	0.14	0.20	0.20	0.21	0.22	0.17	0.23	0.23	0.36	0.11
0.93	0.99	0.97	0.98	0.95	0.93	0.91	0.89	0.92	0.70	0.91	0.87	0.84
9052	9052	4052	8052	9052	4053	6053	7053	4051	2052	5052	4053	4050
17.3	17.3	7.7	15.4	17.3	7.5	11.3	13.2	7.8	3.8	9.6	7.5	8

Pegboard 2	Pegboard 3	Pegboard 4	Pegboard 5	mean pegboard time	Median time pegboard	Preposition %	Beads	Visual Search 1 (secs)	VS 2	VS 3	VS 4	VS 5	VS 6	VS 7	VS 8	VS 9	VS 10	
-1.80	-2.46	-1.78	-1.19	-2.16	-2.38	-0.98	-1.45	-1.15	-0.16	-1.22	-1.40	0.43	0.04	0.59	0.74	-0.14	0.33	
-2.35	-1.61	-4.55	-4.99	-4.45	-4.46*		-1.16	-0.36	-1.46	-0.36	0.44	0.30	-1.39	1.08	0.60	-1.11	0.37	
0.74	0.41	1.40	0.83	1.18	0.93	0.77	2.64	1.06	0.89	-1.22	0.25	-2.47	-0.18	0.62	0.35	0.88	0.51	
-2.21	-1.35	-1.02	-1.05	-1.53	-1.40	-0.10	1.18	0.20	1.04	-1.22	-1.40	0.87	-0.73	0.94	0.84	0.88	0.05	
0.25	0.71	1.11	-0.19	0.32	0.19	-0.10	0.01	0.68	-1.46	-1.22	1.04	0.57	0.83	1.03	0.28	-0.95	0.01	
0.36	0.53	0.42	1.00	0.66	0.65	0.77	-0.28	-1.15	-1.46	-1.22	-1.40	0.87	-1.39	0.41	0.60	0.06	-2.77	
-1.24	-0.16	-1.14	-2.36	-1.38	-0.96	0.77	-1.16	0.37	0.96	-1.22	0.25	-0.08	0.97	0.62	-1.61	0.76	0.44	
-0.11	-1.07	0.03	0.69	-0.12	-0.25	0.77	-1.16	1.08	-0.18	-1.22	-1.40	0.33	-1.39	0.97	0.88	0.64	-0.38	
0.45	0.89	0.76	0.84	0.79	0.94	-0.98	0.30	-1.15	-1.46	0.36	0.90	0.53	1.19	1.06	0.18	0.61	0.33	
-0.66	-0.46	-0.53	-0.71	-0.74	-0.75	0.12	-0.12	-0.05	-0.37	-0.95	-0.30	0.15	-0.23	0.81	0.32	0.18	-0.12	
1.24	1.20	1.86	1.98	1.81	1.79	0.78	1.35	0.94	1.13	0.56	1.07	1.03	1.06	0.25	0.78	0.77	1.03	
4009	4009	4009	4009	4009	3009	8	4009	3009	4009	7009	4009	1009	3009	3009	9	1009	1009	1009
44.4	44.4	44.4	44.4	44.4	33.3	0	44.4	33.3	44.4	77.8	44.4	11.1	33.3	0	11.1	11.1	11.1	
-0.33	1.05	0.01	0.85	0.56	0.40	-1.85	0.01	-0.77	1.09	0.56	-0.18	0.13	-0.46	0.41	0.07	-0.33	0.69	
-3.08	0.36	0.75	-0.75	-0.88	-1.01	0.77	-0.57	-1.15	-1.46	-1.22	0.47	-1.26	1.27	-1.17	0.07	0.02	0.69	
-0.49	-0.57	-0.50	0.34	-0.42	-0.55	-0.98	0.30	0.91	0.18	-1.22	-0.09	-2.47	-1.39	0.97	-0.03	-0.33	0.76	
0.58	0.86	1.14	0.81	1.05	0.89	-0.10	0.59	0.68	-1.98	0.28	-0.97	0.84	-1.39	-1.78	0.74	0.37	0.37	
-0.26	-1.52	-0.31	-2.79	-1.62	-1.58	0.77	-1.45	-1.15	-0.71	-1.22	-1.40	-0.24	-0.87	0.65	0.74	0.25	0.19	
-2.81	-2.12	-0.96	-0.77	-1.91	-1.81*		-0.57	-1.15	0.99	1.00	0.87	0.57	-1.39	-1.78	-0.24	0.84	-1.27	
-1.05	-0.33	-1.06	-0.63	-1.91	-1.18	-0.10	-0.57	-1.15	-1.46	1.34	-1.40	0.87	-1.39	0.70	0.39	0.72	0.76	
-0.85	-0.08	-1.81	0.11	-0.74	-1.19	-0.10	-0.57	-1.15	-1.46	-1.22	-1.40	-2.47	-1.39	-1.78	0.42	-2.98	-2.77	
-1.27	-1.50	-0.21	-0.38	-0.72	-0.82	-2.73	-0.87	-1.15	0.23	-0.29	0.64	0.50	-1.39	1.08	0.84	0.57	-0.84	
-0.23	0.31	0.59	0.12	0.27	0.09	-1.85	-0.87	1.01	-1.46	0.13	0.25	-1.93	1.30	-0.09	0.88	0.22	0.76	
-0.98	-0.35	-0.24	-0.31	-0.63	-0.68	-0.69	-0.46	-0.51	-0.60	-0.18	-0.32	-0.55	-0.71	-0.28	0.39	-0.06	-0.07	
1.16	1.07	0.90	1.06	1.02	0.88	1.24	0.60	0.96	1.13	0.99	0.90	1.36	1.10	1.22	0.40	1.10	1.19	
4010	3010	2010	1010	3010	5010	3009	1010	6010	5010	4010	3010	4010	6010	4010	10	1010	2010	
40	30	20	10	30	50	33.3	10	60	50	40	30	40	60	40	0	10	20	
0.71	0.61	0.91	0.61	0.92	0.76	-1.85	-1.16	1.01	1.02	-1.73	1.38	-1.56	0.78	-1.78	0.88	-2.98	0.26	
0.33	-2.11	-0.31	0.20	-0.55	-0.05	-0.10	-1.16	-1.15	0.91	1.11	-1.40	0.84	-0.10	0.09	0.21	0.64	-0.20	
-3.12	-1.85	0.49	-0.07	-1.21	-0.92	-0.98	-1.16	-1.15	-1.46	-1.22	-1.40	0.87	-0.46	0.70	0.77	0.88	-2.23	
0.09	-1.27	-0.59	-0.92	-0.79	-1.11	-0.98	-0.87	-1.15	0.60	1.18	-1.40	0.50	-1.39	-1.58	-0.31	-0.52	0.37	
-0.24	-1.00	0.24	0.83	-0.07	-0.43*		-1.16	-1.15	-0.16	-0.85	0.44	-0.51	0.26	0.82	0.25	0.72	0.30	
-0.04	0.06	-0.19	0.98	0.38	0.14	-0.98	-1.45	1.29	1.02	1.11	-1.40	-1.60	0.26	-0.32	-2.87	-0.25	-0.42	

0.14	0.91	0.94	0.44	0.81	0.85	0.77	-0.87	-1.15	-1.46	-1.22	0.53	0.87	-0.13	-0.61	-0.59	-0.17	0.72
0.41	0.79	-0.61	-0.77	0.00	-0.04	-0.10	0.01	-1.15	-1.46	0.54	-1.40	0.40	0.48	1.08	-2.59	0.64	0.76
0.13	0.68	-0.69	-0.05	0.01	-0.35	0.77	0.89										
0.44	0.49	0.13	0.33	0.50	0.42	0.77	-0.57	1.36	0.94	1.31	0.27	0.70	1.08	0.91	-1.86	0.53	-0.10
-0.59	0.29	0.26	-1.58	-0.53	-0.24	-0.98	0.59	0.63	-1.46	1.05	0.70	0.26	0.59	-0.41	0.18	0.80	0.69
0.10	-0.18	-0.05	-0.51	-0.15	-0.13	0.77	0.01	-0.08	0.02	-1.22	-0.15	-2.47	-1.39	-1.78	-2.59	-0.02	0.62
1.23	1.07	0.74	-0.04	0.81	1.05	-0.10	0.59	0.91	-1.46	1.16	1.04	0.67	1.33	1.00	0.77	0.88	-1.80
0.92	0.39	0.09	0.79	0.74	0.50	0.77	1.76	-1.15	-1.46	0.56	0.44	0.74	0.92	0.12	0.81	0.84	0.37
0.59	0.63	0.50	0.30	0.47	0.62	0.77	1.76	-1.15	-0.05	0.72	1.21	0.06	0.94	-0.55	-0.28	0.10	0.40
0.48	-0.94	0.10	-0.58	-0.02	0.38	0.77	-1.16	-1.15	0.49	0.46	1.38	0.57	0.34	-0.14	0.88	-1.62	0.55
0.30	0.76	0.36	1.16	1.03	0.90	0.77	-1.16	0.96	0.55	0.93	1.15	-0.08	0.86	0.82	0.39	0.57	0.12
0.92	0.80	0.33	-0.03	0.37	0.62	0.77	-0.57	0.02	0.42	0.77	-1.40	0.67	0.18	0.56	0.74	-0.25	-0.06
0.84	0.93	0.23	0.41	0.88	0.93	0.77	1.76	0.47	0.42	1.34	1.15	0.33	0.92	-0.67	-0.49	-0.14	-1.52
0.19	0.06	0.15	0.08	0.19	0.21	0.09	-0.21	-0.21	-0.14	0.33	0.06	0.07	0.30	-0.10	-0.32	0.04	-0.07
0.91	0.99	0.48	0.71	0.64	0.63	0.88	1.11	1.03	1.01	1.05	1.14	0.98	0.77	0.95	1.29	0.99	0.89
1019	3019	19	1019	1019	1019	1018	7019	9018	6018	4018	5018	3018	2018	3018	4018	2018	3018
5.3	15.8	0	5.3	5.3	5.3	5.6	36.8	50	33.3	22.2	27.8	16.7	11.1	16.7	22.2	11.1	16.7
1.37	0.99	1.30	0.89	1.37	1.15	0.77	2.34	0.73	0.96	0.69	1.27	0.70	1.05	1.06	0.88	0.88	0.65
0.08	0.90	-0.60	-0.20	0.25	-0.03	0.77	-0.28	1.26	0.31	-0.60	0.25	0.30	1.05	0.76	-0.94	0.61	0.15
0.46	1.17	1.03	0.96	0.81	1.10	0.77	1.18	0.65	0.91	1.26	-0.55	-0.68	1.25	-0.23	0.88	0.57	0.72
0.62	-0.32	-1.28	-0.71	-0.55	-1.05	0.77	1.18	-1.15	1.09	-0.36	0.84	0.47	-0.57	0.32	0.77	0.18	0.01
-0.81	-0.06	-0.16	0.09	-0.33	-0.15	0.77	0.01	1.21	0.62	-0.31	-1.40	-1.83	1.03	0.12	-1.89	-1.58	-0.70
-0.39	-0.29	-1.44	-1.90	-0.90	-0.92	-0.98	-1.45	-1.15	-0.21	-1.22	-1.40	0.36	-1.39	-1.78	-0.03	-2.98	-2.77
-0.19	-2.19	1.24	-0.51	-0.31	-0.37	0.77	0.01	0.91	-1.46	0.44	-1.40	0.23	-1.39	0.70	0.49	0.80	0.44
0.46	0.17	0.56	0.65	0.39	0.46	0.77	-0.57	1.03	0.26	1.03	0.05	0.26	0.40	0.79	0.14	0.76	0.62
1.43	0.54	0.75	0.37	1.04	1.06	0.77	-0.87	-1.15	-1.46	-1.22	-0.55	-0.62	-1.39	0.56	-0.56	-1.85	0.37
-0.29	-0.23	-0.74	0.14	-0.23	-0.36	-0.10	0.01	-1.15	-0.11	0.95	-1.28	0.60	0.53	-1.78	-2.59	0.64	0.74
-1.61	-0.28	0.31	0.57	-0.23	-0.23	-0.10	1.18	-1.15	-1.46	-1.22	-1.40	-2.03	-1.39	-0.67	0.25	-2.36	0.74
0.73	0.25	-1.34	-0.61	-0.03	0.34	0.77	-0.87	-1.15	-1.46	-1.22	0.87	0.36	-1.39	0.38	-0.03	0.53	0.65
-0.28	-1.08	-1.99	-0.07	-0.84	-0.86	0.77	-0.57	1.34	-1.46	-1.22	0.87	0.36	-1.39	0.38	-0.03	0.53	0.65
-0.97	-0.86	-1.85	-1.07	-1.65	-1.65	0.77	-1.16	0.47	0.62	1.05	1.07	0.33	-0.13	-0.44	0.88	0.76	0.44
0.07	-0.26	-0.65	-0.43	-0.28	-0.30	0.77	0.89	1.34	0.86	0.59	-1.40	-0.58	0.09	-0.61	0.60	-2.12	0.05
-0.78	-0.29	0.46	0.26	-0.05	-0.21	-1.85	0.01	1.36	0.83	0.56	0.93	0.77	1.03	-1.78	0.42	-0.84	0.58
0.54	0.22	0.15	0.74	0.49	0.44	0.77	0.59	-1.15	0.94	0.56	0.70	-0.38	-1.39	0.56	-0.45	-0.17	0.76
1.26	0.73	1.59	1.14	1.37	1.38	0.77	0.30	0.07	-0.47	0.33	0.02	0.60	1.33	0.47	-1.01	-0.68	0.65
-0.82	0.45	0.53	0.67	-0.41	0.56	0.77	0.01	0.40	0.96	1.31	1.15	0.47	0.40	1.06	0.77	-0.21	0.69
-1.24	-1.92	-1.97	-0.50	-1.53	-1.73	-1.85	-1.16										
0.85	0.90	0.77	0.83	0.89	0.95	-0.10	0.59	1.01	1.04	1.11	0.42	-0.04	-0.73	0.00	-1.22	0.41	-0.24

Appendix 4.7 (a)

0.12	0.68	0.50	0.69	0.59	0.72	-0.10	1.18	1.34	1.09	1.31	0.33	0.80	-1.39	-1.78	-2.59	0.76	-2.77
-0.05	-0.15	-0.27	-0.39	-0.37	-0.18	0.77	-0.28	1.14	0.39	-1.22	-1.40	-0.78	-0.43	0.56	-0.49	-2.47	-2.77
-0.62	-0.90	-0.69	-1.07	-0.80	-0.90	0.77	-0.57	0.17	-0.68	0.41	-0.26	0.87	0.26	0.47	0.77	0.72	-1.02
0.49	0.21	0.60	0.70	0.63	0.49	-0.10	0.01	0.22	0.81	1.11	1.38	0.80	1.27	-0.64	-1.93	0.37	-0.34
1.07	1.19	1.27	0.46	1.24	1.22	0.77	-0.57	1.31	-1.46	1.24	-0.12	-0.85	-1.39	-1.78	0.56	0.88	-1.52
1.03	1.13	0.25	-1.82	0.27	0.78	0.77	-0.57	-1.15	0.86	-0.18	-1.40	-1.12	0.59	-1.78	-0.42	0.80	0.69
-0.35	0.93	1.00	0.66	0.55	0.67	-0.10	1.18	1.26	0.65	0.98	0.64	0.84	0.89	0.50	0.84	0.88	0.76
0.85	1.36	-1.29	0.91	0.72	0.95	-0.10	0.30	1.19	0.70	-1.22	-0.41	0.19	1.16	0.06	0.42	-1.50	-1.38
0.56	-0.44	0.84	-0.61	-0.51	-0.40	0.77	-1.16	0.91	0.68	-1.22	-0.32	-0.62	-1.39	0.82	0.88	-1.58	-0.02
0.09	-1.47	-0.87	-1.56	-1.20	-1.53	-0.10	0.89	0.53	-1.46	0.64	1.18	0.67	0.50	0.94	0.84	0.41	0.72
0.54	-0.17	0.82	0.90	0.80	0.94	-0.10	1.18	-1.15	0.08	-0.67	0.73	0.63	0.04	1.11	0.28	-0.29	0.12
-0.86	0.28	-0.55	0.13	-0.10	-0.08	-3.60	0.59	1.06	0.99	0.13	-0.12	0.80	0.78	0.88	0.49	-0.60	0.62
0.70	0.13	0.92	0.64	0.44	0.64	-0.98	0.30	-1.15	1.07	-1.22	0.59	0.47	-0.24	0.97	-0.21	0.76	0.69
0.40	0.78	0.35	0.34	0.24	0.37	-0.10	0.01	-1.15	0.29	-0.34	1.35	0.80	1.16	0.44	0.63	-0.60	0.55
0.30	0.52	0.36	0.33	0.61	0.63	-0.10	-0.57	-1.15	0.91	-1.22	1.27	-2.47	1.16	-1.78	0.18	0.68	-2.77
-1.23	-0.74	-0.34	0.46	-0.57	-0.74	1.76	1.76	-1.15	0.81	0.67	1.12	-0.55	-0.32	0.32	0.84	0.76	0.76
0.85	1.12	0.47	1.43	1.10	0.94	0.77	1.18	1.12	0.42	-1.22	-1.40	-1.36	-1.01	-1.08	0.63	0.61	0.62
1.50	1.56	1.50	1.57	1.97	1.84	-0.98	0.89	-1.15	0.31	0.07	1.10	0.84	1.19	1.00	0.74	0.80	0.69
0.36	-1.48	-0.85	-0.66	-0.57	-0.60	-0.98	-0.87	1.14	0.99	-0.47	0.19	0.87	-1.39	-0.29	0.35	0.10	0.72
0.88	0.86	1.03	1.03	1.16	1.00	-0.98	-0.57	1.26	-0.44	1.03	-0.15	0.87	0.64	0.88	-1.75	0.72	0.72
0.45	-1.49	-0.58	0.50	-0.15	-0.21	-0.98	0.01	0.35	0.75	0.69	1.38	0.84	0.70	0.65	0.56	0.57	0.55
0.68	1.11	0.35	0.69	0.87	0.71	0.77	1.76	0.22	0.81	1.11	1.38	0.80	1.27	-0.64	-1.93	0.37	-0.34
0.80	0.25	0.63	-0.34	0.49	0.60	-2.73	-0.57	-0.21	0.57	-1.22	-0.69	0.87	1.33	0.18	-0.03	-1.54	0.72
0.53	0.27	-0.58	0.17	-0.15	-0.03	0.77	1.18	0.81	0.75	1.11	1.18	0.13	0.40	0.91	0.35	0.61	0.40
1.18	1.38	0.47	0.72	1.19	1.00	0.77	0.59	0.65	0.49	-1.22	-1.40	-0.18	-0.46	0.97	0.84	0.29	0.76
1.10	1.15	0.20	-0.28	0.50	0.49	-0.10	-0.28	0.78	-1.46	0.80	-0.07	0.87	0.61	0.38	0.14	0.68	0.55
-0.26	0.05	-0.18	-0.33	-0.10	0.05	0.77	0.01	0.07	0.96	0.80	0.02	-1.22	-1.39	-0.58	-0.52	0.88	-0.13
-1.24	-1.93	-0.78	-0.42	-1.20	-1.28	0.77	0.59	-1.15	-1.46	1.31	-1.40	-2.47	-1.39	0.91	0.88	0.06	0.65
1.81	1.49	1.76	1.16	1.94	1.83	0.77	2.64	0.93	0.91	1.21	0.70	0.84	1.25	0.47	-1.64	0.64	0.72
0.16	0.42	0.51	0.26	0.36	0.10	0.77	-0.87	0.73	0.36	-1.22	0.67	0.57	0.59	-1.78	0.28	-0.14	0.19
-0.31	-0.08	0.71	0.48	0.20	-0.01	-0.98	-0.87	-1.15	0.91	-1.22	0.30	0.70	-0.10	-1.78	0.81	-0.37	-1.31
0.23	0.13	0.08	0.15	0.18	0.18	0.07	0.18	0.18	0.23	0.09	0.09	0.06	0.07	-0.05	-0.02	-0.03	0.06
0.80	0.94	0.95	0.79	0.82	0.85	1.01	0.93	0.99	0.89	0.96	0.96	0.92	1.00	1.01	0.98	1.04	1.02
4052	7052	7052	5052	4052	5052	4051	4053	16051	9051	14051	11051	7051	13051	11051	9051	9051	8051
7.7	13.5	13.5	9.6	7.7	9.6	7.8	7.5	31.4	17.6	27.5	21.6	13.7	25.5	21.6	17.6	17.6	15.7

Appendix 4.7 (a)

VS 11	VS 12	VS 13	Vis search (%)	Vis search time	Articulation Time (bus)	AT (monkey)	AT (butterfly)	AT (pig)	AT (rocket)	AT (elephant)	Mean AT	Nonword Repetition	Phon Dis Mean % for hits	Phon Dis Correct rejections
			Number found											
-0.44	0.48	0.58	-0.31	-0.57	-0.70	-2.74	-0.45	-2.19	-2.90	-0.20	-2.08	0.84	-5.46	-0.63
0.98	-0.52	-0.89	0.15	-0.38*								-1.31*		
-1.43	0.27	0.58	-0.31	-0.15	-3.81	-2.16	-1.11	-0.98	-0.17	-0.16	-1.84	-0.72	0.65	-3.72
0.78	0.63	0.32	0.15	0.26	-0.37	-0.64	-0.42	0.42	-0.54	0.11	-0.39	-0.53	-0.86	0.00
1.07	0.56	-0.76	0.15	0.28	0.66	-0.93	0.58	0.52	0.51	0.42	0.42	0.25*		
1.06	0.41	-0.69	-1.65	-0.83	-1.00	0.68	1.39	-2.42	-0.09	0.13	0.02	-0.72	0.03	0.63
0.86	0.56	0.58	0.56	0.58	0.09	0.81	0.28	1.02	1.09	-0.20	0.67	-0.14	0.65	0.00
1.06	0.12	0.45	-0.31	0.04	0.20	-0.22	-0.38	-0.46	-0.23	0.18	-0.19	0.06	-1.61	0.63
0.43	0.56	0.58	0.15	0.58	1.08	0.23	1.17	1.18	0.72	0.20	0.99	1.62	0.65	0.07
0.39	0.34	0.08	-0.16	-0.02	-0.48	-0.42	-0.06	-0.36	-0.20	0.07	-0.30	-0.07	-0.85	-0.43
0.84	0.36	0.66	0.63	0.50	1.51	1.35	0.92	1.40	1.22	0.25	1.12	0.90	2.21	1.51
1009	9	9	1009	9	2008	2008	1008	2008	1008	8	2008	1009	2007	1007
11.1	0	0	11.1	0	25	25	12.5	25	12.5	0	25	11.1	28.6	14.3
-0.03	0.48	0.58	1.02	0.29	-0.06	0.40	0.31	-0.61	-0.33	0.46	0.15	-0.92	-0.04	0.63
1.03	0.56	-0.76	-0.31	-0.66	-0.17	-0.16	0.24	-0.30	-0.97	-0.27	-0.37	-1.90	-0.72	0.63
-1.93	0.27	-0.09	-0.78	-1.00*								-0.14	-0.10	0.63
-0.13	0.56	0.45	-0.31	-0.70	-5.42	-1.94	-1.94	-2.07	-4.00	-0.20	-3.41	-1.31	0.65	0.63
1.06	-0.88	0.52	-0.31	-0.73	-0.43	-0.58	-0.24	-0.24	0.33	0.61	-0.08	0.45	0.65	-0.63
0.48	0.41	-0.76	-0.31	-0.28	-0.56	-0.02	-0.57	-0.28	0.51	0.21	-0.12	0.25	-1.07	0.63
0.58	0.48	-0.29	-0.78	-0.18	0.63	0.14	-0.66	0.65	0.66	0.06	0.26	-0.14	-2.51	-2.39
-1.43	-6.50	-6.06	-4.32	-4.02	-0.51	0.33	-3.71	-1.47	-0.42	0.04	-1.31	-1.70	0.65	-0.14
0.93	-0.45	0.58	0.15	0.14	-0.65	-1.39	-0.35	-2.03	0.19	-1.35	-1.26	-0.92	0.65	-2.53
0.88	-1.03	0.52	0.56	0.35	-0.65	-1.39	-0.35	-2.03	0.19	-1.35	-1.26	-1.51	-1.07	-0.21
0.14	-0.61	-0.53	-0.54	-0.68	-0.87	-0.51	-0.81	-0.93	-0.43	-0.20	-0.82	-0.78	-0.29	-0.27
1.05	2.16	2.02	1.44	1.26	1.75	0.86	1.27	0.99	1.44	0.71	1.16	0.84	1.05	1.24
2010	2010	1010	1010	2010	1009	3009	2009	4009	1009	2009	4009	4010	3010	2010
20	20	10	10	20	11.1	33.3	22.2	44.4	11.1	22.2	44.4	40	30	20
-1.43	0.63	-1.70	-0.78	-0.85	-0.34	-0.02	0.22	0.07	0.05	0.34	0.11	-2.87	-0.31	-3.16
1.08	-2.25	0.32	0.15	0.20	0.26	0.55	-1.15	-0.05	-1.09	-1.17	-0.73	0.25	0.65	-0.91
-1.43	-1.39	-0.09	-1.18	-1.60	0.41	-1.60	-2.54	0.48	-0.12	0.11	-0.96	0.64	0.65	0.00
1.08	0.27	0.58	-0.31	-0.48	-1.14	-0.09	-2.32	-1.62	-2.55	-0.80	-1.96	-0.14	-0.04	0.63
0.93	0.41	0.58	0.56	0.19	0.14	0.78	-0.06	0.13	-0.96	0.36	0.12	-2.29	0.17	0.63
-1.17	-1.10	0.52	-0.31	-0.76	-1.07	-0.42	-1.51	-2.65	-1.70	-0.10	-1.56	-0.33	-1.34	0.63

Appendix 4.7 (a)

0.07	0.63	-0.22	-0.31	-0.78	0.03	-0.04	-0.17	-0.11	-0.78	0.48	-0.11	-1.70	-0.10	0.63
1.06	0.63	0.52	-0.78	-0.29	-0.05	0.23	-0.84	-1.00	-0.01	0.41	-0.20	-0.33	0.65	0.07
*	*	*	*	*	0.83	0.69	0.81	0.91	0.52	0.50	0.98	1.04	0.65	-0.56
0.78	0.63	0.58	1.02	1.45	0.54	0.88	0.60	0.75	0.82	0.17	0.86	0.45	-0.10	0.63
0.86	0.48	0.58	0.56	0.82	0.34	0.78	0.39	0.75	0.77	0.34	0.78	-0.33	-1.41	0.63
0.35	-1.17	0.11	-1.18	-1.83	0.52	0.68	0.60	0.48	0.89	0.80	0.97	-0.72	-2.44	-0.14
-0.39	0.63	0.58	0.56	0.92	-0.17	-0.24	0.00	-0.16	-0.20	-0.24	-0.24	1.23	0.65	0.63
-1.43	0.27	-0.09	-0.31	-0.06	-0.34	-1.16	-2.25	-1.97	-2.03	-3.72	-2.89	-1.31	0.65	0.63
-1.43	0.41	0.25	0.15	-0.04	0.72	0.23	0.35	-0.26	0.07	0.33	0.37	1.04	-1.61	0.63
-1.43	-0.38	0.58	0.15	0.02	0.64	1.00	0.04	0.83	0.26	0.41	0.71	0.25	-1.20	0.63
0.98	0.63	0.58	1.02	1.63	0.41	-0.77	-0.23	-0.24	-1.76	-0.13	-0.69	0.25	0.65	0.63
-0.77	0.34	0.58	0.56	0.19	-0.74	-0.14	0.02	-0.83	0.02	0.63	-0.10	0.45	0.65	-1.26
0.78	0.05	0.52	1.02	0.72	0.86	1.05	0.88	0.42	0.79	0.33	1.04	1.04	0.65	0.63
-0.08	-0.02	0.27	0.03	-0.03	0.10	0.13	-0.38	-0.21	-0.37	-0.05	-0.18	-0.18	-0.13	0.09
1.07	0.87	0.56	0.72	0.94	0.60	0.74	1.08	1.00	1.05	1.01	1.08	1.16	0.98	0.98
6018	4018	1018	2018	2018	2019	2019	5019	4019	5019	2019	3019	4019	5019	1019
33.3	22.2	5.6	11.1	11.1	10.5	10.5	26.3	21.1	26.3	10.5	15.8	21.1	26.3	5.3
0.91	0.63	0.18	1.02	2.04	0.52	-0.28	-2.54	-0.26	-0.44	-1.11	-1.14	0.84	0.65	-0.07
-1.43	0.05	0.45	0.56	0.35	0.80	0.48	0.25	0.38	0.63	0.35	0.66	0.25	0.65	-1.26
0.53	0.63	-1.16	1.02	1.04	0.77	-0.13	0.77	0.71	0.78	0.80	0.85	2.01	0.65	0.63
-1.43	0.34	0.32	0.15	-0.06	0.64	0.23	-0.38	-0.11	0.55	0.32	0.29	0.84	-0.10	-0.63
-0.89	-0.31	0.58	0.56	-0.93	0.51	0.24	0.57	-0.46	0.40	0.31	0.43	-0.14	0.65	0.14
-1.43	-0.02	0.18	-2.58	-2.21	-0.31	0.65	0.60	-1.02	0.24	-0.35	0.08	-1.90	0.65	-1.54
0.81	-0.67	-3.11	-0.31	-0.34	0.09	0.62	0.30	0.34	0.78	0.36	0.61	-0.72	-0.52	0.63
0.86	-0.52	0.52	1.02	1.26	0.40	0.46	0.83	1.24	1.90	-0.50	0.91	-0.92	0.65	-1.47
-1.43	0.63	0.58	-1.18	-1.90	-0.14	0.07	0.97	1.08	0.87	0.51	0.78	0.06	-0.04	0.63
-1.43	-2.11	0.58	-1.18	-1.21	-0.57	-3.61	-0.49	0.75	0.63	-5.79	-2.69	-1.11	0.65	-2.39
-1.43	0.41	0.52	-2.11	-2.49	0.09	0.56	0.27	0.11	0.82	0.60	0.64	0.84	0.65	-0.91
-1.43	0.48	0.58	-0.78	-0.79	-0.71	-1.94	-0.51	-1.21	-0.15	-2.67	-1.82	0.06	0.65	-1.47
-1.43	0.63	0.38	-0.78	-0.39	0.38	0.82	1.00	0.38	0.40	0.72	0.93	0.84	0.65	0.63
0.78	-0.16	0.45	1.02	1.18	-0.23	0.05	0.02	-0.49	-1.68	-2.54	-1.27	-0.14	0.65	0.63
0.75	0.63	0.38	0.56	0.16	1.15	0.72	-0.26	1.47	0.87	-0.03	0.76	-0.14	0.65	-0.14
*	*	*	*	*	0.35	0.62	-0.42	0.71	0.39	0.21	0.39	0.45	0.17	0.63
-1.43	0.63	0.52	0.15	0.60	0.83	0.60	0.26	0.46	0.29	-0.02	0.52	1.04	0.65	0.63
0.75	-0.60	-0.09	0.15	0.07	0.55	-0.27	0.93	-1.18	0.39	0.78	0.43	-1.51	0.65	-0.56
0.50	-0.16	0.58	1.02	0.43	0.86	0.47	0.19	-0.61	0.23	0.67	0.51	-1.11	0.65	0.63
0.93	0.34	-0.36	1.02	1.65	1.41	1.02	0.83	1.68	1.14	1.37	1.71	-0.14	-1.07	0.63
*	*	*	*	*	-1.13	0.16	-0.53	0.71	1.52	0.56	0.33	-1.11	-0.72	-0.07
0.83	-0.24	-0.69	1.02	0.55	-1.10	-1.27	-0.89	-0.01	-0.72	-0.37	-1.08	0.64	0.65	0.63

Appendix 4.7 (a)

-1.43	0.56	-2.30	-1.18	-0.32	0.47	0.59	-0.27	0.58	-1.42	-0.57	-0.25	0.84	-0.58	0.63	
0.58	0.56	-0.69	-3.45	-0.60	0.43	0.23	-0.32	0.19	0.07	0.33	0.20	0.06	0.65	-0.21	
0.96	0.63	-0.36	1.02	0.51	0.72	0.38	0.07	-0.34	0.45	0.71	0.53	0.25	-0.10	0.63	
0.81	0.34	0.45	1.02	0.97	-2.13	0.60	-0.63	0.61	-0.88	0.06	-0.51	-0.14	0.65	0.63	
0.02	0.56	0.58	-0.31	-0.55	0.31	0.33	0.03	1.20	1.08	0.24	0.66	-1.51	-0.86	-1.26	
0.07	-1.17	0.58	-0.31	-0.75	-2.07	-0.55	0.92	0.58	0.76	0.47	0.11	-0.92	-1.07	-0.21	
0.93	0.63	-0.62	1.02	1.84	0.60	-4.51	0.19	1.06	0.11	-0.27	-0.95	0.06	-2.51	-0.35	
-1.43	0.27	0.58	0.15	-0.32	0.44	-0.25	0.41	-0.14	-0.11	0.41	0.20	1.04	0.65	-0.42	
-1.43	0.63	0.58	-0.31	-0.60*	*	*	*	*	*	*	*	0.06	-0.04	0.63	
0.91	0.27	0.58	0.56	1.19	-0.77	-0.25	0.44	-0.18	-1.30	-0.51	-0.59	-1.31	-0.58	0.63	
-0.67	-0.24	0.25	0.56	-0.08	-0.76	0.82	0.25	-1.10	0.11	-0.36	-0.10	-0.72	-0.10	0.63	
-1.10	0.20	-0.96	1.02	0.70	0.58	0.67	1.20	0.44	0.40	0.65	0.97	0.06	0.65	-0.14	
0.83	0.34	0.45	0.15	0.47	0.77	0.64	0.16	0.38	0.81	0.79	0.85	1.04	-0.04	-0.07	
0.75	0.56	0.58	0.56	0.83	0.35	0.34	0.74	0.46	-0.10	0.56	0.57	0.64	0.65	0.14	
-1.43	-1.39	0.18	-1.65	-0.85	1.20	0.47	1.13	0.89	1.09	1.10	1.38	0.06	0.65	0.63	
1.06	0.05	0.52	0.56	0.86*	*	*	*	*	*	*	*	1.23	-0.04	0.63	
0.32	0.63	0.58	0.15	-0.69	0.09	0.87	1.44	1.33	0.35	0.59	1.10	0.84	0.65	0.63	
0.53	-1.46	-0.22	0.56	0.97	1.51	0.98	1.11	1.63	1.15	0.49	1.52	1.04	0.65	-3.23	
0.02	0.63	0.58	0.56	0.49	0.46	0.90	0.19	0.59	0.49	0.62	0.78	0.45	0.65	0.63	
1.06	-0.16	-1.63	1.02	0.86	0.34	0.25	-0.32	-0.47	-0.27	0.25	-0.02	-0.53	0.65	0.63	
-1.43	0.27	0.58	0.56	1.12	0.15	0.40	0.41	-1.60	0.41	-0.23	0.04	1.04	-0.58	0.63	
0.81	0.34	0.45	1.02	0.97	0.66	-0.86	-1.54	1.16	0.76	0.00	-0.16	0.84	-0.04	0.63	
-0.87	-1.03	-1.56	0.56	-0.46	0.32	-0.01	2.32	1.10	-2.40	0.80	0.51	-0.33	0.65	0.63	
-0.39	0.34	0.11	1.02	1.30	0.20	0.89	1.14	1.08	0.51	0.64	1.06	0.25	0.65	0.63	
-0.67	0.27	-0.69	0.15	-0.16	0.15	0.64	1.07	0.96	0.33	0.87	0.98	1.43	-0.52	0.63	
0.68	0.63	-0.09	0.56	0.77	0.52	0.50	-0.91	0.26	-0.07	-0.18	-0.04	0.64	-0.17	0.63	
1.03	-2.40	-2.10	0.56	-0.37	0.06	0.12	0.74	0.19	0.38	0.43	0.49	1.43	0.03	0.63	
0.58	0.27	0.58	-1.18	-0.72	-0.87	0.53	0.98	-1.08	-0.26	-0.65	-0.18	0.64	0.65	0.63	
0.93	0.63	0.58	1.02	1.60	0.07	0.73	0.38	-0.14	0.86	0.19	0.55	1.62	0.65	0.63	
-0.36	0.56	0.11	0.15	-0.03	0.80	0.44	1.24	1.30	0.05	0.65	1.01	0.84	0.65	0.63	
0.93	0.41	0.58	-0.31	-0.42	0.07	-0.53	0.55	-0.30	-0.74	-0.09	-0.23	2.01	0.65	0.63	
-0.07	0.07	-0.01	0.12	0.15	0.19	0.11	0.29	0.30	0.24	0.04	0.26	0.22	0.21	0.08	
1.00	0.72	0.86	1.02	1.00	0.75	1.03	0.81	0.80	0.80	1.12	0.83	0.92	0.66	0.88	
15051	6051	6051	8051	4051	4051	4051	2051	6051	4051	4051	5051	7053	3053	7053	7053
29.4	11.8	11.8	15.7	7.8	7.8	7.8	3.9	11.8	7.8	7.8	9.8	13.2	5.7	13.2	13.2

Rhyming (C1)	Rhyming (C2)	Rhyming (C3)	Rhyme overall (%)	Picture N. % pictures	Picture N. time (correct)	Picture N. time (errors)	Picture N. time (overall)	Picture N. Median time overall	Colour N. % (colours)	Colour N. time (correct)	Colour N. time (errors)
-2.19	-1.70	-1.81	-2.18	-8.38	-1.66	0.24	-1.48	-2.14	-2.09	-0.98	-0.81
-0.33	-0.70	-0.41	-0.55	0.30	0.65	0.24	0.64	0.76	0.32	-0.08	0.33
0.60	-1.20	-0.41	-0.36	0.30	0.57	0.24	0.57		0.32	-0.34	0.33
-1.72	-1.20	-1.34	-1.63	0.30	1.13	0.24	1.09	1.27	0.32	1.23	0.33
-1.72	-1.20	-0.88	-1.45	0.30	0.16	0.24	0.19	0.68	0.32	0.86	0.33
-0.79	-1.20	-0.88	-1.09	0.30	-0.18	0.24	-0.12	-0.30	-2.09	-0.96	-2.78
1.06	-0.20	-0.88	1.00	0.30	0.50	0.24	0.51	0.25	0.32	1.04	0.33
1.06	1.30	-0.41	0.73	0.30	0.89	0.24	0.86	0.80	0.32	0.88	0.33
-1.26	-1.20	0.99	-0.55	0.30	0.53	0.24	0.53	1.06	0.32	0.40	0.33
-0.59	-0.81	-0.67	-0.79	-0.66	0.29	0.24	0.31	0.30	-0.21	0.23	-0.14
1.25	0.89	0.78	0.89	2.89	0.82	0.02	0.76	1.10	1.06	0.85	1.06
4009	6009	2009	4009	1009	1009	9	1009	1008	2009	9	1009
44.4	66.7	22.2	44.4	11.1	11.1	0	11.1	12.5	22.2	0	11.1
-1.26	-1.70	-1.34	-1.63	0.30	1.04	0.24	1.00	1.10	0.32	0.19	0.33
-1.26	-0.70	-0.88	-1.09	0.30	-0.96	0.24	-0.83	-0.82	-0.89	0.16	-5.12
-1.72	-1.20	-1.81	-1.81	0.30	-0.06	0.24	-0.01	0.21	0.32	0.88	0.33
-0.33	-0.70	-0.88	-0.73	0.30	-1.73	0.24	-1.54	-0.30	0.32	-0.45	0.33
-0.79	-0.70	-0.41	-0.73	0.30	-3.48	0.24	-3.15	-3.97	0.32	-1.89	0.33
-1.72	-0.70	-1.34	-1.45	0.30	0.21	0.24	0.24	-0.56	-0.89	-1.14	-1.48
-1.27	-0.70	-0.88	-1.27	0.30	0.45	0.24	0.46	0.50	0.32	-0.21	0.33
-2.19	-2.20	-1.34	-2.18	-0.94	0.57	-0.49	0.48	-0.52	-2.09	-0.50	-1.26
-1.26	-1.20	-0.88	-1.27	0.30	-1.20	0.24	-1.05	-0.73	0.32	0.96	0.33
-0.79	-1.70	-1.81	-1.63	-0.94	-2.27	-0.55	-1.92	-1.46	0.32	0.43	0.33
-1.30	-1.15	-1.16	-1.38	0.05	-0.74	0.09	-0.63	-0.65	-0.16	-0.16	-0.56
0.56	0.55	0.45	0.46	0.52	1.44	0.32	1.30	1.37	0.84	0.89	1.75
7010	5010	5010	8010	10	4010	10	4010	2010	1010	2010	3010
70	50	50	80	0	40	0	40	20	10	20	30
-1.72	-0.70	-1.34	-1.45	0.30	0.19	0.24	0.22	-0.01	-0.89	-1.44	-1.23
-0.79	-1.20	-0.88	-1.09	0.30	-0.08	0.24	-0.03	-0.05	0.32	-0.45	0.33
-1.26	-0.70	-1.34	-1.27	-0.94	-1.22	-0.76	-1.14	-1.16	0.32	-1.52	0.33
-0.79	-0.20	-2.28	-1.27	0.30	0.62	0.24	0.62	0.97	0.32	-1.86	0.33
-0.79	-1.20	-0.41	-0.91	0.30	0.48	0.24	0.57	0.08	-4.51	0.59	-1.22
-0.79	-1.20	-0.41	-0.91	0.30	-0.52	-8.60	-3.46	-0.09	0.32	-0.85	0.33

Appendix 4.7 (a)

-0.33	-0.20	0.06	-0.18	-0.94	0.67	0.24	0.66	0.42	0.32	0.83	0.33
1.06	1.30	1.46	1.45	0.30	0.40	0.24	0.42	0.08	0.32	0.27	0.33
0.60	1.30	0.53	0.91	0.30	-0.66	0.24	-0.56	-0.60	0.32	0.24	0.33
0.14	-0.20	0.99	0.36	0.30	-0.25	0.24	-0.18	-0.65	0.32	-0.02	0.33
-0.33	0.30	-0.41	-0.18	0.30	1.40	0.24	1.33		0.32	1.04	0.33
0.60	0.30	0.53	0.54	0.30	0.91	0.24	0.88	0.93	0.32	-0.16	0.33
0.60	1.30	-0.88	0.36	0.30	0.40	0.24	0.42	0.46	0.32	-1.36	0.33
1.06	-0.70	-0.41	0.00	0.30	0.31	0.24	0.33	0.38	0.32	-2.74	0.33
1.06	1.30	0.99	1.27	0.30	-0.23	0.24	-0.16	-0.69	0.32	-1.04	0.33
0.60	1.30	0.06	0.73	0.30	0.55	0.24	0.55	-0.01	0.32	0.06	0.33
0.14	0.80	1.46	0.91	0.30	0.67	0.24	0.66	0.89	0.32	0.27	0.33
0.14	-0.20	-0.41	-0.18	0.30	0.14	0.24	0.17	-0.01	0.32	-0.05	0.33
1.06	0.80	1.46	1.27	0.30	0.82	0.24	0.80	0.93	0.32	-0.42	0.33
0.06	0.19	-0.05	0.07	0.17	0.24	-0.27	0.11	0.10	0.00	-0.45	0.16
0.86	0.90	1.08	0.95	0.39	0.62	2.03	1.03	0.61	1.13	1.00	0.49
2018	2018	3018	4018	19	1019	1019	2019	1018	1019	6019	2019
11.1	11.1	16.7	22.2	0	5.3	5.3	10.5	5.6	5.3	31.6	10.5
1.06	-0.70	1.46	0.73	0.30	0.67	0.24	0.66	0.68	0.32	0.54	0.33
0.60	1.30	-0.41	0.54	0.30	-0.35	0.24	-0.27	0.21	0.32	-0.88	0.33
1.06	0.80	1.46	1.27	0.30	0.16	0.24	0.19	0.46	0.32	-0.45	0.33
0.60	0.80	1.46	1.09	0.30	-0.45	0.24	-0.36	-0.69	0.32	0.40	0.33
0.60	1.30	-0.41	0.54	0.30	-0.15	0.24	-0.10	-0.05	0.32	0.06	0.33
-1.26	-1.20	-0.41	-1.09	-0.94	0.62	-0.62	0.48	0.25	-2.09	-1.01	-2.81
0.14	1.30	0.06	0.54	-0.94	0.40	0.24	0.42		0.32	0.38	0.33
0.60	0.80	0.53	0.73	0.30	0.45	0.24	0.46	0.38	0.32	1.44	0.33
0.60	1.30	-0.41	0.54	-0.94	0.38	-0.74	0.22	0.29	0.32	0.88	0.33
1.06	1.30	0.06	0.91	-0.94	0.16	-0.90	-0.03	-0.35	0.32	0.11	0.33
1.06	-0.20	0.99	0.73	-0.94	-3.80	-2.28	-3.86	-3.63	0.32	-2.37	0.33
-0.79	-1.20	-0.88	-1.09	0.30	0.23	0.24	0.26	0.16	-2.09	-0.93	-3.69
*	*	*	*	-0.94	-0.20	-1.21	-0.45	-0.65	0.32	0.72	0.33
0.14	-1.70	-0.41	-0.73	0.30	0.31	0.24	0.33	0.21	0.32	0.38	0.33
-2.65	-1.20	-0.41	-1.53	0.30	0.11	0.24	0.15	-0.56	0.32	0.22	0.33
1.06	0.80	0.53	0.91	0.30	-0.30	0.24	-0.23	-0.26	0.32	-0.16	0.33
-0.33	-0.20	0.53	0.00	0.30	-3.38	0.24	-3.06	0.42	0.32	-0.61	0.33
0.60	0.30	-0.88	0.00	0.30	-0.32	0.24	-0.25	-0.01	0.32	0.91	0.33
-0.33	-0.70	-0.41	-0.55	0.30	-0.71	0.24	-0.61	0.25	-0.89	-0.93	-3.72
-0.33	0.30	1.46	0.54	0.30	0.70	0.24	0.68	0.59	0.32	1.12	0.33
-0.79	-1.70	0.06	-0.91	0.30	-0.11	0.24	-0.05	-0.52	0.32	-0.18	0.33
0.60	-0.20	0.53	0.36	0.30	0.65	0.24	0.64	0.76	0.32	-1.54	0.33

Appendix 4.7 (a)

-1.26	-1.70	0.06	-1.09	-0.94	0.11	-0.40	0.13	-0.35	0.32	-0.08	0.33
0.60	0.30	0.53	0.54	0.30	-0.03	0.24	0.02	-0.39	0.32	-0.66	0.33
1.06	0.80	1.46	1.27	0.30	-0.52	0.24	-0.43	-0.43	0.32	-0.80	0.33
0.60	0.80	0.06	0.54	0.30	0.31	0.24	0.33	0.38	0.32	0.67	0.33
0.14	-0.70	-1.81	-0.91	-0.94	-1.64	-0.69	-1.28	-0.86	0.32	0.14	0.33
-0.33	0.30	-1.34	-0.55	-0.94	0.57	-0.36	0.53	0.42	0.32	0.32	0.33
0.14	0.80	-0.41	0.18	0.30	0.82	0.24	0.80	0.89	0.32	0.62	0.33
0.60	0.30	0.06	0.36	0.30	0.23	0.24	0.26	0.55	0.32	-0.13	0.33
1.06	0.80	-0.41	0.54	0.30	0.40	0.24	0.42	0.08	0.32	0.35	0.33
-0.79	-0.70	-0.88	-0.91	0.30	-0.37	0.24	-0.30	-0.65	-0.89	0.51	-2.16
-0.79	-0.20	-0.41	-0.55	0.30	-0.69	0.24	-0.59	0.50	0.32	1.34	0.33
1.06	0.30	1.46	1.09	-0.94	-0.37	-0.19	-0.21	0.55	0.32	1.34	0.33
-0.33	0.30	0.99	0.36	0.30	-0.06	0.24	-0.01	-0.18	0.32	0.03	0.33
0.14	0.30	-0.41	0.00	0.30	0.65	0.24	0.64	0.93	0.32	0.24	0.33
1.06	-0.20	0.99	0.73	0.30	-2.58	0.24	-2.32	-3.46	0.32	0.67	0.33
0.60	0.80	1.46	1.09	0.30	0.50	0.24	0.51		0.32	0.80	0.33
1.06	1.30	0.06	0.91	0.30	1.11	0.24	1.06	1.19	0.32	1.42	0.33
0.60	0.80	0.99	0.91	0.30	0.72	0.24	0.71	1.49	0.32	-1.17	0.33
-1.26	-1.20	0.53	-0.73	0.30	0.72	0.24	0.71	0.59	0.32	1.55	0.33
0.60	0.80	0.99	0.91	0.30	0.62	0.24	0.75	0.33	0.32	0.91	0.33
0.60	1.30	1.46	1.27	0.30	0.19	0.24	0.22	-0.01	0.32	0.64	0.33
1.06	0.30	0.99	0.91	0.30	0.72	0.24	0.71	0.89	-5.97	-0.02	0.33
0.14	0.80	0.53	0.54	-0.94	0.60	0.24	0.60	0.42	0.32	0.80	0.33
1.06	1.30	0.53	1.09	0.30	0.79	0.24	0.77	0.80	0.32	0.99	0.33
1.06	0.80	0.99	1.09	0.30	0.84	0.24	0.82	0.72	0.32	1.50	0.33
0.60	0.80	0.06	0.54	0.30	1.08	0.24	1.04	1.31	0.32	-0.50	0.33
1.06	0.80	1.46	1.27	0.30	-0.49	0.24	-0.41	-1.33	0.32	-0.74	0.33
1.06	1.30	0.99	1.27	0.30	0.96	0.24	0.93	1.02	0.32	0.67	0.33
1.06	1.30	1.46	1.45	0.30	0.99	0.24	0.95	1.19	0.32	1.58	0.33
0.60	0.30		0.63	0.30	0.19	-1.01	-0.05	-0.52	0.32	0.86	0.33
1.06	1.30	1.46	1.45	0.30	-1.20	0.24	-1.05	-1.75	0.32	-3.70	0.33
0.33	0.30	0.36	0.38	0.04	0.00	0.04	0.03	0.04	0.07	0.15	0.07
0.82	0.89	0.85	0.79	0.51	1.00	0.49	0.94	0.99	0.99	1.01	0.93
4052	7052	2051	4052	53	5053	3053	5053	4051	3053	5053	4053
7.7	13.5	3.9	7.7	0	9.4	5.7	9.4	7.8	5.7	9.4	7.5

Colour N. Time (overall)	Colour N. Median time overall	Digit N. % (Digits)	Digit N. time (correct)	Digit N. time (errors)	Digit N. time (overall)	Digit N. Median time overall	Letter N. % (letters)	Letter N. time (correct)	Letter N. time (errors)	Letter N. time (overall)
-0.43	-0.42	-0.90	-0.67	-0.54	-0.21	-0.47	-0.60	-1.82	0.11	-0.31
0.05	0.96	0.59	0.10	0.57	0.48	0.42	-0.93*	*	*	*
-0.19*		-2.40	1.76	-1.15	-1.45*		0.07	0.04	0.05	0.34
1.21	1.11	0.59	0.55	0.57	0.84	0.88	0.74	0.72	0.38	0.95
0.88	0.74	0.21	0.05	-0.65	0.32	0.45	-1.27	0.60	0.12	0.16
-2.04	-1.86	-2.40	1.76	-1.12	-1.39	-0.54	-1.60	1.51	-0.33	-1.24
1.05	0.71	0.59	0.41	0.57	0.73	0.49	-0.93*	*	*	*
0.91	0.58	0.59	0.41	0.57	0.73	0.49	0.74	0.41	0.33	0.74
0.48	0.18	0.59	0.39	0.57	0.71	0.53	0.74	0.28	0.42	0.70
0.21	0.25	-0.28	0.53	-0.07	0.08	0.28	-0.34	0.25	0.18	0.19
1.02	0.98	1.29	0.78	0.78	0.91	0.51	0.93	1.03	0.26	0.76
1009	1008	2009	9	2009	2009	8	2009	1007	7	1007
11.1	12.5	22.2	0	22.2	22.2	0	22.2	14.3	0	14.3
0.29	0.49	0.59	-3.96	0.57	-2.82	0.55	-0.93	-1.62	0.09	-0.22
-1.52	-0.48	-2.40	1.76	-0.48	-0.16	0.45	-1.60	1.51	0.35	0.70
0.91	0.74	-1.65	-0.88	-0.88	-0.85	-0.74	-1.60	1.51	-0.06	-0.49
-0.28	0.33	-1.65	-0.31	-0.21	0.29	-0.22	-0.93	-0.17	0.15	0.17
-1.57	-0.79	-0.16	-1.39	-1.57	-1.11	-1.50	-1.27	-0.91	-1.22	-3.35
-1.00	-0.42	-2.40	1.76	-0.48	-0.18	-0.35	-1.27	-1.56	0.25	0.28
-0.07	-0.14	-0.53	-0.65	-2.63	-1.68	-0.18	-1.60	1.51	-0.27	-1.08
-0.52	-1.01	-2.40	1.76	-0.18	0.41	0.38	-1.60	1.51	0.32	0.61
0.98	0.55	-2.02	1.00	-0.12	0.55	0.34	-1.60	1.51	-0.06	-0.47
0.50	-0.45	-2.40	1.76	-1.44	-1.99	0.95	-1.60	1.51	0.32	0.62
-0.23	-0.12	-1.50	0.08	-0.72	-0.75	-0.03	-1.40	0.48	-0.01	-0.32
0.92	0.61	1.09	1.89	0.92	1.14	0.72	0.28	1.39	0.47	1.21
2010	1010	7010	2010	3010	4010	1010	8010	2010	1010	2010
20	10	70	20	30	40	10	80	20	10	20
-1.11	-1.73	-1.65	0.27	-1.03	-0.76	-0.85	-1.60	1.51	0.23	0.36
-0.28	-0.36	-0.90	-2.02	-5.28	-5.27	-6.66	-1.60	1.51	-0.27	-1.07
-1.23	-0.98	-2.40	1.76	-1.31	-1.75	-2.02	-1.27	0.09	-0.18	-1.37
-1.54	0.18	0.21	0.00	-0.26	0.38	0.26	-0.93	0.34	-0.22	-0.53
-0.33	-0.92	-0.90	-0.33	-1.18	-0.69	-0.85	-1.60	1.51	0.01	-0.27
-0.64	-1.48	0.21	-1.17	-0.05	-0.40	-0.98	-0.93	-1.44	0.04	-0.28

Appendix 4.7 (a)

0.86	0.33	0.59	-0.13	0.57	0.29	0.15	-0.60	-0.39	0.19	0.23
0.36	0.39	0.59	0.14	0.57	0.51	0.32	1.07	0.21	0.64	0.62
0.34	0.21	0.21	-0.67	-0.10	-0.06	0.01	-1.27	-2.06	-0.64	-2.00
0.10	-0.01	0.59	0.12	0.57	0.49	0.30	0.74	0.20	-0.57	0.30
1.05	0.59	0.59	0.32	0.57	0.65	0.40	0.40	0.14	0.14	0.45
-0.02	0.68	0.59	0.28	0.57	0.62	0.47	0.74	0.47	0.34	0.79
-1.09	0.96	0.59	-0.15	0.57	0.27	0.30	1.07	0.45	0.64	0.79
-2.33	0.49	0.21	0.05	-0.32	0.39	0.40	0.40	-0.57	-0.67	-0.51
-0.81	-2.11	0.59	-0.56	0.57	-0.06	-0.33	1.07	-0.41	0.64	0.18
0.17	0.08	-0.16	0.10	-0.35	0.38	0.20	0.40	0.44	0.14	0.60
0.36	0.64	0.59	0.01	0.57	0.41	0.13	0.07	-1.75	-1.10	-1.78
0.07	0.18	0.59	-1.71	0.57	-1.00	-1.54	-0.93	-1.71	-0.65	-1.81
-0.26	0.61	0.59	0.63	0.57	0.90	0.88	0.74	0.53	0.41	0.84
-0.33	-0.16	0.04	-0.16	-0.22	-0.25	-0.60	-0.21	-0.05	-0.05	-0.23
0.86	0.90	0.87	0.84	1.39	1.39	1.74	1.02	1.08	0.50	0.95
5019	3018	2019	2019	4019	2019	2017	5019	3019	1019	4019
26.3	16.7	10.5	10.5	21.1	10.5	11.8	26.3	15.8	5.3	21.1
0.60	0.71	0.59	0.45	0.57	0.76	0.68	0.74	0.02	0.13	0.43
-0.66	-1.20	0.59	-0.27	0.57	0.17	0.05	0.40	-0.49	0.14	0.11
-0.28	-0.42	0.59	0.46	0.57	0.77	0.59	0.74	0.14	0.36	0.59
0.48	0.36	0.59	-0.06	0.57	0.35	0.28	0.40	-0.44	-0.20	-0.11
0.17	0.08	0.59	0.10	0.57	0.48	0.24	0.74	0.00	0.32	0.61
-1.78	-1.51	-2.02	-0.06	-1.12	-1.27	-0.62	-1.27	-0.27	0.08	0.19
0.45	0.02	-0.16	-0.18	-0.61	0.07	0.07	0.07	0.13	0.24	0.50
1.41	0.86	0.21	0.00	-1.18	0.16	0.16	-0.93	-0.07	-0.01	-0.15
0.91	0.68	-0.53	0.00	-0.28	0.32	0.15	-1.27	-1.59	-0.13	-0.68
0.22	0.33	0.59	0.25	0.57	0.60	0.38	-1.27	0.21	0.01	-0.17
-1.99	-4.07	0.21	-0.76	-3.75	-1.00	-0.45	0.40	-0.64	-6.55	-4.78
-2.78	-2.79	-2.40	1.76	-2.07	-3.20	-3.15	-1.60	1.51	-0.35	-1.32
0.76	0.64	0.59	-1.41	0.57	-0.75	0.07	1.07	0.10	0.64	0.54
0.45	0.39	-0.16	-0.22	-0.75	0.00	-0.08	-0.93	-1.19	-0.09	-0.52
0.31	0.74	0.59	0.32	0.57	0.65	0.45	1.07	0.19	0.64	0.60
-0.02	-0.76	0.59	-0.94	0.57	-0.37	-0.37	1.07	-0.55	0.64	0.08
-0.43	-0.32	0.59	0.18	0.57	0.54	0.30	1.07	0.38	0.64	0.74
0.93	0.64	-1.28	-1.19	-0.53	-0.38	-0.89	-1.27	-2.49	0.20	0.07
-1.76	-1.17	0.59	0.45	0.57	0.76	0.68	0.74	-0.08	-0.26	0.23
1.12	0.96	0.59	0.37	0.57	0.70	0.51	0.40	0.44	0.28	0.71
-0.04	0.49	0.59	0.03	0.57	0.42	0.40	0.40	0.00	0.33	0.51
-1.26	-1.39	0.59	0.19	0.57	0.55	0.49	1.07	0.11	0.64	0.55

Appendix 4.7 (a)

0.05	-0.04	0.21	-1.75	-0.14	-0.83	-0.45	-0.26	-2.14	-1.26	-2.48
-0.47	-1.23	-0.16	-0.24	-0.81	-0.05	-0.72	0.07	-0.85	0.32	0.14
-0.59	-1.45	0.59	-1.26	0.57	-0.63	0.01	0.74	-1.47	-3.61	-1.84
0.72	0.33	0.59	1.60	0.57	0.51	0.22	0.40	0.21	0.30	0.60
0.24	0.24	-1.65	-3.94	-0.57	-0.95	-0.97	-1.60	1.51	-0.10	-0.61
0.41	0.33	0.59	-0.85	0.57	-0.29	-0.04	-0.60	-2.76	0.15	-0.47
0.67	0.18	0.59	0.39	0.57	0.71	0.51	0.74	-0.01	-3.69	-1.04
0.00	0.68	0.59	-0.09	0.57	0.32	0.49	1.07	-0.08	0.64	0.41
0.43	0.08	0.59	0.19	0.57	0.55	0.74	0.74	0.16	0.02	0.48
-0.04	-0.14	0.59	-0.36	0.57	0.10	-0.03	0.40	-0.01	0.20	0.41
1.31	0.55	0.59	0.21	0.57	0.57	0.40	0.74	0.61	0.44	0.91
-1.07	1.24	0.59	0.57	0.57	0.86	0.76	1.07	0.38	0.64	0.74
0.15	0.05	0.59	0.34	0.57	0.67	0.45	1.07	0.00	0.64	0.47
0.34	0.96	0.59	0.45	0.57	0.76	0.65	1.07	0.26	0.64	0.65
0.72	0.18	0.59	-0.65	0.57	-0.13	-0.27	1.07	-0.15	0.64	0.36
0.83*		0.59	-0.52	0.57	-0.03*		1.07	0.46	0.64	0.79
1.38	1.11	0.59	0.57	0.57	0.86	0.74	0.40	0.60	0.32	0.82
-0.82	0.11	0.59	0.63	0.57	0.90	0.84	1.07	0.57	0.64	0.87
1.50	1.02	-0.59	0.46	0.57	0.77	0.68	1.07	0.41	0.64	0.76
0.93	0.58	0.59	-0.94	0.57	-0.37	0.09	0.40	-2.24	-0.58	-1.33
0.69		0.59	0.43	0.57	0.74	0.63	1.07	0.38	0.64	0.74
0.10	0.33	0.59	0.30	0.57	0.64	0.42	0.40	0.51	0.02	0.56
0.83	0.39	0.59	0.19	0.57	0.55	0.40	0.07	0.34	0.26	0.61
1.00	0.83	0.59	0.36	0.57	0.68	0.49	0.74	0.21	0.35	0.63
1.45	1.02	0.59	0.59	0.57	0.58	0.47	0.74	0.31	0.61	0.79
-0.33	0.74	0.59	0.28	0.57	0.62	0.53	0.74	0.48	0.27	0.77
-0.54	0.30	0.59	0.23	0.57	0.58	0.11	1.07	0.26	0.64	0.65
0.91	0.64	0.59	0.41	0.57	0.73	0.59	1.07	0.39	0.64	0.74
1.52	1.30	0.59	0.57	0.57	0.86	0.76	1.07	0.80	0.64	1.03
0.88	0.68	0.59	0.12	0.57	0.49	0.11	0.40	0.42	-0.10	0.43
-3.18	-3.07	0.59	0.03	0.57	0.42	0.17	1.07	-0.68	0.64	-0.01
0.13	0.04	0.32	-0.05	0.23	0.22	0.17	0.40	-0.11	0.00	0.12
1.05	1.10	0.68	0.84	0.81	0.73	0.65	0.81	0.88	1.25	1.00
7053	9052	4053	5053	4053	2053	1050	6053	7053	4053	6053
13.2	17.3	7.5	9.4	7.5	3.8	2	11.3	13.2	7.5	11.3

Appendix 4.7 (a)

-1.14	0.84	1.23	0.34	0.55	0.67	0.27	1.08	0.82	0.45	1.07	0.59
0.55	0.70	0.54	0.65	1.14	0.92	1.26	0.20	1.30	-4.74	-2.95	
-1.96	0.70	0.54	0.65	0.09	0.35	0.12	0.20	-2.30	0.28	1.07	-0.22
0.62	-1.01	-0.92	-1.72	-0.96	-0.94	-0.67	-1.56	-0.25	-1.28	0.59	-0.22
	-0.80	-1.39	1.13	1.32	1.34	-0.30	0.20	-0.93	0.45	1.17	-0.22
0.62							-0.24	1.01	0.28	0.88	-0.22
0.78	0.02	0.38	-0.77	-0.10	-0.84	0.44	0.64	0.04	0.45	-0.27	-0.22
	-0.32	-0.85	0.50	0.55	0.51	0.44	-0.24	0.53	0.11	-0.84	-0.22
0.15	0.84	0.84	0.73	-1.36	-1.96	-0.65	0.64	-1.32	0.62	0.21	-0.22
0.42	0.02	-0.46	0.58	0.18	0.19	-0.25	-0.68	0.82	-2.32	1.07	1.41
-1.53	0.15	0.59	-0.61	0.24	0.12	0.22	1.08	1.11	0.62	-0.65	-1.03
-3.22	0.70	0.84	0.34	0.92	0.96	0.77	1.08	0.04	0.80	-0.36	-1.03
0.86	0.84	0.84	0.73	-0.84	-1.07	-0.77	0.20	-0.84	0.62	-0.17	1.41
-0.44	-0.16	0.06	-0.11	0.07	-0.14	0.13	0.32	-0.03	-0.06	0.01	-0.17
1.27	1.53	1.04	1.17	0.91	1.13	0.71	0.77	1.03	1.37	1.08	0.84
4017	3018	3018	4018	2018	4018	18	1019	4019	3019	3019	3017
23.5	16.7	16.7	22.2	11.1	22.2	0	5.3	21.1	15.8	15.8	17.6
0.64		0.84	-0.06		1.66	1.29	1.08	0.23	0.62	0.50	1.41
-0.25	0.02	-0.16	-0.22	-1.94	-0.33	-2.01	1.08	0.72	0.80	-0.08	0.59
0.61	0.70	0.30	1.13	-0.40	-0.52	-0.17	1.08	1.11	0.80	0.88	
-0.08	0.56	0.77	0.02	0.52	0.51	0.44	-1.56	0.14	-0.41	-0.36	-0.22
0.71	-0.12	1.61	-1.32	0.30	-0.10	0.57	0.64	-0.55	-0.59	0.69	0.59
0.10	-1.69	-2.00	1.13	0.21	-0.20	0.82	-0.24	0.72	-0.41	-0.94	0.59
	0.02	-0.16	-0.22	-0.31	-0.42	-0.25	-1.12	0.82	0.11	0.59	1.41
	0.56	0.30	0.65	-1.24	-1.07	-1.21	0.20	0.33	-0.07	-1.70	1.41
-1.69	0.36	0.00	0.65	-0.77	0.09	-1.29	-0.68	-1.52	0.45	-1.32	-1.03
-0.38	0.56	0.30	0.65	0.30	0.44	0.20	-0.24	0.82	0.28	0.21	0.59
-0.64	0.90	0.84	0.73	1.08	0.92	1.01	-0.68	-1.52	0.28	0.12	-0.22
-1.51	-1.35	-1.31	-2.27	0.12	-0.90	0.47	0.64	0.43	0.62	0.88	-1.84
0.46	-0.80	-0.92	-1.40	1.23	1.31	0.97	-0.68	-2.59	-0.24	-0.75	-0.22
-1.73	0.02	-0.31	0.18	-2.50	-1.32	-3.02	-0.24	0.62	-0.59	0.31	-0.22
0.66	-0.80	-1.39	0.26	-1.02	-2.22	-0.42	1.08	1.11	0.62	0.69	-0.22
0.12	0.56	1.15	-0.22	-0.53	-0.42	-0.30	0.64	0.72	0.45	-0.75	1.41
0.68	0.84	0.84	0.73	-0.03	0.22	-0.15	0.64	-0.25	0.45	0.69	0.59
-0.50	-1.01	-1.54	0.18	0.52	0.38	-0.45	-0.68	-2.49	-0.76	-1.61	-0.22
0.06	0.02	0.69	-0.85	1.57	1.57	1.44	0.64	-0.74	-0.24	0.02	-0.22
0.63	0.15	-0.08	0.18	-0.93	-0.78	-1.51	-0.24	-1.03	-0.07	-0.94	1.41
0.33	-0.66	-1.23	0.34	1.35	1.47	0.57	-0.68	0.53	0.28	0.88	-0.22
0.78	0.84	0.84	0.73	-0.80	0.12	-2.33	-0.24	-1.13	-2.32	-0.27	-1.03

Appendix 4.7 (a)

-2.37	-0.12	-0.39	-0.29	0.15	0.38	-0.40	1.08	0.72	0.45	0.50	1.41
-0.22	0.15	-0.08	0.18	-0.62	-0.62	-0.47	-1.12	-2.39	-0.24	1.26	-1.03
-1.28	0.56	0.07	1.13	-1.57	-2.51	-0.72	-1.12	-0.74	-0.59	-0.55	0.59
0.57	0.36	0.00	0.65	-0.25	-0.46	0.07	1.08	0.92	0.28	1.07	0.59
-1.40	-1.35	-1.77	-0.22	0.15	0.06	-0.10	-0.24	-1.91	-1.11	-0.08	0.59
-0.25	-0.32	-0.77	0.02	0.67	0.67	0.32	-0.24	0.14	-0.24	0.50	-1.84
0.39	-0.80	-0.92	-1.40	-0.16	0.06	-0.67	1.08	1.30	0.62	0.98	1.41
0.65	0.70	0.84	0.34	0.09	0.03	-0.30	1.08	-0.16	0.45	-0.08	0.59
0.41	*	*	*	*	*	*	-3.32	0.43	-1.45	0.79	-0.22
0.22	0.15	1.07	-0.77	0.74	-0.26	1.09	0.64	0.72	0.45	1.07	-0.22
0.89	0.36	0.00	0.58	-1.79	-1.32	-2.58	-1.56	-0.35	-5.09	0.12	0.59
0.90	1.25	1.61	0.73	0.43	0.35	0.22	0.20	-0.06	0.11	0.12	0.59
0.42	0.22	-0.08	0.18	0.61	1.02	0.27	1.08	1.21	*	-0.36	-0.22
0.78	0.56	0.30	0.65	0.49	0.54	0.47	-0.24	-2.20	0.11	*	-0.22
0.26	0.70	0.54	0.65	0.21	0.31	0.22	1.08	-0.16	0.28	-0.36	-0.22
*	*	0.46	0.73	*	1.16	1.05	*	*	*	*	-0.22
0.85	1.04	1.61	0.42	0.09	0.35	0.15	*	*	*	*	1.41
0.95	-0.32	-0.85	0.50	1.11	1.28	0.94	0.20	0.92	0.80	0.79	*
0.72	0.56	1.15	-0.22	0.98	1.02	0.89	0.20	0.14	0.11	0.12	0.59
-1.85	0.70	1.15	0.02	-0.25	0.03	-0.05	1.08	1.11	0.80	1.07	-0.22
0.58	0.70	0.54	0.65	0.24	0.28	0.30	-1.12	-0.93	0.28	-1.70	1.41
0.74	0.70	0.30	1.13	0.67	0.67	0.27	0.64	-0.06	0.45	0.21	0.59
0.48	0.02	-0.31	0.18	-0.47	-0.01	-0.65	0.20	0.82	0.45	1.07	0.59
0.81	0.84	0.84	0.73	-0.87	-0.20	0.20	-0.24	1.11	0.62	1.07	1.41
0.88	1.25	1.23	1.13	0.21	0.12	0.32	0.64	0.62	-1.11	-1.70	-0.22
0.73	0.15	-0.23	0.58	0.83	0.67	0.94	1.08	-0.84	0.80	-0.46	0.59
0.49	0.70	1.15	0.02	0.06	-0.01	0.32	*	*	*	*	0.59
0.72	0.84	0.84	0.73	-1.64	-1.23	-1.29	0.20	-0.25	0.11	-0.36	1.41
1.06	1.04	1.23	0.73	-0.56	-0.26	-0.67	*	*	*	*	0.59
0.58	0.84	0.61	1.13	0.27	0.06	0.59	-0.68	0.04	-0.07	-0.75	1.41
0.44	0.84	1.23	0.34	-3.70	-2.61	-3.52	*	*	*	*	1.41
0.14	0.24	0.21	0.24	-0.14	0.00	-0.16	0.05	-0.07	-0.06	0.04	0.36
0.85	0.70	0.91	0.72	1.02	0.94	1.08	0.94	1.06	0.99	0.84	0.85
7050	4050	6052	4052	8050	7052	9052	7048	9048	5047	5047	5051
14	8	11.5	7.7	16	13.5	17.3	14.6	18.8	10.6	10.6	9.8

Mean RA-CA
-0.37
-1.28
-1.26
-1.11
-0.91
-0.91
-0.87
-0.80
-0.76
-0.92
0.28
3009
33.3
-1.28
-1.22
-1.17
-1.11
-1.02
-0.96
-0.91
-0.85
-0.79
-0.76
-1.01
0.18
5010
50
-1.09
-0.76
-0.74
-0.74
-0.69
-0.69

-0.67
-0.63
-0.61
-0.56
-0.56
-0.56
-0.54
-0.54
-0.50
-0.50
-0.47
-0.37
-0.46
-0.61
0.16
1019
5.3
-0.37
-0.34
-0.30
-0.30
-0.28
-0.28
-0.23
-0.21
-0.19
-0.19
-0.17
-0.15
-0.10
-0.08
-0.08
-0.06
-0.04
-0.02
0.01
0.07
-0.37

0.12
0.13
0.14
0.23
0.23
0.27
0.42
0.53
0.53
0.58
0.64
0.68
0.73
0.75
0.79
-0.37
1.08
1.14
1.28
1.34
1.36
1.45
1.49
1.60
1.76
1.89
1.91
2.11
2.22
2.87
4.01
0.57
0.95
53
0

**(b) Individual effect sizes,
mean and SD effect sizes and
incidence data for Phase 2**

Subject	Age (months)	BPVS Raw Score	BPVS St Score	%Rank	BAS Block design score	Block Design SS	% rank	BAS Recall digits score	Digits SS	% rank	Pegboard *1	Pegboard *2
DYSLEXICS												
TR	0.36	-0.25	-0.24	-0.38	-1.02	-1.43	-1.58	-1.99	-2.56	-2.13	-0.55	-0.26
FB	-0.78	-1.24	-0.77	-1.31	-1.02	-0.87	-0.80	-1.99	-1.79	-1.81	-1.71	-2.04
LH	1.17	1.39	0.92	1.14	0.88	0.37	0.66	1.29	0.79	0.97	1.40	0.97
JB	0.09	-0.91	-0.71	-2.03	-0.39	-0.42	-0.12	-1.69	-1.79	-1.85	0.21	0.07
SJ	-0.45	0.41	0.57	0.86	-0.39	-0.19	0.18	-1.10	-1.02	-1.17	1.19	-0.02
LC	-0.18	-0.58	-0.42	-0.66	-0.39	-0.19	0.18	0.69	0.72	0.86	-0.76	-0.07
CS	-0.72	0.41	0.69	0.98	-0.39	-0.02	0.35	0.10	0.40	0.54	0.98	1.09
JD	-0.31	0.73	0.86	1.10	-0.39	-0.19	0.18	1.88	1.94	1.58	-1.62	0.79
AN	2.65	1.06	-0.07	-0.06	0.88	-0.19	0.18	-0.20	-1.27	-1.42	1.17	1.14
mean effect size	0.20	0.11	0.09	-0.04	-0.25	-0.35	-0.09	-0.34	-0.51	-0.49	0.03	0.19
sd ES	1.10	0.91	0.68	1.15	0.69	0.52	0.68	1.45	1.51	1.45	1.24	1.00
incidence,no	9	1009	9	2009	2009	1009	1009	4009	5009	5009	2009	1009
% incidence	0	11.1	0	22.2	22.2	11.1	11.1	44.4	55.6	55.6	22.2	11.1
SLOW LEARNERS												
JoB	-0.18	-0.58	-0.42	-0.66	-1.34	-1.55	-1.79	-1.40	-1.27	-1.48	0.20	-2.86
GR	-0.18	-0.58	-0.42	-0.66	-1.02	-1.10	-1.05	-0.80	-0.76	-0.89	-0.93	-0.39
PL	0.09	-0.58	-0.53	-0.91	-0.71	-0.76	-0.67	-0.20	-0.44	-0.48	0.42	0.15
JM	0.09	0.41	0.34	0.54	0.24	0.37	0.66	-1.69	-1.79	-1.85	0.72	-0.20
SM	-0.72	-0.91	-0.48	-0.78	-1.02	-0.87	-0.80	-0.80	-0.50	-0.54	-1.98	-4.23
KG	-1.26	-0.91	-0.30	-0.50	-1.66	-1.89	-2.17	-1.40	-0.89	-1.05	-0.88	0.47
AJ	-0.45	0.08	0.28	0.50	-0.07	0.15	0.54	-0.20	-0.18	-0.20	-0.05	-0.98
LB	-0.45	-1.24	-0.88	-1.47	-0.71	-0.53	-0.35	-1.10	-1.02	-1.17	-0.70	-0.40
AB	-0.04	-0.58	-0.42	-0.66	-1.02	-1.10	-1.05	-0.20	-0.18	-0.20	-0.56	0.54
KL	-0.58	-1.90	-1.52	-2.23	-1.02	-0.87	-0.77	-0.50	-0.18	-0.20	-0.20	0.18
mean effect size	-0.37	-0.68	-0.43	-0.68	-0.83	-0.81	-0.74	-0.83	-0.72	-0.81	-0.40	-0.77
sd ES	0.42	0.64	0.53	0.82	0.56	0.69	0.89	0.55	0.53	0.58	0.79	1.56
incidence,no	1010	2010	1010	2010	6010	4010	4010	4010	3010	4010	1010	2010
% incidence	10	20	10	20	60	40	40	40	30	40	10	20
BORDERLINE POOR READERS												
OC	-0.31	-0.58	-0.42	-0.66	-0.71	-0.53	-0.35	0.39	0.40	0.54	0.27	0.64
NL	-1.32	-0.25	0.28	0.50	-1.02	-0.31	0.05	-1.40	-0.89	-1.05	0.19	0.62
SS	-0.72	-0.58	-0.18	-0.26	-1.02	-0.87	-0.80	0.99	1.17	1.21	-1.76	-1.56
ST	-0.04	0.08	0.17	0.30	-0.07	-0.08	0.26	-2.29	-2.56	-2.13	-0.31	-0.38
PB	-0.85	-0.91	-0.48	-0.78	-1.34	-1.43	-1.62	-1.10	-0.76	-0.89	1.66	-0.55
HP	-0.31	-0.58	-0.42	-0.66	-1.34	-1.55	-1.79	-1.69	-1.66	-1.73	-0.95	-1.20

LP	-0.31	-0.25	-0.13	-0.18	0.56	0.71	0.87	0.10	-0.11	-0.11	0.53	-0.83
TW	0.09	1.39	1.27	1.31	0.88	1.16	1.04	-0.80	-1.02	-1.13	0.61	0.66
OH	-0.72	0.41	0.69	0.98	-0.39	-0.02	0.35	0.10	0.40	0.54	-2.13	0.28
DB	0.50	0.73	0.63	0.90	-0.07	-0.31	0.05	-0.20	-0.63	-0.73	0.54	0.35
RU	-0.72	-0.25	0.11	0.22	-0.07	0.37	0.66	-1.10	-0.76	-0.89	-0.34	-0.34
RW	-0.99	-0.25	0.11	0.22	-0.39	0.15	0.49	0.10	0.66	0.80	-0.82	-0.14
ON	1.57	1.06	0.46	0.70	0.56	-0.08	-2.72	-0.50	-1.34	-1.50	0.68	-0.38
EC	0.23	-0.25	-0.24	-0.38	0.56	0.71	0.87	-0.50	-0.69	-0.81	-2.19	0.82
JS	0.50	-0.25	-0.24	-0.38	1.19	1.10	1.02	0.39	0.01	0.05	-1.50	-0.33
AM	-0.04	0.73	0.75	1.02	1.83	1.61	1.13	0.39	0.14	0.21	-0.32	0.40
AV	0.36	0.08	0.05	0.14	-1.02	-0.64	-0.42	1.29	1.04	1.13	0.08	0.95
MB	-0.31	1.06	1.16	1.27		-0.19	0.13	-0.50	-0.50	-0.54	0.36	-0.18
NC	1.98	1.06	0.22	0.38	-0.07	-0.93	-0.88	0.69	-0.05	-0.03	1.20	0.96
mean effect size	-0.07	0.13	0.20	0.24	-0.09	-0.06	-0.09	-0.30	-0.38	-0.37	-0.22	-0.01
sd ES	0.83	0.69	0.51	0.67	0.89	0.86	1.07	0.94	0.94	0.96	1.09	0.73
incidence,no	1019	19	19	19	4018	2019	3019	5019	4019	5019	4019	2019
% incidence	5.3	0	0	0	22.2	10.5	15.8	26.3	21.1	26.3	21.1	10.5
NORMAL READERS												
EV	5.21	2.05	-6.08	0.22	-0.07	-2.22	-2.47	1.59	-0.11	-0.13	-0.26	0.60
KW	0.36	0.73	0.63	0.90	0.88	1.39	1.09	0.69	0.72	0.86	-0.08	0.62
LB	1.84	1.39	0.57	0.86	0.88	0.26	0.58	0.69	0.08	0.13	0.95	1.39
BH	-1.12	-0.58	-0.01	0.06	-0.39	0.15	0.49	-0.50	0.14	0.19	-0.98	0.19
LCo	-0.99	-0.58	-0.18	-0.26	-1.02	0.09	-0.84	0.69	1.04	1.17	-1.29	-1.70
JOM	-0.31	-1.24	-1.00	-1.63	-1.34	-1.55	-1.79	-0.50	-0.50	-0.54	-0.33	-2.22
AW	0.77	1.06	0.86	1.10	0.24	-0.08	0.30	0.69	0.27	0.33	0.82	-1.48
DK	-0.18	-0.58	-0.42	-0.66	0.88	1.39	1.09	0.39	0.40	0.54	1.53	1.77
FR	-0.18	-1.90	-1.64	-2.31	-1.02	-1.10	-1.05	0.10	0.14	0.21	1.26	1.19
SD	-0.18	-0.25	-0.13	-0.18	1.83	1.61	1.13	-0.50	-0.50	-0.54	-0.13	0.25
HP	-0.31	-1.57	-1.17	-1.87	-1.34	-1.55	-1.79	-0.80	-0.76	-0.89	-0.04	-1.67
SP	-0.58	-2.23	-1.81	-2.39	-0.07	0.37	0.66	-0.50	-0.18	-0.20	0.94	-0.08
LT	-0.18	0.08	0.17	0.30	0.24	0.15	0.47	0.69	0.72	0.86	0.80	1.43
MS-B	-0.45	1.06	1.16	1.27	1.51	1.61	1.13	-0.50	-0.50	-0.54	-0.90	0.27
NF	-0.99	-1.24	-0.77	-1.31	-1.34	-1.21	-1.32	0.39	0.79	0.97	-0.26	-0.74
JJ	0.50	1.72	1.62	1.39	3.09	1.61	1.13	1.29	1.04	1.13	-0.02	-0.36
HG	-0.45	-0.25	-0.01	0.06	-0.71	-0.53	-0.35	0.69	0.72	0.86	-1.54	0.41
CS	0.09	-0.25	-0.24	-0.38	-0.71	-0.76	-0.67	-0.20	-0.44	-0.48	0.38	0.37
SG	0.36	-0.91	-0.82	-1.39	0.56	0.48	0.75	0.39	0.01	0.05	1.82	-0.12
WM	1.03	2.05	1.56	1.39	1.19	0.93	0.96	2.18	1.94	1.58	0.59	-0.03
FK	-0.45	-0.58	-0.30	-0.50	-0.39	-0.19	0.18	-0.50	-0.50	-0.54	0.73	-0.26

Appendix 4.7 (b)

BB	1.03	0.73	0.34	0.54	0.24	-0.08	0.30	-1.10	-1.79	-1.85	-1.14	-0.01
SDa	-1.26	-0.25	0.28	0.50	-0.39	0.15	0.49	-0.50	0.14	0.19	0.25	0.29
AR	1.17	1.06	0.63	0.90	-0.71	-1.38	-1.51	1.88	1.43	1.37	-0.11	-1.33
SH	0.36	0.08	0.05	0.14	-1.02	-1.43	-1.56	0.99	0.66	0.78	-0.38	0.24
JGr	-0.58	0.41	0.57	0.86	1.51	1.61	1.13	0.10	0.40	0.54	1.16	0.27
FD	-0.31	-0.58	-0.42	-0.66	0.24	0.60	0.83	-2.29	2.46	1.70	1.10	0.64
JF	-0.31	0.08	0.17	0.30	-0.71	-0.53	-0.35	0.39	0.40	0.54	-0.82	0.37
KM	-0.04	0.08	0.17	0.30	1.51	1.61	1.13	0.99	0.79	0.93	0.82	1.10
FL	-0.85	0.08	0.40	0.62	-0.71	-0.42	-0.12	-0.50	-0.18	-0.20	0.22	1.36
MP	-0.85	-1.57	-1.06	-1.71	0.24	0.71	0.87	0.10	0.40	0.54	0.89	0.33
JH	-0.45	0.41	0.57	0.86	1.83	1.61	1.13	-0.20	-0.18	-0.20	0.79	1.05
VW	-0.31	-0.25	-0.01	0.06	-0.39	-0.19	0.18	0.99	1.04	1.09	-0.18	0.95
NW	-0.58	-0.25	-0.01	0.06	-0.71	-0.42	-0.12	-0.50	-0.18	-0.20	0.98	-0.80
TB	0.09	-0.25	0.40	0.62	-0.39	0.37	0.66	0.99	1.43	1.41	-1.72	-0.99
LCr	-0.58	0.41	0.57	0.86	-0.07	0.37	0.66	-0.50	-0.18	-0.20	-0.41	0.73
AG	-0.58	-2.23	-1.81	-2.39	-1.02	-0.87	-0.80	2.18	2.20	1.66	0.58	0.70
IF	3.06	1.39	0.11	0.22	2.14	1.16	1.04	-0.20	-1.53	-1.62	-0.86	-1.63
JG	0.77	1.39	1.16	1.27	1.51	1.39	1.09	1.59	1.17	1.25	0.28	0.63
NB	0.23	0.08	0.05	0.14	0.88	1.10	-0.12	0.69	0.53	0.60	0.57	0.49
JO	-0.58	-0.58	-0.30	-0.50	0.24	0.71	0.87	0.10	0.40	0.54	-2.40	-0.27
HB	-0.58	-0.25	-0.01	0.06	1.51	1.61	1.13	0.39	0.66	0.80	0.84	0.55
FC	0.09	0.41	0.46	0.70	1.51	1.61	1.13	1.29	1.17	1.21	1.13	1.21
FR	-0.04	1.06	1.04	1.19	0.88	1.10	1.02	0.69	0.53	0.62	0.61	0.47
FM	-0.04	-1.57	-1.35	-2.07	-0.71	-0.76	-0.67	0.39	0.40	0.54	-0.56	0.28
KW	0.90	1.39	0.86	1.10	-0.39	-0.76	-0.65	0.10	0.40	0.54	0.19	-0.63
MW	-0.04	0.41	0.46	0.70	0.24	0.37	0.66	0.10	-0.11	-0.11	2.30	1.05
VL	-2.33	-1.57	-0.30	-0.50	-0.07	1.05	1.00	-0.80	0.27	0.44	-1.15	-1.38
CR	-0.72	1.39	1.62	1.39	1.51	1.61	1.13	0.99	1.17	1.21	1.26	-0.17
AR	0.63	-0.25	-0.42	-0.66	0.24	0.15	0.47	0.10	-0.37	-0.36	-0.29	-0.07
FC	1.17	1.06	0.63	0.90	1.83	1.61	1.13	-0.50	-1.27	-1.46	0.92	1.28
LC	0.09	0.41	0.46	0.70	-0.39	-0.42	-0.12	1.29	1.17	1.21	-0.23	-0.30
VJ	0.90	2.71	2.44	1.39	-1.02	-1.66	-1.85	1.29	0.91	1.03	-0.75	0.01
mean effect size	0.06	0.06	-0.01	0.05	0.23	0.23	0.19	0.32	0.36	0.37	0.15	0.12
sd ES	1.11	1.13	1.21	1.07	1.06	1.07	0.99	0.87	0.84	0.82	0.95	0.91
incidence,no	3053	9053	7053	9053	8053	8053	8053	2053	3053	3053	6053	7053
% incidence	5.7	17	13.2	17	15.1	15.1	15.1	3.8	5.7	5.7	11.3	13.2

Appendix 4.7 (b)

0.83	1.12	0.45	0.21	1.12	0.89	0.91	-0.66	-0.37	-0.42	-1.51	0.10	-1.76	-0.74	-2.02	
0.81	0.86	2.07	1.32	1.32	1.27	1.72	-0.34	-0.17	-0.10	0.05	-0.18	0.69	0.96	-0.21	
0.15	-0.71	0.65	-0.53	-0.53	-0.25	-0.05	-0.89	-0.87	-1.05	-0.23	1.52	0.07	0.39	1.00	
-0.41	0.21	-0.97	-1.14	-1.14	-1.00	-1.15	-0.24	-0.27	-0.31	-0.89	0.81	0.69	0.39	0.40	
0.71	0.01	1.87	0.71	1.08	1.08	1.35	-0.89	-0.87	-1.05	0.05	-0.18	0.69	-1.31	-0.21	
0.26	-0.30	0.04	-0.11	-0.25	-0.25	-0.12	-0.75	-0.17	-0.14	-0.23	-0.61	0.69	0.39	0.40	
1.21	0.61	0.85	-0.32	-0.32	-0.25	0.10	0.22	-0.47	-0.61	-1.51	0.81	0.07	-0.17	1.00	
1.03	-0.15	1.26	0.71	0.71	1.46	1.28	-0.10	0.13	0.25	-0.23	-1.81	0.69	0.39	1.00	
-0.23	-0.86	0.65	0.71	0.71	0.70	0.76	-0.01	-0.07	0.00	-0.56	0.53	0.69	-0.17	1.00	
0.55	0.26	0.04	-0.11	-0.43	-0.43	-0.19	-0.66	-0.67	-0.77	0.05	-0.61	0.69	-0.17	0.40	
0.76	0.74	0.24	0.30	0.30	0.51	0.39	0.04	0.03	0.07	1.00	-0.40	0.69	0.96	1.00	
-2.10	-0.77	-0.16	-0.11	-0.11	-0.62	-0.34	-0.75	-0.57	-0.70	0.05	-1.11	0.07	-0.17	0.40	
0.35	1.04	0.65	0.91	0.91	2.40	1.50	0.64	-0.37	-0.45	0.99	-0.18	0.69	0.39	1.00	
0.13	-0.04	0.18	-0.02	-0.02	0.03	0.07	-0.49	-0.52	-0.58	-0.32	-0.05	0.11	-0.17	-0.08	
0.96	0.76	0.99	0.83	0.83	1.17	1.04	0.46	0.42	0.47	0.67	0.84	0.97	1.10	1.23	
2019	2019	2019	2019	2019	5019	5019	19	1019	5019	2019	1019	2019	4019	4019	4019
10.5	10.5	10.5	10.5	10.5	26.3	26.3	0	5.3	26.3	10.5	5.3	10.5	21.1	21.1	21.1
0.43	0.32	1.46	1.12	1.12	0.70	1.20	2.50	0.24	0.35	1.00	1.73	0.69	0.96	1.00	
0.40	0.39	1.46	0.91	0.91	1.27	1.35	-0.43	0.03	0.11	0.81	0.81	0.07	0.39	-0.21	
0.91	1.34	0.24	-0.11	-0.11	0.13	0.10	0.31	-0.47	-0.52	1.32	1.73	0.69	0.39	1.00	
-1.30	-0.86	1.46	1.12	1.12	1.27	1.42	-0.75	-0.17	-0.14	-0.89	0.31	0.69	0.39	-0.21	
-1.13	-1.71	0.04	-0.11	-0.11	0.13	0.03	-0.62	0.13	0.28	-0.56	-1.32	-0.54	-0.17	-0.81	
-0.42	-1.24	-1.38	-1.76	-1.76	-1.19	-1.59	-0.89	-1.17	-1.33	-0.23	-0.89	0.69	0.39	-0.21	
-0.62	-0.53	0.24	0.71	0.71	0.70	0.61	0.31	0.03	0.04	0.99	0.10	0.69	0.96	0.40	
1.70	2.06	0.65	1.12	1.12	0.51	0.83	-0.62	-0.27	-0.28	-0.56	-0.40	0.07	0.96	0.40	
0.33	1.16	-1.78	0.50	0.50	0.51	-0.27	-0.48	-0.02	0.02	0.38	1.02	0.69	0.96	0.40	
0.93	0.43	0.24	0.71	0.71	0.89	0.69	-0.75	-0.57	-0.70	-0.89	0.53	0.69	0.39	0.40	
-0.86	-1.06	1.26	1.12	1.12	-0.25	0.76	-0.52	-0.07	-0.07	-0.56	1.52	0.69	0.39	-0.21	
-0.84	0.02	-1.17	-1.76	-1.76	-1.00	-1.44	-0.52	0.13	0.25	-1.18	-0.40	0.69	0.39	-0.21	
0.35	1.07	-0.57	0.50	0.50	1.27	0.47	-0.34	0.13	0.28	-0.56	1.02	0.69	-0.74	1.00	
0.34	-0.13	-0.16	0.30	0.30	0.32	0.17	-0.48	-0.02	0.02	-0.89	-1.11	-1.15	-1.88	0.40	
-1.84	-1.16	-0.97	-2.17	-2.17	-1.38	-1.66	-0.48	0.34	0.56	0.05	-2.31	0.69	0.39	1.00	
0.67	0.11	1.46	0.71	0.71	0.51	0.98	0.36	0.34	0.45	0.38	1.02	0.69	0.39	0.40	
-0.14	-0.53	0.04	-0.94	-0.94	-0.62	-0.56	-0.34	0.13	0.28	-0.56	0.81	0.69	0.96	-0.81	
0.04	0.33	0.24	0.09	0.09	0.13	0.17	-0.38	-0.17	-0.21	-0.56	0.10	-1.76	-0.17	1.00	
1.33	1.25	0.04	-0.32	-0.32	0.89	0.25	0.27	0.24	0.32	-0.23	-0.18	-0.54	0.39	1.00	
0.36	0.38	-0.16	0.30	0.30	-0.25	-0.05	1.43	0.74	1.00	0.99	1.02	0.69	0.96	1.00	
0.49	0.39	-1.38	-0.32	-0.32	-0.25	-0.71	-0.48	-0.02	0.02	-0.56	-0.61	0.07	-0.17	0.40	

0.08	-0.45	-0.16	-0.94	0.13	-0.34	0.36	0.03	0.07	0.69	0.08	0.07	-0.74	-0.21
0.30	0.35	1.06	-0.73	0.13	0.17	-0.66	0.03	0.14	-0.56	-0.18	0.69	-2.44	-0.81
0.54	-0.39	-1.38	0.91	-0.62	-0.42	1.01	0.24	0.35	0.71	-0.18	0.69	0.96	1.00
1.17	0.42	-0.57	-0.32	0.13	-0.27	0.73	0.54	0.77	0.99	1.23	0.69	0.96	1.00
0.68	0.87	1.46	0.91	1.27	1.35	-0.20	0.54	0.80	1.32	1.02	0.69	0.39	-0.21
-0.50	0.52	-0.97	-0.73	-0.81	-0.93	-0.57	-0.17	-0.17	0.05	0.10	0.69	0.39	0.40
1.40	0.38	-1.78	-0.94	-0.62	-1.22	-0.01	0.54	0.73	-0.56	0.10	-0.54	0.39	1.00
1.44	1.39	0.45	1.12	0.51	0.76	-0.01	0.24	0.39	0.71	0.31	0.69	0.96	1.00
1.38	1.22	0.45	0.91	0.13	0.54	0.27	1.04	1.26	-0.23	-0.61	0.69	-2.44	1.00
0.48	0.70	-1.38	0.50	0.13	-0.27	-0.43	0.24	0.42	0.38	-1.81	0.69	0.39	-1.41
-0.24	0.67	0.85	1.12	0.70	0.98	-0.10	0.44	0.63	1.65	-0.18	-0.54	-0.17	1.00
-0.04	0.31	-0.36	-0.73	-1.57	-1.00	-0.38	0.13	0.18	0.05	0.31	-1.15	0.39	-0.21
0.91	0.44	0.45	1.53	1.27	1.20	0.73	1.49	1.49	0.71	-0.18	0.69	0.96	0.40
-2.57	-2.17	0.04	-0.73	0.13	-0.19	1.57	1.59	1.52	0.38	0.53	-1.15	-0.17	0.40
0.22	0.22	0.04	0.71	1.27	0.76	0.59	1.34	1.43	0.05	1.02	0.69	-0.74	1.00
0.56	0.76	-0.57	-0.94	0.13	-0.49	0.36	1.14	1.33	0.99	0.53	0.69	0.39	-0.21
-1.99	-1.85	0.85	1.73	1.65	1.57	2.50	1.14	1.33	1.32	0.08	0.69	0.96	1.00
1.21	0.87	1.46	0.71	-0.06	0.76	0.78	0.24	0.42	1.32	0.81	0.69	0.96	-0.81
0.52	0.65	2.68	1.94	1.84	2.38	1.20	1.24	1.36	1.65	0.31	0.07	0.39	0.40
-1.10	-1.56	-0.77	-0.94	-0.81	-0.93	1.38	1.94	1.63	0.99	0.31	0.07	0.96	0.40
0.47	0.77	-0.57	-0.94	-0.62	-0.78	-0.24	0.54	0.73	0.05	-0.40	0.07	0.39	0.40
1.38	1.54	-0.57	-1.76	-1.00	-1.22	1.29	1.24	1.40	2.26	-0.18	0.07	0.39	1.00
0.68	0.73	0.65	0.09	0.51	0.47	0.41	0.64	0.84	0.05	-1.60	0.69	-0.17	0.40
-1.50	-0.72	0.04	-0.53	-0.25	-0.27	1.57	1.64	1.54	1.65	0.53	0.69	0.96	1.00
0.87	0.17	1.66	1.53	0.70	1.42	1.99	1.39	1.45	0.99	1.23	0.69	0.96	1.00
1.01	1.81	1.87	1.12	1.27	1.57	1.89	1.94	1.63	0.71	0.53	0.69	0.96	0.40
-0.69	-1.34	-0.16	0.30	0.89	0.39	-0.15	0.94	1.19	-1.18	-0.40	0.07	0.39	-0.81
0.39	0.61	-0.16	-0.11	-0.25	-0.19	1.20	1.79	1.59	2.26	1.52	0.69	0.96	-0.21
-0.74	-0.45	-0.57	0.30	0.13	-0.05	2.27	2.04	1.64	2.26	1.02	0.69	0.96	1.00
1.04	1.34	0.04	1.12	0.89	0.76	2.27	1.59	1.52	1.32	1.73	0.69	0.39	1.00
-0.23	-0.32	-0.16	-0.11	-0.06	-0.12	2.17	2.24	1.68	1.65	0.10	0.69	0.39	1.00
-0.68	-0.59	-1.17	-0.94	-1.19	-1.22	3.01	2.24	1.68	1.93	1.73	0.69	0.96	0.40
0.14	0.17	0.08	0.13	0.19	0.15	0.45	0.60	0.64	0.45	0.26	0.34	0.32	0.38
0.96	0.97	1.01	0.98	0.81	0.92	1.04	0.79	0.73	0.95	0.92	0.61	0.80	0.65
7053	8053	8053	4053	6053	7053	53	1053	1053	2052	5053	4053	3053	1053
13.2	15.1	15.1	7.5	11.3	13.2	0	1.9	1.9	3.8	9.4	7.5	5.7	1.9

Rhyme overall	Naming Game pictures	Mean Time (overall)	Picture naming median time	Mean Time (correct)	Mean Time (errors)	Naming game colours	Mean Time (overall)	colour naming median time	Mean Time (correct)	Mean Time (errors)	Naming game numbers	Mean Time (overall)
-2.27	0.26	0.28	-0.25	0.24	0.24	0.10	-0.04	-0.05	-0.04	-0.04	-2.20	-0.41
-1.58	0.26	0.30	-0.13	0.27	0.27	0.10	-0.50	0.21	-0.50	-0.50	0.33	-0.07
0.85	0.26	-0.57	-0.88	-0.71	-0.71	0.10	0.42	0.16	0.42	0.42	0.33	-0.16
0.35	0.26	0.80	0.85	0.83	0.83	0.10	0.63	0.52	0.63	0.63	0.33	0.64
-1.58	0.26	0.10	0.38	0.04	0.04	0.10	0.58	0.54	0.58	0.58	0.33	0.30
-0.86	0.26	0.65	0.57	0.66	0.66	0.10	0.61	0.52	0.61	0.61	0.33	0.47
-0.86	0.26	0.15	-0.09	0.10	0.10	0.10	0.47	0.18	0.47	0.47	0.33	0.41
0.35	0.26	0.48	0.46	0.46	0.46	0.10	0.68	0.49	0.68	0.68	0.33	0.66
-1.58	0.26	0.33	0.10	0.29	0.29	0.10	0.58	0.73	0.58	0.58	0.33	0.58
-0.80	0.26	0.28	0.11	0.24	0.24	0.10	0.38	0.37	0.38	0.38	0.05	0.27
1.08	0.03	0.39	0.52	0.44	0.44	0.01	0.39	0.25	0.39	0.39	0.84	0.39
4009	9	9	9	9	9	9	9	9	9	9	1009	9
44.4	0	0	0	0	0	0	0	0	0	0	11.1	0
-2.01	0.26	-1.90	-3.35	-2.22	-2.22	0.10	0.45	0.62	0.45	0.45	0.33	0.41
-1.58	0.26	0.65	0.65	0.66	0.66	0.10	0.31	0.10	0.31	0.31	0.33	0.24
-0.58	0.26	-0.24	-0.13	-0.35	-0.35	0.10	0.58	0.21	0.58	0.58	0.33	-0.13
-1.08	0.26	0.10	-0.01	0.04	0.04	0.10	0.33	0.10	0.33	0.33	-2.10	-1.09
-2.51	0.26	-3.91	-3.97	-4.49	-4.49	0.10	-2.06	-1.06	-2.06	-2.06	-4.73	-3.15
-1.29	0.26	-0.02	-0.01	-0.10	-0.10	0.10	0.54	0.44	0.54	0.54	0.33	0.04
-2.29	-3.74	0.62	0.50	0.60	0.60	0.61	0.42	0.52	0.42	0.42	0.33	0.10
-1.08	0.26	0.25	0.14	0.21	0.21	-9.43	0.33	0.18	0.33	0.33	0.33	-0.07
-0.15	0.26	0.25	0.34	0.21	0.21	0.10	0.51	0.65	0.51	0.51	-2.10	-0.21
-1.08	0.26	-0.42	-0.80	-0.55	-0.55	0.10	0.33	0.39	0.33	0.33	0.33	-0.72
-1.36	-0.14	-0.46	-0.66	-0.60	-0.60	0.61	0.17	0.22	0.17	0.17	-0.66	-0.46
0.74	1.27	1.41	1.63	1.59	1.59	3.02	0.79	0.49	0.79	0.79	1.75	1.05
8010	1010	2010	2010	2010	2010	1	1010	1010	1010	1010	3010	2010
80	10	20	20	20	20	0	10	10	10	10	30	20
-1.29	0.26	0.23	-0.05	0.18	0.18	0.10	-0.61	0.26	-0.61	-0.61	0.33	-0.78
-1.29	0.26	-0.17	-0.41	-0.27	-0.27	0.10	0.49	0.23	0.49	0.49	-4.73	0.61
0.14	0.26	-0.32	-0.37	-0.43	-0.43	0.10	-1.58	-1.14	-1.58	-1.58	-2.10	-0.52
-3.94	0.26	0.58	0.38	0.57	0.57	0.10	0.47	0.44	0.47	0.47	0.33	0.61
0.57	0.26	0.33	0.46	0.29	0.29	0.10	0.33	0.13	0.33	0.33	0.33	-0.10
0.35	-3.74	-4.26	-0.41	-1.22	-1.22	-1.99	-1.17	-1.64	-1.17	-1.17	-2.10	-1.77

-1.79	0.26	0.75	1.04	0.77	0.10	0.63	0.26	0.63	0.69
0.57	0.26	0.28	0.06	0.24	0.10	0.05	0.54	0.33	0.52
0.57	0.26	-0.19	0.06	-0.29	0.10	-1.35	-1.22	-2.10	-0.64
0.57	0.26	-0.89	-0.68	-1.08	0.10	-5.38	-5.45	0.33	-0.64
-0.36	0.26	0.65	0.57	0.66	0.10	0.95	0.75	0.33	0.44
0.57	0.26	0.58	0.53	0.57	0.10	-0.57	0.16	0.33	0.21
0.35	0.26	0.72	0.46	0.74	0.10	0.56	0.54	0.33	0.13
0.85	0.26	0.48	0.26	0.46	0.10	0.19	0.65	0.33	0.49
0.57	0.26	-0.59	-0.95	-0.74	0.10	-1.33	-2.15	0.33	-1.12
0.35	0.26	0.30	0.34	0.27	0.10	0.65	0.47	0.33	0.35
1.07	0.26	0.35	0.46	0.32	0.10	0.45	0.70	0.33	0.61
0.14	0.26	0.33	0.50	0.29	0.10	-0.20	0.13	0.33	-0.21
0.85	0.26	0.48	0.53	1.81	0.10	-0.80	0.10	-0.32	0.75
-0.06	0.05	-0.02	0.15	0.17	0.10	-0.43	-0.33	-0.36	-0.02
1.23	0.92	1.12	0.51	0.71	0.01	1.43	1.50	1.39	0.71
4019	1019	1019	18	2019	19	5019	5019	4019	2019
21.1	5.3	5.3	0	10.5	0	26.3	26.3	21.1	10.5
1.07	0.26	0.97	1.20	1.02	0.10	1.20	1.04	0.33	1.03
0.14	0.26	0.03	-0.17	-0.04	0.10	0.03	0.31	0.33	0.10
0.85	0.26	-0.19	0.10	-0.29	0.10	-0.82	-0.78	0.33	0.49
0.35	0.26	0.08	-0.01	0.01	0.10	-0.59	-1.32	0.33	-1.09
-0.58	0.26	-0.52	-0.37	-0.66	0.10	-0.38	-0.34	0.33	-0.07
0.35	-3.74	0.13	-0.09	0.24	0.10	0.05	0.39	0.33	0.15
0.85	0.26	-2.15	-2.64	-2.50	0.10	-1.60	-2.21	0.33	-6.77
0.57	0.26	0.58	0.57	0.57	0.10	0.72	0.88	0.33	0.61
0.85	0.26	1.02	0.77	1.08	0.10	0.68	0.34	0.33	0.78
0.57	0.26	-2.13	-3.42	-2.48	0.10	0.61	0.47	0.33	0.15
0.35	-3.74	-4.71	-3.66	-4.86	0.10	-2.48	-3.79	-2.20	-2.93
0.35	0.26	0.10	-0.21	0.04	0.10	0.10	0.26	-2.20	0.10
0.35	0.26	0.53	0.46	0.52	0.10	0.70	0.52	0.33	0.27
-1.08	-3.74	-0.66	-0.13	-0.83	0.10	0.93	0.78	0.33	0.38
0.85	0.26	0.43	1.08	0.41	0.10	0.31	0.54	0.33	0.07
0.57	0.26	0.13	0.03	0.07	0.10	0.19	0.26	0.33	-0.16
0.35	0.26	0.05	-0.21	-0.01	0.10	2.15	0.16	0.33	0.04
-0.36	0.26	0.38	0.30	0.35	0.10	0.56	0.65	0.33	0.58
0.35	0.26	1.02	1.16	1.08	0.10	1.07	0.88	0.33	0.89
1.07	0.26	0.35	0.22	0.32	0.10	0.54	0.39	0.33	0.35
0.14	0.26	0.85	0.97	0.88	0.10	-0.29	0.41	0.33	0.80

-0.36	0.26	0.30	0.38	0.27		0.10	-1.76	-2.08	-1.76	0.33	0.07
-1.08	0.26	-0.12	0.18	-0.21		0.10	-0.82	-0.88	-0.82	0.33	0.01
1.07	0.26	-0.91	-0.88	-1.11		0.10	-1.30	-1.14	-1.30	0.33	-1.00
1.07	0.26	0.75	0.85	0.77		0.10	0.35	0.16	0.35	0.33	0.89
0.35	0.26	-0.57	-0.76	-0.71		0.10	0.26	-0.03	0.26	0.33	-0.67
0.57	0.26	0.23	0.06	0.18		0.10	0.21	0.52	0.21	0.33	0.47
0.35	-3.74	-0.59	-0.41	0.38	0.51	0.10	0.10	0.52	0.10	0.33	0.07
1.07	0.26	0.00	0.50	-0.07		0.10	0.56	0.52	0.56	0.33	-0.24
-0.36	0.26	-0.12	0.18	-0.21		0.10	-0.54	0.16	-0.54	0.33	-0.38
-0.15	0.26	0.72	0.97	0.74		0.10	0.77	0.47	0.77	0.33	0.69
0.14	0.26	0.45	0.69	0.43		0.10	0.47	0.57	0.47	0.33	0.38
-0.36	0.26	-0.27	0.57	-0.38		0.10	0.65	0.67	0.65	0.33	0.38
0.85	0.26	0.62	0.42	0.63		0.10	-0.18	-0.13	-0.18	0.33	0.13
-0.36	0.26	-0.42	-0.48	-0.55		0.10	-0.41	-0.36	-0.41	0.33	0.30
0.35	0.26	0.10	0.46	0.04		0.10	-1.03	-1.25	-1.03	0.33	0.49
0.35	0.26	0.28	-0.05	0.24		0.10	0.38	0.34	0.38	0.33	-0.01
1.07	0.26	-0.24	-0.44	-0.35		0.10	-0.36	-0.26	-0.36	0.33	-0.04
0.35	0.26	0.38	0.46	0.35		0.10	0.19	0.03	0.19	0.33	0.38
0.35	0.26	0.38	1.04	0.35		0.10	-1.44	-0.31	-1.44	0.33	0.75
0.57	0.26	0.80	0.93	0.83		0.10	0.81	0.52	0.81	0.33	0.80
0.35	0.26	0.58	0.42	0.57		0.10	0.49	0.41	0.49	0.33	0.32
0.57	0.26	0.30	0.26	0.27		0.10	0.63	0.31	0.63	0.33	0.38
0.35	0.26	0.90	0.97	0.94		0.10	1.18	0.99	1.18	0.33	0.55
1.07	0.26	0.43	0.30	0.41		0.10	0.28	0.34	0.28	0.33	0.15
1.07	0.26	0.35	0.46	0.32		0.10	0.68	0.36	0.68	0.33	0.55
0.85	0.26	0.50	0.22	0.49		0.10	0.86	0.44	0.86	0.33	0.13
-0.15	0.26	0.75	0.89	0.77		0.10	-1.03	0.21	-1.03	0.33	0.21
0.57	0.26	-0.54	-0.41	-0.69		0.10	-1.07	-0.16	-1.07	0.33	0.13
1.07	0.26	0.75	0.85	0.77		0.10	-0.15	0.26	-0.15	0.33	0.15
0.85	0.26	0.65	0.77	0.66		0.10	0.93	0.67	0.93	0.33	0.66
0.85	0.26	-0.32	-0.41	-0.43		0.10	0.84	0.75	0.84	0.33	0.47
0.85	0.26	0.08	-2.09	0.01		0.10	-1.17	-1.66	-1.17	0.33	-0.41
0.42	-0.04	0.05	0.05	0.01	0.34	0.10	0.06	0.01	0.06	0.23	0.05
0.54	1.07	0.93	1.02	1.00	0.27	0.01	0.89	0.91	0.89	0.49	1.13
2053	4053	3053	4053	4053	4	53	9053	7053	9053	2053	4053
3.8	7.5	5.7	7.5	7.5	0	0	17	13.2	17	3.8	7.5

naming numbers median time	Mean Time (correct)	Mean Time (errors)	Naming game letters	Mean Time (overall)	naming letters median time	Mean Time (correct)	Mean Time (errors)	Lexical access overall %	Lexical access words %	Lexical access NW %	Lexical access median time (overall)
-0.54	-0.39	0.54	0.02	0.44	0.24	0.67	0.42	-2.84	-2.42	-3.39	2.02
-0.31	-0.12*	-3.03*	-0.30*	-0.19	0.01	-0.30	-0.80	0.68	0.54	0.69	-0.14
-0.39	-0.21*	0.05	0.05	0.63	0.65	1.09	1.05	0.27	0.19	-0.01	0.47
0.97	0.63*	0.05	0.05	0.34	0.36	0.23	0.70	0.68	0.97	0.10	1.14
0.31	0.27*	0.64	0.11*	0.11*	0.11*	-0.23*	0.27	0.27	-0.07	0.57	0.05
0.43	0.45*	-0.59*	-0.59*	-0.59*	0.78	1.37*	1.37*	-2.42	-2.16	-1.88	-1.11
0.66	0.66*	0.64	0.64	0.64	0.93	0.93	0.71	-1.08	-0.60	-1.76	0.74
0.59	0.57*	0.05	0.05	0.45	0.38	0.51	0.71	0.27	0.19	-0.01	-1.04
0.23	0.25	-0.24	-0.24	0.36	0.43	0.48	0.42	-0.52	-0.42	-0.71	0.27
0.52	0.39	1.11	1.11	0.32	0.32	0.63	0.72	1.42	1.24	1.46	1.06
9	9	1009	7	7	6	7	5	3008	2008	3008	2008
0	0	11.1	0	0	0	0	0	37.5	25	37.5	25
0.16	0.39*	-1.81	-1.81	-0.64	-1.73	-1.54	-0.10	-2.42	-2.25	-0.36	1.50
0.00	0.21*	0.05	0.05	0.39	0.30	0.42	0.63	-1.70	-0.07	-0.83	-0.20
-0.19	-0.18*	-0.59	-0.59	-0.25	0.22	-0.21	-0.37	-0.35	0.80	-1.53	-0.77
-0.54	-0.75	1.27	1.27	-0.72	-0.58	-1.26	-0.69	-2.42	-2.25	-0.36	0.71
-3.85	-2.62	-3.62	-3.62	-4.41	-5.81	-2.14	-2.38	-2.42	-2.25	-0.36	0.96
-0.19	0.00*	-1.17	-1.17	0.12	0.09	0.42	0.18	-0.04	-0.16	-0.01	0.38
-0.19	0.06*	0.05	0.05	0.22	-0.15	0.14	0.32	-1.08	-1.12	-0.94	0.02
0.16	-0.12*	0.50	0.50	0.50	0.38	0.70	0.66	-1.08	-0.77	-1.64	-0.44
0.00	-0.12	0.45	-2.40	-0.77	0.18	0.12	-0.40	-0.77	-1.03	-0.24	-0.26
-0.08	-0.81*	0.05	0.05	0.19	-0.13	0.14	0.15	-0.56	-0.33	-1.06	-1.17
-0.47	-0.39	-0.81	-0.81	-0.54	-0.72	-0.32	-0.20	-1.29	-0.94	-0.73	0.07
1.20	0.87	1.45	1.45	1.44	1.89	0.97	0.88	0.90	1.05	0.56	0.82
1010	1010	4010	1010	1010	2010	3010	1010	6010	5010	3010	1010
10	10	40	40	10	20	30	10	60	50	30	10
0.20	-0.87*	-2.40	-2.40	-2.30	-1.46	-0.42	-1.68	-1.08	-0.25	-2.11	0.20
0.60*	0.60*	-2.40	-2.40	-0.62	-0.54	-3.17	0.19	-0.04	-0.16	-0.01	-0.04
-0.85	-0.54	0.54	-1.17	0.03	-0.15	-0.30	0.34	0.27	-0.33	1.27	0.50
0.51	0.60*	0.64	0.64	0.50	0.58	0.70*	0.70*	-0.77	-1.20	0.34	-0.50
0.04	-0.15*	-2.40	-2.40	-1.77	-0.87	-0.30	-1.24	0.99	0.97	0.69	-0.01
-2.80	-2.25	0.82	-3.03	-0.83	-1.91	-3.19	-0.02	-1.80	-1.38	-2.57	-0.29

0.62	0.69*		0.05	0.26	0.46	0.00	0.73	-1.08	-1.38	0.34	-2.65
0.59	0.51*		0.64	0.46	0.58	0.60*		1.30	1.41	0.69	0.71
-0.78	0.00	-0.48	-2.40	-0.40	-0.97	-0.56	0.03	0.47	0.19	0.57	0.05
-0.19	-0.72*		0.64	0.06	-0.15	-0.35*		-0.04	0.10	-0.48	-0.83
0.51	0.42*		0.05	0.67	0.81	1.16	0.69	0.47	0.19	0.57	0.59
0.16	0.18*		0.05	0.45	0.18	0.60	0.55	1.30	1.41	0.69	-0.14
-0.19	0.09*		0.64	0.26	-0.01	0.14*		0.47	0.54	0.10	-0.44
0.43	0.48*		0.64	0.56	0.50	0.86*		0.47	-0.07	1.27	0.14
-1.48	-1.23*		0.64	-0.27	-0.66	-1.14*		0.68	0.54	0.69	-1.38
0.20	0.33*		0.64	0.51	0.36	0.74*		0.27	-0.07	0.57	2.20
0.59	0.60*		-0.59	-0.76	0.26	0.28	-1.85	0.47	0.54	0.10	0.87
-0.54	-0.27*		-1.17	-2.57	-3.67	-3.82	-2.15	-0.35	0.36	-1.29	0.20
0.97	0.75*		0.05	0.51	0.60	0.72	0.67	0.68	0.54	0.69	-0.86
-0.11	-0.04		-0.57	-0.28	-0.32	-0.39	-0.31	0.14	0.10	0.11	-0.09
0.92	0.79		1.33	0.99	1.11	1.46	1.09	0.83	0.80	1.04	0.99
2018	2019		6019	2019	2019	3019	3012	3019	3019	2019	2019
11.1	10.5		31.6	10.5	10.5	15.8	25	15.8	15.8	10.5	10.5
1.25	1.05*		0.64	0.59	0.79	0.93*		0.68	0.28	1.27	1.32
-0.08	0.06*		0.64	0.19	0.15	-0.02*		0.27	-0.33	1.27	-0.95
0.35	0.48*		0.05	0.20	-0.15	-0.28	0.57	0.99	0.62	1.27	-1.74
-1.09	-1.20*		0.64	-0.78	-1.64	-2.35*		0.47	0.89	-0.36	-1.38
-0.31	-0.12*		0.05	0.09	0.34	-0.33	0.50	-0.56	-0.33	-1.06	-2.71
0.12	0.12*		-0.59	0.25	0.03	0.16	0.48	-2.63	-2.42	-0.71	0.41
-6.03	-7.25*		0.64	-0.91	-2.09	-2.68*		-0.56	-0.60	-0.71	-0.35
0.59	0.60*		0.05	0.37	0.44	0.28	0.74	0.99	0.97	0.69	0.17
0.20	0.78*		-0.59	0.44	0.22	0.58	0.55	1.30	1.41	0.69	0.44
0.12	0.12*		0.64	-0.23	-0.93	-1.05*		-0.56	-0.51	-0.13	-0.59
-1.71	-1.56	-2.26	-0.59	-6.08	-2.07	-1.61	-3.74	0.68	0.28	1.27	-0.07
0.35	-0.12	0.99	0.05	-0.03	0.05	-0.61	0.42	0.99	-1.73	-2.57	-1.04
0.51	0.24*		0.05	0.27	0.50	0.14	0.55	-1.80	-1.47	-2.46	1.17
0.31	0.36*		0.64	0.10	0.36	-0.26*		-0.04	-0.16	-0.01	0.17
0.78	0.66*		0.05	0.16	0.97	-0.02	0.31	-0.35	-0.68	0.45	0.32
-0.23	-0.21*		0.64	0.12	0.28	-0.21*		0.99	1.41	0.22	-0.77
-0.19	0.00*		0.64	0.38	0.28	0.42*		0.47	0.54	0.10	-0.07
0.51	0.57*		0.05	0.27	0.38	0.09	0.66	-0.35	-0.51	-0.13	0.47
0.97	0.90*		0.64	0.64	0.75	1.05*		0.99	1.41	0.22	1.08
0.24	0.33*		0.64	0.43	0.28	0.53*		0.47	-0.07	1.27	0.47
0.90	0.81*		0.64	0.49	0.46	0.67*		1.30	1.41	0.69	1.23

Appendix 4.7 (b)

-0.15	0.03	0.64	0.16	0.42	-0.12	0.68	0.54	0.83	-0.83
-0.23	-0.03	0.05	0.03	-0.17	-0.05	-0.04	0.10	-0.48	-0.32
-1.59	-1.11	0.64	0.00	-0.09	-0.49	-0.04	-0.16	-0.01	-0.86
1.17	0.90	0.64	0.37	0.83	0.39	0.99	0.62	1.27	0.32
-0.31	-0.75	0.64	0.22	-0.09	0.05	0.68	0.97	0.10	0.17
0.62	0.45	0.05	0.45	0.58	0.49	-0.77	-1.03	-0.24	0.53
0.20	0.03	-0.59	0.23	0.42	0.49	-0.77	-1.29	1.27	1.23
0.24	-0.30	0.64	0.51	0.50	0.74	0.27	0.45	-0.36	0.59
0.20	-0.45	0.64	0.00	0.24	-0.49	-1.08	-1.29	-0.36	0.62
0.70	0.69	0.64	0.45	0.36	0.58	0.27	1.41	-1.06	-0.47
0.39	0.36	0.64	0.54	0.54	0.81	0.99	0.62	1.27	-0.83
0.78	0.36	0.05	0.57	0.69	0.88	0.68	0.54	0.69	1.05
0.00	0.09	0.64	0.60	0.67	0.95	-0.04	-0.60	1.27	-0.65
0.12	0.27	0.64	0.07	-0.17	-0.33	-0.35	-0.51	-0.13	0.56
0.66	0.48	0.64	0.56	0.56	0.86	0.68	0.54	0.69	0.62
-0.23	-0.06	0.64	0.00	-0.34	-0.49	0.47	0.19	0.57	0.32
0.27	-0.09	0.64	0.53	0.48	0.79	0.27	0.45	-0.36	-0.29
0.35	0.36	0.64	0.31	0.40	0.26	0.99	1.41	0.22	0.05
0.90	0.75	0.64	0.53	0.77	0.79	-1.08	-1.38	0.34	1.05
0.90	0.81	0.64	0.63	0.85	1.02	0.47	1.41	-0.71	1.26
0.12	0.30	0.05	0.01	-0.01	-0.33	0.13	0.89	-0.36	-0.29
0.20	0.36	0.64	0.53	0.54	0.79	0.68	0.97	0.10	0.20
0.62	0.54	0.64	0.60	0.79	0.95	0.47	-0.07	1.27	0.62
0.31	0.12	0.64	0.24	-0.05	0.09	0.99	1.41	0.22	0.50
0.55	0.54	0.64	0.35	0.44	0.35	0.27	-0.07	0.57	-1.04
0.16	0.09	0.64	0.44	0.65	0.56	0.99	0.62	1.27	-0.38
0.27	0.18	0.05	0.42	0.38	0.63	-0.04	0.10	-0.48	0.26
-0.58	0.09	0.64	0.28	-0.05	0.19	0.47	0.89	-0.36	2.59
-0.04	0.12	0.64	-0.08	-0.25	-0.68	0.68	0.54	0.69	-1.29
0.74	0.66	0.64	0.73	0.97	1.26	0.99	0.97	0.69	-0.59
0.47	0.45	0.05	0.41	0.28	0.46	0.68	0.28	1.27	0.23
-0.70	-0.48	0.64	0.39	0.20	0.44	0.68	0.97	0.10	-3.68
0.09	0.05	0.40	0.15	0.20	0.14	0.27	0.21	0.21	-0.02
1.04	1.15	0.38	0.93	0.64	0.79	0.79	0.92	0.88	1.04
4053	4053	53	1053	3053	4053	4053	7053	4053	7053
7.5	7.5	0	1.9	5.7	7.5	7.5	13.2	7.5	13.2

Lexical Access median time (words)	Lexical access median time (NW)	Mean RA-CA
1.81	0.31	-1.42
•	•	-1.27
0.61	-3.78	-1.25
0.39	1.98	-1.10
1.02	1.00	-0.91
0.07	-0.18	-0.91
-0.59	-1.37	-0.86
0.32	1.04	-0.80
-1.04	-1.08	-0.76
0.32	-0.26	-1.03
0.89	1.81	0.24
1008	3008	4009
12.5	37.5	44.4
1.31	1.27	-1.27
-0.09	0.08	-1.21
-1.04	-0.45	-1.17
0.45	0.98	-1.10
0.61	1.42	-1.01
0.45	0.49	-0.95
-0.28	-0.23	-0.91
-0.09	-0.72	-0.84
-0.59	0.20	-0.79
-2.75	-0.27	-0.76
-0.20	0.28	-1.00
1.11	0.74	0.18
2010	10	5010
20	0	50
-0.06	0.44	-1.08
0.36	-0.16	-0.76
0.39	0.66	-0.73
0.29	-0.36	-0.73
-0.15	0.15	-0.69
-0.66	0.11	-0.69

-2.21	-1.86	-0.67
0.39	0.86	-0.63
0.20	0.13	-0.61
-0.34	-1.03	-0.56
0.77	0.40	-0.56
0.23	-0.25	-0.56
-0.75	-2.08	-0.54
0.10	0.22	-0.54
-2.08	-0.56	-0.50
2.41	1.56	-0.50
0.80	0.71	-0.41
-0.02	-0.14	-0.48
-1.20	-0.68	-0.47
-0.08	-0.10	-0.62
1.04	0.89	0.15
3019	3019	1019
15.8	15.8	5.3
1.02	-0.03	-0.35
-0.50	-1.81	-0.35
-1.99	-0.03	-0.30
-1.04	-1.23	-0.30
-2.75	-1.81	-0.28
0.20	-0.36	-0.28
-0.56	-0.21	-0.24
0.17	0.20	-0.22
0.23	0.55	-0.22
-0.63	-0.41	-0.20
-0.12	-0.14	-0.20
-1.39	-0.14	-0.17
1.15	0.89	-0.15
0.32	0.26	-0.11
0.36	0.26	-0.09
-0.44	-0.59	-0.09
0.74	0.20	-0.07
0.77	0.44	-0.04
1.02	0.98	-0.02
-0.25	0.78	0.00
1.40	0.98	0.06

-0.02			
-0.91	0.15	0.11	0.11
-1.45	-0.52	0.12	0.12
0.36	0.37	0.13	0.13
-0.09	0.31	0.21	0.21
0.55	0.26	0.21	0.21
0.86	1.65	0.26	0.26
0.45	0.71	0.41	0.41
0.70	-0.01	0.52	0.52
0.07	-0.18	0.52	0.52
-1.16	-0.32	0.56	0.56
1.02	1.04	0.62	0.62
-0.69	-0.56	0.67	0.67
0.86	0.26	0.71	0.71
1.15	0.42	0.73	0.73
0.45	0.20	0.77	0.77
0.20	0.57	0.97	0.97
0.20	-0.61	1.05	1.05
1.12	0.86	1.12	1.12
0.99	1.33	1.25	1.25
-0.12	-0.03	1.31	1.31
0.23	-0.01	1.34	1.34
0.51	0.26	1.42	1.42
0.58	0.37	1.46	1.46
-0.66	-2.53	1.57	1.57
-0.75	-0.07	1.72	1.72
0.67	0.04	1.85	1.85
2.41	2.20	1.87	1.87
-1.35	-1.14	2.07	2.07
-0.40	-0.59	2.18	2.18
0.07	0.44	2.82	2.82
-2.62	-3.15	3.94	3.94
0.02	0.01	0.59	0.59
1.00	0.94	0.93	0.93
8053	6052	52	52
15.1	11.5	0	0

**(c) Individual effect sizes,
mean and SD effect sizes and
incidence data for Phase 3**

Surname	age (months)	BAS Matrices	Matrices SS	% rank	BAS Similarities	Similarities SS	% rank	BAS Naming vocab	Naming vocab SS	% rank	BAS Block Design
DYSLEXICS											
TR	-0.06	-0.32	-0.23	0.05	-2.15	-2.35	-2.98	-2.21	-2.17	-2.02	-1.11
FB	-0.29	-0.74	-0.51	-0.24	-2.15	-2.14	-2.67	-0.38	-0.23	-0.19	-0.47
UH	1.11	-1.15	-1.61	-2.03	1.24	0.79	0.75	0.84	0.51	0.64	0.48
JB	-0.29	-1.56	-1.89	-2.58	-0.88	-0.64	-0.50	0.23	0.34	0.51	-0.79
SJ	-0.06	0.50	0.47	0.75	-0.88	-0.92	-0.81	-0.99	-1.26	-1.39	0.16
LC	0.06	0.09	0.19	0.46	-0.03	0.00	0.28	-0.99	-1.26	-1.39	-1.11
CS	-0.29	-1.15	-0.92	-0.99	-0.88	-0.64	-0.50	-0.38	-0.46	-0.43	0.16
JD	0.06	1.32	1.57	1.15	1.24	1.50	0.97	0.23	0.23	0.33	-0.79
AN	1.58	0.91	-0.23	0.08	0.40	-0.78	-0.61	0.84	0.23	0.35	0.48
mean effect size	0.20	-0.23	-0.35	-0.37	-0.45	-0.57	-0.68	-0.31	-0.45	-0.40	-0.33
sd ES	0.67	1.00	1.06	1.26	1.27	1.24	1.37	0.99	0.92	0.97	0.66
incidence,no	8	3009	2009	2009	2009	2009	2009	1009	3009	3009	2009
% incidence	0	33.3	22.2	22.2	22.2	22.2	22.2	11.1	33.3	33.3	22.2
SLOWLEARNERS											
JoB	-0.64	-1.15	-0.78	-0.73	-1.30	-1.07	-0.98	-1.60	-1.43	-1.57	-1.74
GR	0.06	-0.32	-0.23	0.05	-0.45	-0.50	-0.22	-0.99	-1.26	-1.39	-1.43
FL	-0.06	0.09	0.19	0.46	-1.72	-2.21	-2.73	0.23	0.23	0.33	-0.47
JM	0.06	0.09	0.19	0.46	-0.45	-0.50	-0.22	-0.99	-1.26	-1.39	-0.16
SM	-1.11	-1.56	-1.61	-2.00	-0.45	0.22	0.44	0.23	0.68	0.80	-0.79
KG	-0.64	-1.15	-0.78	-0.73	-0.45	0.00	0.28	0.23	0.57	0.67	-1.11
AJ	-0.06	-0.32	-0.23	0.05	-0.45	-0.50	-0.22	0.84	1.03	1.01	-0.47
LB	-0.17	0.09	0.19	0.46	-1.30	-1.35	-1.59	-0.38	-0.57	-0.65	-0.47
AB	0.65	-0.32	-0.64	-0.50	-0.03	-0.50	-0.22	-0.99	-1.37	-1.55	-1.11
KL	-0.29	-1.15	-0.92	-0.99	-0.45	-0.21	0.05	-0.99	-1.03	-1.19	-1.74
mean effect size	-0.22	-0.57	-0.46	-0.35	-0.71	-0.66	-0.54	-0.44	-0.44	-0.49	-0.95
sd ES	0.48	0.62	0.59	0.80	0.54	0.71	0.97	0.78	0.97	1.07	0.56
incidence,no	1010	4010	1010	1010	3010	3010	2010	1010	5010	5010	5010
% incidence	10	40	10	10	30	30	20	10	50	50	50
BORDERLINE POOR READERS											
NL	-0.76	-1.56	-1.75	-2.26	-1.30	-1.07	-0.98	-0.38	-0.23	-0.19	-1.11
SS	-0.99	-1.15	-0.64	-0.53	-1.72	-1.35	-1.48	0.84	1.43	1.14	-1.74
ST	0.18	-0.32	-0.44	-0.21	0.40	0.36	0.58	0.23	0.00	0.11	-0.47
FB	-0.76	-1.15	-0.78	-0.73	-2.15	-2.14	-2.67	-3.43	-2.63	-2.16	-0.79
HfPo	-0.29	-1.15	-0.92	-0.99	0.82	1.22	0.92	-0.99	-1.03	-1.19	-0.79
LP	0.65	-0.74	-0.92	-1.05	0.82	0.65	0.69	0.84	0.68	0.76	0.79

TW	0.41	0.50	0.19	0.52	2.09	1.79	1.03	-0.38	-0.69	-0.77	0.79
CH	-1.11	-1.15	-0.64	-0.53	0.40	1.22	0.92	-2.21	-1.83	-1.84	-0.79
DB	-0.29	-1.15	-0.92	-0.99	-0.45	-0.21	0.05	0.23	0.74	0.82	-0.47
FU	-0.29	-0.74	-0.51	-0.24	0.40	0.79	0.75	0.23	0.34	0.51	-1.43
FW	-0.41	-1.15	-0.92	-0.99	-0.88	-0.64	-0.50	0.23	-0.54	0.51	0.48
ON	1.23	0.50	-0.37	-0.12	1.24	0.36	0.53	0.84	0.34	0.49	0.16
EC	0.41	0.91	0.60	0.60	0.82	0.93	0.81	0.23	0.00	0.11	-0.16
JS	0.18	1.32	1.30	1.10	-0.45	-0.64	-0.53	0.84	0.80	0.87	0.48
AM	0.30	0.09	-0.09	0.23	0.40	0.36	0.58	0.23	0.00	0.11	0.79
AV	-0.06	-0.74	-0.51	-0.41	-0.45	-0.50	-0.22	-0.99	-1.26	-1.39	-1.11
MB	-0.52	0.09	0.47	0.69	0.40	0.79	0.75	-0.38	-0.46	-0.43	-0.47
NC	0.88	0.91	0.19	0.52	-0.03	-0.64	-0.53	-0.99	-1.49	-1.60	0.79
mean effect size	-0.08	-0.39	-0.38	-0.29	-0.01	0.06	0.04	-0.25	-0.24	-0.19	-0.31
sd ES	0.63	0.87	0.69	0.81	1.04	1.00	0.97	1.11	1.02	1.01	0.81
incidence,no	1019	7019	1019	2019	3019	3019	2019	2019	5019	5019	4019
% incidence	5.3	38.8	5.3	10.5	15.8	15.8	10.5	10.5	28.3	28.3	21.1
NORMAL READERS											
EV	4.15	0.91	-1.48	-1.77	-0.03	-2.49	-3.12	0.84	*		0.16
KW	-1.11	-0.74	-0.09	0.23	-0.03	0.65	0.69	0.84	1.43	1.14	0.48
LB	1.70	1.73	0.47	0.75	0.82	-0.35	-0.06	0.84	0.23	0.35	1.43
BH	-1.34	-1.56	-1.41	-1.71	0.45	0.36	0.53	-0.99	-0.69	-0.79	-1.11
LCo	-1.34	-0.74	0.33	0.63	-0.45	0.36	0.53	-1.60	-1.26	-1.44	-0.79
JO'M	-0.29	-1.15	-0.92	-0.99	-0.03	0.22	0.44	0.23	0.34	0.51	-0.79
AW	1.46	0.91	0.05	0.34	2.51	1.64	1.00	0.84	0.34	0.49	0.16
DK	0.06	0.09	0.19	0.46	-0.45	-0.50	-0.22	-1.60	-1.77	-1.82	0.48
FR	0.30	0.09	-0.09	0.23	0.40	0.36	0.58	0.84	0.80	0.87	0.16
SD	0.18	-0.32	-0.44	-0.21	0.40	0.36	0.58	0.84	0.80	0.87	0.79
HP	-0.76	-1.56	-1.75	-2.26	-0.88	-0.50	-0.22	-2.21	-1.88	-1.89	-0.79
SP	-1.17	-1.56	-2.17	-3.02	1.30	-1.35	-1.59	-2.21	-2.17	-2.02	-1.43
LT	-0.41	0.09	0.19	0.46	0.40	0.79	0.75	-0.99	-1.03	-1.19	-0.16
MS-B	-0.06	0.50	0.19	0.52	1.24	1.50	0.97	0.84	1.03	1.01	1.75
NF	-0.41	-0.74	-0.51	-0.24	-0.45	-0.21	0.05	0.23	0.34	0.51	0.48
JJ	-0.06	1.73	1.85	1.21	1.67	1.79	1.03	0.84	1.03	1.01	2.70
HG	-0.41	0.50	1.57	1.15	-0.03	0.36	0.58	-0.38	-0.23	-0.19	-1.11
CSY	0.06	0.09	0.19	0.46	-1.30	-1.35	-1.59	-0.99	-1.26	-1.39	-0.47
SG	-0.52	1.73	1.85	1.21	-0.88	-0.64	-0.50	-0.38	-0.46	-0.43	0.16
WM	0.53	1.73	1.16	1.04	1.24	1.15	0.89	1.45	1.37	1.12	0.79
FK	-0.06	0.09	0.19	0.46	0.82	0.50	0.64	0.84	1.03	1.01	-0.16
BB	0.30	-0.32	-0.44	-0.21	0.40	0.36	0.58	0.84	0.80	0.87	-0.47

SDa	-1.57	-1.15	-0.37	-0.15	-0.88	-0.07	0.17	-0.38	0.00	0.04	0.79
AR	0.18*	*	*	*	*	*	*	*	*	*	-1.11
SH	-0.52	0.91	1.57	1.15	1.67	1.79	1.03	0.84	1.25	1.09	-1.43
JGr	-0.06	-0.74	-0.51	-0.41	0.40	0.50	0.64	-0.38	-0.57	-0.65	1.11
FD	0.30	1.32	1.30	1.10	0.82	0.93	0.81	-0.38	-0.69	-0.77	0.79
JF	-0.17	-0.32	-0.23	0.05	-0.45	-0.50	-0.22	-0.38	-0.57	-0.65	-0.47
KM	0.30	0.50	0.19	0.52	0.82	0.93	0.81	0.23	0.00	0.11	1.75
FL	-1.22	0.09	1.09	1.01	-0.45	0.22	0.44	0.23	0.68	0.80	-0.16
MP	-0.41	0.91	1.57	1.15	-0.45	-0.21	0.05	0.84	1.25	1.09	1.75
JH	-0.06	0.91	1.02	0.98	-0.45	-0.50	-0.22	0.84	1.03	1.01	1.75
VW	-0.17	0.91	1.02	0.98	-0.03	0.00	0.28	-0.38	-0.57	-0.65	0.16
NW	-0.99	0.91	1.85	1.21	0.40	1.22	0.92	0.84	1.43	1.14	0.48
TB	-0.52	-1.15	-0.92	-0.99	-0.45	-0.21	0.05	0.84	1.25	1.09	-0.16
LCr	-1.34	0.50	1.85	1.21	-0.88	-0.07	0.17	-0.38	0.00	0.04	-0.47
AG	-0.87	-0.74	-0.09	0.23	-0.45	0.22	0.44	0.23	0.68	0.80	-1.43
HF	3.80	1.32	-0.64	-0.50	0.40	-2.06	-2.51	0.84*	*	*	2.06
JG	2.05	1.32	0.05	0.40	2.09	0.79	0.75	0.84	0.23	0.35	2.38
NB	-0.64	0.50	1.44	1.12	-0.88	-0.50	-0.22	0.23	0.57	0.67	0.48
JO	-1.34	-1.56	-1.41	-1.71	-0.03	0.79	0.75	-0.38	0.00	0.04	-0.16
HB	-0.17	1.32	1.57	1.15	-0.45	-0.50	-0.22	0.84	1.03	1.01	0.79
FC	0.41	1.32	1.30	1.10	0.82	0.93	0.81	0.84	0.80	0.87	2.06
FR	0.30	0.91	0.60	0.81	0.40	0.36	0.58	0.23	0.00	0.11	0.48
FM	-0.06	0.91	1.02	0.98	-0.03	0.00	0.28	0.84	1.03	1.01	0.16
KW	1.58	1.73	0.47	0.75	-0.03	-1.35	-1.42	0.84	0.23	0.35	0.16
NW	-0.87	-1.15	-0.78	-0.73	-0.03	0.36	0.58	0.23	0.57	0.67	-0.16
VL	-1.92	0.09	1.71	1.18	-0.88	0.08	0.36	-1.60	-1.14	-1.24	-0.16
CR	-0.87	1.32	1.85	1.21	0.82	1.50	0.97	0.23	0.68	0.80	1.11
AR	0.53	1.73	1.16	1.04	1.67	1.50	0.97	1.45	1.37	1.12	0.79
FC	2.28	0.91	-0.57	-0.44	0.82	-0.64	-0.47	1.45	1.03	1.01	1.75
LCa	0.06	-0.74	-0.51	-0.41	0.40	0.50	1.00	1.45	1.71	1.23	0.79
VJ	2.05	0.91	-0.57	-0.44	2.94	1.64	1.00	2.06	1.03	1.01	0.16
mean effect size	0.04	0.50	0.53	0.45	0.24	0.21	0.25	0.45	0.48	0.46	0.64
sd ES	1.21	0.94	1.00	0.83	0.90	0.85	0.77	0.76	0.75	0.71	0.93
incidence,no	8053	8052	5052	5052	2052	5052	5052	5052	7050	7050	6053
% incidence	15.1	15.4	9.6	9.6	3.8	9.6	9.6	9.6	14	14	11.3

Block Design SS	% rank	BAS Recall Digits	Recall digits SS	% rank	IQ Score	BAS Arithmetic	Arithmetic SS	% rank	Number age	Number age (months)	BAS Reading	Reading SS
-1.31	-1.50	-1.65	-1.94	-1.76	-1.73	-1.83	-1.97	-2.20	-1.86	-2.30	-1.23	-1.96
-0.36	-0.08	-2.21	-2.24	-1.85	-1.13	-1.36	-1.42	-1.73	-2.09	-1.57	-1.23	-1.57
0.00	0.31	0.03	0.28	-0.32	-0.01	0.35	-0.56	-0.50	0.78	0.53	-0.74	-1.57
-0.72	-0.58	-1.65	-1.53	-1.59	-0.87	-0.58	-0.56	-0.58	-0.37	-0.73	-1.03	-0.97
0.23	0.50	-1.09	-1.23	-1.38	-0.53	0.04	0.14	0.37	0.21	0.00	-0.82	-0.87
-1.31	-1.50	0.03	0.01	-0.02	-0.47	-0.12	-0.16	0.07	0.09	-0.10	-0.86	-0.97
0.47	0.68	-0.81	-0.70	-0.83	-0.40	0.19	0.79	0.92	0.44	0.21	-0.69	-0.48
-0.84	-0.84	0.87	0.96	1.07	0.79	0.51	1.15	1.05	0.21	0.95	-0.65	-0.67
-0.36	-0.17	-0.53	-1.29	-1.40	-0.47	0.51	-0.76	-0.78	0.21	0.95	0.30	-0.87
-0.47	-0.35	-0.78	-0.92	-0.90	-0.53	-0.25	-0.37	-0.38	-0.26	-0.23	-0.77	-1.10
0.63	0.81	0.98	1.02	0.97	0.70	0.84	0.99	1.11	1.02	1.11	0.46	0.49
2009	2009	4009	5009	5009	2009	2009	2009	2009	2009	2009	3009	3009
22.2	22.2	44.4	55.6	55.6	22.2	22.2	22.2	22.2	22.2	22.2	33.3	33.3
-1.90	-2.40	-2.21	-1.94	-1.76	-1.53	-2.29	-1.97	-2.24	-2.43	-3.03	-1.36	*
-1.78	-2.15	-1.09	-1.23	-1.34	-1.06	-0.43	-0.56	-0.50	-0.02	-0.41	-1.03	-1.27
-0.48	-0.31	0.59	0.60	0.73	-0.20	0.04	0.14	0.37	0.21	0.00	-1.07	-1.37
-0.12	0.20	0.03	0.01	-0.02	-0.34	-0.27	-0.36	-0.27	-0.94	-0.31	-1.11	-1.52
-0.24	0.06	-0.53	-0.05	-0.06	-0.07	-1.83	-1.27	-1.56	-1.86	-2.30	-1.32	-1.37
-0.84	-0.86	-1.37	-1.05	-1.17	-0.40	-1.36	-1.07	-1.26	-2.09	-1.57	-1.23	-1.17
-0.48	-0.31	0.31	0.37	0.43	0.19	-0.43	-0.56	-0.50	-0.02	-0.41	-0.90	-1.07
-0.48	-0.31	0.03	0.01	-0.02	-0.40	-0.27	-0.36	-0.27	-0.94	-0.31	-1.03	-1.27
-1.61	-1.96	-1.65	-2.36	-1.89	-1.40	*	*	*	*	*	-0.45	-0.87
-2.14	-2.63	0.31	0.43	0.55	-0.80	-0.58	-0.56	-0.58	-0.37	-0.73	-0.90	-0.67
-1.01	-1.07	-0.56	-0.52	-0.46	-0.60	-0.82	-0.73	-0.76	-0.94	-1.01	-1.04	-1.17
0.77	1.10	0.96	1.05	0.99	0.57	0.80	0.62	0.79	0.98	1.05	0.26	0.27
4010	4010	4010	4010	4010	3010	3009	3009	3009	3009	3009	7010	7009
40	40	40	40	40	30	33.3	33.3	33.3	33.3	33.3	70	77.8
-0.84	-0.86	-1.93	-1.53	-1.59	-1.06	-0.27	0.14	0.39	-0.94	-1.25	-1.07	-0.67
-1.67	-2.08	1.15	1.67	1.51	0.06	-0.27	0.44	0.69	-0.94	-0.31	-1.15	-0.67
-0.72	-0.61	-1.65	-2.24	-1.85	-0.60	-0.27	-0.76	-0.82	-0.94	-0.31	-0.45	-0.67
-0.48	-0.26	-1.09	-0.82	-0.93	-1.46	-0.43	-0.06	0.22	-0.02	-0.41	-1.07	-0.67
-0.72	-0.58	-1.09	-1.05	-1.17	-0.53	-1.05	-1.17	-1.39	-0.94	-1.25	-0.78	-0.57
0.47	0.68	1.15	1.08	1.21	0.59	0.19	-0.56	-0.50	0.44	0.21	-0.36	-0.77

0.77	0.84	-0.81	-1.05	-1.23	0.26	0.35	0.24	0.52	0.78	0.53	-0.36	-0.57
-0.24	0.06	0.59	1.08	1.13	-0.07	0.04	0.94	0.97	0.21	0.00	-1.11	-0.57
-0.36	-0.08	-0.53	-0.46	-0.55	-0.14	-0.27	1.04	1.01	-0.94	-0.31	-0.74	-0.48
-1.55	-1.83	-0.81	-0.70	-0.83	-0.34	0.04	0.39	0.65	0.21	0.00	-0.78	-0.57
0.83	0.87	-0.53	-0.46	-0.55	-0.07	-0.27	-0.16	0.07	-0.94	-1.25	-0.98	-0.87
-0.60	-0.40	0.03	-0.52	-0.63	-0.14	0.35	-0.76	-0.86	0.78	0.53	0.38	-0.57
-0.28	-0.03	-0.81	-1.05	-1.23	0.06	-0.27	-0.76	-0.82	-0.94	-0.31	-0.20	-0.38
0.35	0.61	0.59	0.55	0.66	0.66	-0.12	-0.56	-0.50	0.09	-0.10	-0.53	-0.67
0.77	0.84	0.31	0.25	0.34	0.39	0.35	0.24	0.52	0.78	0.53	-0.32	-0.48
-1.31	-1.50	1.71	1.91	1.58	-0.27	-0.89	-1.07	-1.28	-0.71	-1.04	-0.49	-0.48
-0.36	-0.08	-0.81	-0.70	-0.83	-0.01	-0.12	0.14	0.39	0.09	-0.10	-0.61	-0.38
0.35	0.59	0.31	0.07	0.09	-0.27	0.19	-0.87	-0.92	0.44	0.21	0.14	-1.22
-0.33	-0.23	-0.27	-0.25	-0.30	-0.17	-0.13	-0.12	-0.04	-0.16	-0.23	-0.61	-0.65
0.76	0.89	0.99	1.09	1.07	0.52	0.39	0.69	0.80	0.70	0.59	0.43	0.21
3019	3019	4019	5019	5019	2019	1019	2019	2019	19	4019	5019	1019
15.8	15.8	21.1	26.3	26.3	10.5	5.3	10.5	10.5	0	21.1	26.3	5.3
-1.78	-2.22	1.15	-0.11	-0.08	-1.33	0.35	-2.42	-2.41	0.78	0.53	1.71	-0.28
1.42	1.05	0.31	0.78	0.92	1.05	-0.12	0.64	0.86	0.09	-0.10	-0.90	-0.18
0.77	0.84	1.71	1.26	1.30	0.66	0.66	-0.36	-0.22	1.47	1.37	1.21	0.12
-0.48	-0.26	-1.37	-0.58	-0.70	-0.40	-1.36	-0.46	-0.35	-2.09	-1.57	-0.82	0.22
-0.06	0.25	-0.25	-0.49	0.62	-0.01	6.72	-0.26	-0.14	-1.05	-1.36	-0.86	0.12
-0.72	-0.58	-0.25	-0.23	-0.21	-0.20	-2.14	-2.17	-2.32	-3.24	-2.82	-0.20	0.12
-0.60	-0.40	0.59	0.07	0.09	0.39	-0.12	-1.37	-1.69	0.09	-0.10	0.67	-0.38
0.59	0.77	0.03	0.01	-0.02	-0.27	0.66	1.65	1.16	1.47	1.37	-0.36	-0.38
0.05	0.34	-1.37	-1.77	-1.70	-0.07	0.51	0.64	0.82	0.21	0.95	-0.03	-0.28
0.77	0.84	0.03	-0.11	-0.12	0.46	-0.12	-0.56	-0.50	0.09	-0.10	-0.11	-0.38
-0.48	-0.26	-0.81	-0.52	-0.63	-1.06	-0.89	-0.46	-0.46	-0.71	-1.04	-0.57	0.02
-1.78	-2.15	0.59	0.60	0.73	-1.40	-0.89	-1.07	-1.28	-0.71	-1.04	-0.49	-0.48
0.11	0.38	0.31	0.43	0.55	0.13	0.66	1.65	1.16	1.47	1.16	-0.69	-0.48
1.66	1.10	-1.09	-0.52	-1.34	0.79	0.04	0.14	0.37	0.21	0.00	-0.20	-0.18
0.83	0.87	0.31	0.43	0.55	0.33	0.35	1.25	1.09	0.78	0.53	-0.20	0.12
1.66	1.10	1.15	1.20	1.28	1.72	0.66	1.65	1.16	1.47	1.37	-0.03	-0.08
-0.84	-0.86	0.31	0.60	0.70	0.39	0.19	1.04	1.01	0.44	0.21	-0.61	-0.38
-0.48	-0.31	-1.37	-1.53	-1.59	-1.13	0.82	1.65	1.16	1.47	1.37	-0.03	-0.08
0.47	0.68	0.03	0.13	0.17	0.39	-0.27	-0.16	0.07	-0.94	-0.31	-0.28	0.02
0.47	0.68	1.71	1.85	1.56	1.45	0.51	0.04	0.31	0.21	0.95	0.84	0.22
-0.12	0.20	-0.25	-0.34	-0.36	0.39	-0.12	-0.16	0.07	0.09	-0.10	0.18	0.07
-0.72	-0.61	0.59	0.55	0.66	0.26	-0.27	-0.76	-0.82	-0.94	-0.31	0.51	0.12

1.66	1.10	-0.25	0.49	0.62	0.52	-1.21	-0.26	-0.14	-1.05	-1.36	-0.78	0.22
*	*	1.43 *	*	*	-1.20 *	*	*	*	*	*	0.38	0.02
-1.55	-1.83	0.59	0.72	0.85	0.86	0.66	1.65	1.16	1.47	1.37	0.14	0.32
1.42	1.05	0.87	0.96	1.07	0.52	0.82	1.65	1.16	1.47	1.37	0.63	0.42
0.65	0.80	0.31	0.25	0.34	0.59 *	*	*	*	*	*	0.34	0.02
-0.48	-0.31	0.59	0.60	0.73	-0.14	0.19	0.44	0.69	0.44	0.21	0.59	0.42
1.66	1.10	1.43	1.43	1.39	1.05	0.51	0.64	0.82	0.21	0.95	-1.01	0.32
0.59	0.77	-0.81	-0.34	-0.38	-6.03	-0.12	0.64	0.86	0.09	-0.10	-0.36	0.52
1.66	1.10	-0.53	-0.46	-0.55	0.92	0.19	0.79	0.92	0.44	0.21	0.38	0.52
1.66	1.10	0.03	0.01	-0.02	0.86	0.82	1.65	1.16	1.47	1.37	0.84	0.61
0.23	0.50	0.03	0.01	-0.02	0.19	0.51	1.15	1.05	0.21	0.95	0.72	0.52
1.42	1.05	0.87	1.32	1.32	1.72	0.66	1.65	1.16	1.47	1.37	0.72	1.51
0.11	0.38	0.31	0.43	0.55	0.33	-0.27	-0.16	0.07	-0.94	-0.31	0.80	0.91
0.35	0.59	-0.81	-0.05	-0.06	0.52	0.04	1.20	1.07	0.21	0.95	0.01	1.11
-0.95	-1.00	1.71	2.15	1.66	0.59	-0.43	-0.06	0.22	-0.02	-0.41	0.80	1.31
1.18	1.00	0.59	-0.64	-0.78	-0.34	0.35	-2.32	-2.37	0.78	0.53	2.04	1.01
1.66	1.10	1.99	1.08	1.13	0.92	0.51	-1.17	-1.43	0.21	0.95	2.04	1.51
1.12	0.98	0.31	0.60	0.68	0.86	0.35	1.45	1.12	0.78	0.53	0.96	1.46
0.71	0.82	-0.25	0.49	0.62	0.26	-1.05	-0.16	0.07	-0.94	-1.25	0.72	1.80
0.94	0.91	1.15	1.20	1.28	1.05	0.35	0.74	0.90	0.78	0.53	1.17	1.01
1.66	1.10	0.31	0.25	0.34	1.19	0.82	1.20	1.07	1.47	1.37	1.67	1.61
0.41	0.61	-0.25	-0.40	-0.47	0.26	0.51	0.64	0.82	0.21	0.95	1.54	1.41
0.23	0.50	1.43	1.43	1.43	0.92	0.19	0.44	0.69	0.44	0.21	1.46	1.51
-0.72	-0.65	-0.25	-0.94	-1.13	-0.40	0.66	-0.36	-0.22	1.47	1.37	1.96	1.61
0.35	0.59	-0.25	0.01	0.02	0.26	-0.12	0.34	0.63	0.09	-0.10	1.17	1.70
0.88	0.89	-0.25	0.72	0.87	0.52	-0.89	0.34	0.56	-0.71	-1.04	1.17	2.00
1.66	1.10	0.59	1.08	1.13	1.58	0.35	1.55	1.14	0.78	0.53	1.54	2.00
0.47	0.68	0.31	0.43	0.55	1.19	0.51	0.04	0.31	0.21	0.95	1.88	2.00
1.00	0.94	1.43	0.49	0.58	0.46	0.51	-1.17	-1.43	0.21	0.95	2.08	1.80
0.94	0.91	0.59	0.60	0.73	0.86	0.19	0.44	0.69	0.44	0.21	2.13	2.00
-1.07	-1.13	2.55	1.55	1.47	0.66	0.82	-0.76	-0.86	1.47	1.37	2.37	2.00
0.70	0.62	0.50	0.51	0.52	0.41	0.26	0.40	0.40	0.47	0.54	1.08	1.24
0.81	0.63	0.84	0.74	0.74	1.36	0.48	0.97	0.92	0.70	0.73	0.81	0.61
4052	4052	4053	2052	4052	6053	4051	7051	7051	4051	8051	1053	53
7.7	7.7	7.5	3.8	7.7	11.3	7.8	13.7	13.7	7.8	15.7	1.9	0

% rank	BAS reading age	BAS R.A. (months)	BAS Spelling	Spelling SS	% rank	spelling age	Spelling age (months)	Neale Reading Age	Neale R.A. (months)	Neale reading comp (months)	reading comp (months)	Listening Comp
-1.85	-1.22	-1.22	-1.09	-1.10	-1.29	-0.75	-0.84	-1.08	-1.36	*	*	0.54
-1.67	-1.22	-1.22	-1.09	-1.10	-1.33	-1.08	-1.10	-1.01	-1.30	*	*	-0.18
-1.67	-0.55	-0.57	-0.89	-1.83	-2.05	-0.52	-0.66	-0.22	-0.32	-1.20	-0.27	0.18
-1.13	-0.72	-0.80	-0.89	-0.51	-0.49	-0.52	-0.66	-1.22	-1.49	*	*	1.81
-1.02	-0.60	-0.62	-1.09	-1.10	-1.29	-0.75	-0.84	-0.58	-0.78	-1.01	-0.78	-0.90
-1.16	-0.66	-0.66	-1.09	-1.10	-1.29	-0.75	-0.84	-0.50	-0.71	-0.72	-0.59	0.54
-0.44	-0.49	-0.52	-1.09	-0.80	-0.81	-0.75	-0.84	-1.58	-1.17	*	*	-0.18
-0.76	-0.49	-0.52	-0.70	-0.66	-0.69	-0.41	-0.57	-0.86	-0.45	-0.72	-0.59	1.81
-1.02	0.08	0.04	0.48	-1.24	-1.48	0.48	0.31	0.22	0.07	-0.23	-0.14	-0.18
-1.19	-0.65	-0.68	-0.85	-1.05	-1.19	-0.56	-0.67	-0.76	-0.84	-0.47	-0.47	0.38
0.46	0.40	0.38	0.53	0.38	0.47	0.44	0.40	0.55	0.53	0.28	0.28	0.92
7009	2008	2009	5009	6009	6009	1009	1009	4009	4009	5	9	0
77.8	22.2	22.2	55.6	66.7	66.7	11.1	11.1	44.4	44.4	0	0	0
*	-1.22	-1.22	-1.48	*	-2.20	-2.20	-2.16	-1.66	-1.88	*	*	-1.99
-1.49	-0.72	-0.80	-0.89	-0.80	-0.95	-0.52	-0.66	-1.58	-1.17	*	*	-1.81
-1.56	-0.77	-0.85	-1.29	-1.68	-1.86	-1.08	-1.10	-1.58	-1.17	*	*	-0.54
-1.65	-0.83	-0.90	-1.29	-1.68	-1.86	-1.08	-1.10	-0.43	-0.65	-0.52	-0.46	0.36
-1.56	-1.22	-1.22	-1.48	*	-2.20	-2.20	-2.16	-1.66	-1.88	*	*	-0.72
-1.38	-1.22	-1.22	-1.09	-0.37	-0.28	-0.75	-0.84	-0.79	-0.97	-1.01	-0.78	0.36
-1.23	-0.66	-0.66	-0.89	-0.80	-0.95	-0.64	-0.75	-0.58	-0.78	-0.52	-0.46	-0.54
-1.49	-0.72	-0.80	-0.70	-0.66	-0.69	-0.41	-0.57	-0.43	-0.65	-0.72	-0.59	-1.27
-0.98	-0.32	-0.38	-0.70	-1.24	-1.43	-0.41	-0.57	-0.43	-0.65	-1.01	-0.78	0.90
-0.84	-0.66	-0.66	-0.50	-0.08	0.06	-0.19	-0.40	-0.50	-0.71	-0.52	-0.46	-1.45
-1.35	-0.83	-0.87	-1.03	-0.91	-0.99	-0.95	-1.03	-0.96	-1.05	-0.59	-0.59	-0.67
0.28	0.30	0.28	0.35	0.58	0.70	0.72	0.63	0.57	0.48	0.16	0.16	0.98
7009	3010	3010	5010	3008	3008	4010	4010	4010	4010	6	6	4010
77.8	30	30	50	37.5	37.5	40	40	40	40	0	0	40
-0.84	-0.77	-0.85	-0.89	-0.08	0.06	-0.52	-0.66	-1.58	-1.23	*	*	-1.45
-0.73	-0.94	-0.99	-1.09	0.07	0.25	-0.75	-0.84	-1.58	-1.23	*	*	-1.27
-0.73	-0.32	-0.38	-0.30	-0.66	-0.66	-0.08	-0.31	-0.36	-0.58	-1.01	-0.78	-0.72
-0.84	-0.77	-0.85	-1.29	-0.80	-0.85	-1.08	-1.10	-0.79	-0.97	-1.01	-0.78	-0.18
-0.58	-0.55	-0.57	-0.89	-0.51	-0.52	-0.52	-0.66	-0.50	-0.71	-0.72	-0.59	-0.36
-0.87	-0.26	-0.34	0.09	-1.10	-0.64	0.04	-0.05	0.14	0.00	-0.23	-0.14	1.45

Appendix 4.7 (c)

-0.62	-0.26	-0.34	-0.11	-0.51	-0.47	-0.96	-0.13	-0.14	-0.26	-0.43	-0.40	0.54
-0.62	-0.83	-0.90	-0.70	0.65	0.82	-0.41	-0.57	-1.58	-1.17	*		1.81
-0.51	-0.55	-0.57	-0.70	-0.22	-0.23	-0.41	-0.57	-0.36	-0.58	-1.01	-5.10	0.54
-0.58	-0.55	-0.57	-0.89	-0.51	-0.52	-0.52	-0.66	-0.86	-0.45	-0.82	-0.65	-0.36
-1.02	-1.17	-0.76	-0.70	-0.22	-0.23	-0.41	-0.57	-0.86	-0.45	-0.72	-0.59	-1.27
-0.66	0.13	0.08	0.48	-0.95	-1.09	0.48	0.31	0.22	0.07	-0.04	-0.01	1.09
-0.40	-0.15	-0.24	-0.11	-0.51	-0.47	-0.96	-0.13	-0.86	-0.39	0.16	0.11	-0.18
-0.84	-0.38	-0.43	0.09	-0.37	-0.33	0.15	0.04	-0.07	-0.19	-0.43	-0.40	0.00
-0.55	-0.26	-0.34	0.48	-0.08	0.01	0.48	0.31	-0.07	-0.19	0.06	0.05	0.36
-0.48	-0.38	-0.43	-1.29	-1.68	-1.86	-1.08	-1.10	-0.86	-0.45	-0.52	-0.46	0.36
-0.33	-0.43	-0.48	-0.89	-0.51	-0.52	-0.52	-0.66	-0.86	-0.39	-0.72	-0.59	0.36
-0.31	-0.04	-0.06	-0.89	-1.83	-2.05	-0.52	-0.66	-0.07	-0.19	-0.43	-0.40	1.27
-0.67	-0.49	-0.52	-0.55	-0.52	-0.49	-0.43	-0.46	-0.84	-0.56		-0.72	0.09
0.23	0.33	0.29	0.56	0.59	0.67	0.47	0.41	0.57	0.43		1.25	0.92
2019	1019	19	3019	3019	3019	2019	2019	4019	4019		1015	3019
10.5	5.3	0	15.8	15.8	15.8	10.5	10.5	21.1	21.1		6.7	15.8
-0.26	1.54	1.44	2.26	-0.37	-0.28	2.40	3.03	1.73	1.69	2.20	1.72	1.81
-0.08	-0.66	-0.66	-0.70	0.65	0.82	-0.41	-0.57	-0.58	-0.78	*		-0.36
0.28	0.70	0.64	0.88	-0.95	-1.09	0.71	0.48	-0.14	0.33	0.26	0.18	-0.36
0.43	-0.60	-0.62	-0.89	0.65	0.92	-0.52	-0.66	-0.94	-1.10	*		-0.18
0.32	-0.66	-0.66	-0.89	0.65	0.92	-0.52	-0.66	-1.58	-1.17	*		-1.09
0.28	-0.15	-0.24	-0.50	-0.08	0.06	-0.19	-0.40	-0.14	-0.26	-0.43	-0.40	-0.54
-0.30	0.30	0.22	-0.11	-1.39	-1.62	-0.96	-0.13	-0.14	0.39	0.84	0.69	2.17
-0.33	0.02	-0.01	-0.30	-0.37	-0.28	-0.08	-0.31	0.00	-0.13	-1.20	-0.27	-1.09
-0.22	-0.60	-0.15	0.29	-0.22	-0.18	0.26	0.13	0.22	0.07	-0.04	-0.01	0.90
-0.31	-0.60	-0.20	-0.11	-0.51	-0.47	-0.96	-0.13	0.14	0.00	-0.04	-0.01	-0.18
0.14	-0.43	-0.48	-0.70	0.07	0.30	-0.41	-0.57	-0.22	-0.32	-0.72	-0.59	-2.17
-0.48	-0.38	-0.43	-0.50	0.22	-0.42	-0.19	-0.40	-0.14	-0.26	-0.72	-0.59	-2.17
-0.44	-0.49	-0.52	-0.11	0.27	0.44	-0.96	-0.13	-0.07	-0.19	-0.52	-0.46	-0.54
-0.11	-0.15	-0.24	-0.11	-0.22	-0.09	-0.96	-0.13	0.36	0.20	0.84	0.69	2.35
0.28	-0.15	-0.24	-0.11	0.22	0.42	-0.96	-0.13	-0.14	-0.26	-0.43	-0.40	0.18
0.07	-0.60	-0.15	0.09	-0.08	0.06	0.15	0.04	0.36	0.20	-0.04	-0.01	0.36
-0.33	-0.43	-0.48	-0.89	-0.51	-0.52	-0.52	-0.66	0.14	0.00	-0.23	-0.14	0.36
0.07	-0.60	-0.15	-0.11	-0.22	-0.09	-0.96	-0.13	0.36	0.20	-0.23	-0.14	-0.72
0.14	-0.21	-0.29	-0.30	0.07	0.22	-0.08	-0.31	-0.14	-0.26	-0.72	-0.59	-1.09
0.46	0.36	0.27	0.68	-0.22	-0.14	0.60	0.39	0.65	0.59	0.16	0.11	0.00
0.26	-0.04	-0.06	0.48	0.22	0.39	0.48	0.31	0.36	0.20	0.06	0.05	-0.54
0.32	0.19	0.13	0.09	-0.37	-0.33	0.15	0.04	0.36	0.20	-1.21	-0.33	0.36

Appendix 4.7 (c)

0.50	-0.55	-0.57	-0.30	1.38	1.40	-0.08	-0.31	-0.43	-0.65	-0.52	-0.46	-0.72
0.17	0.13	0.08	0.29	-0.22	-0.18	0.26	0.13	0.14	0.00	-1.21	-0.33	
0.61	-0.04	-0.06	0.48	0.65	0.73	0.48	0.31	0.07	-0.06	-0.23	-0.14	0.54
0.70	0.24	0.18	0.48	0.22	0.39	0.48	0.31	0.43	0.26	-0.04	-0.01	-0.90
0.14	0.08	0.04	0.48	-0.08	0.01	0.48	0.31	-0.14	0.39	-0.04	-0.01	-0.54
0.68	0.24	0.18	0.09	-0.08	0.06	0.15	0.04	0.14	0.00	-0.23	0.43	1.45
0.61	0.36	0.27	1.27	0.51	0.73	0.15	0.04	0.72	0.65	1.43	1.07	-0.36
0.81	-0.26	-0.34	-0.11	1.09	1.25	-0.96	-0.13	-0.14	0.33	-0.52	-0.46	-0.36
0.82	0.13	0.08	0.48	0.65	0.87	0.48	0.31	0.51	0.46	0.84	0.69	0.72
0.93	0.41	0.32	1.47	1.24	1.30	1.16	1.01	0.58	0.52	-0.43	-0.40	-1.09
0.82	0.30	0.22	0.88	0.51	0.70	0.71	0.48	0.79	0.72	0.26	0.18	-0.18
1.44	0.30	0.22	0.48	1.67	1.54	0.48	0.31	0.29	0.13	0.06	0.05	-0.54
1.19	0.36	0.27	-0.11	0.22	0.42	-0.96	-0.13	-0.14	0.39	-0.23	-0.14	0.36
1.29	-0.60	-0.15	0.29	1.82	1.59	0.26	0.13	-0.14	0.39	-0.43	-0.27	0.18
1.37	0.36	0.27	1.47	2.18	1.71	1.16	1.01	0.51	0.46	0.06	0.05	-1.09
1.22	2.22	2.60	2.06	-0.51	-0.52	2.61	2.33	1.30	1.95	2.11	1.65	0.90
1.44	2.22	2.60	1.67	-0.51	-0.47	1.60	1.36	1.08	0.97	1.43	1.07	1.63
1.42	-0.03	0.41	0.48	1.09	1.23	0.48	0.31	0.72	0.65	0.06	0.05	-0.54
1.51	0.30	0.22	0.68	2.11	1.69	0.60	0.39	0.58	0.52	-0.04	-0.01	-0.90
1.24	0.64	0.60	1.86	1.97	1.64	2.05	1.71	1.30	1.30	1.43	1.07	0.18
1.47	1.43	1.34	2.06	2.11	1.69	2.61	2.33	1.30	1.30	0.26	0.18	1.27
1.40	1.15	1.11	0.68	0.07	0.15	0.60	0.39	1.80	1.75	0.16	0.11	1.99
1.44	0.53	0.97	0.88	0.51	0.73	0.71	0.48	1.51	1.49	-0.04	-0.01	-0.18
1.47	2.39	2.32	1.67	0.07	0.15	1.60	1.36	2.02	2.08	3.37	2.61	1.09
1.49	0.64	0.60	1.27	1.97	1.64	0.15	0.83	1.30	1.30	0.84	0.69	1.45
1.55	0.64	0.60	0.29	2.11	1.69	0.26	0.13	0.87	0.78	0.26	0.18	-1.09
1.55	1.15	1.11	0.29	1.38	1.45	0.26	0.13	1.44	1.43	0.74	1.20	0.18
1.55	1.94	1.86	2.26	2.26	1.73	2.40	3.03	1.87	1.82	2.20	1.72	0.18
1.51	3.01	2.93	2.26	0.95	1.06	2.40	3.03	2.31	2.34	2.20	1.72	0.36
1.55	3.24	3.12	1.46	1.46	1.47	1.60	1.36	2.02	2.08	0.74	1.20	-0.36
1.55	4.14	4.05	2.26	2.26	1.06	2.40	3.03	3.46	3.64	3.67	3.51	0.54
1.22	0.98	1.00	1.05	1.00	0.96	0.93	0.92	1.01	1.07	0.72	0.65	0.16
0.38	1.16	1.16	0.77	0.88	0.70	0.99	1.00	0.86	0.84	1.12	0.94	0.89
53	53	53	53	1053	2053	53	53	1053	2053		50	8052
0	0	0	0	1.9	3.8	0	0	1.9	3.8		0	15.4

-0.11	0.48	0.45	-0.37	-0.34	-0.33	-0.63
2.15	1.90	-0.38	-0.95	-0.92	-1.01	-0.61
-0.11	0.41	0.31	-0.54	-0.58	-0.60	-0.56
-0.03	-0.22	0.45	-0.66	-0.68	-0.60	-0.56
-0.88	-1.09	0.17	-0.60	-0.63	-0.65	-0.56
1.20	0.96	0.45	0.14	0.19	0.12	-0.54
0.26	0.01	0.45	-0.14	-0.15	-0.26	-0.54
0.45	0.17	0.31	-0.32	-0.29	-0.33	-0.50
-0.12	0.41	0.45	-0.26	-0.24	-0.28	-0.50
-0.12	0.41	0.17	-0.20	-0.20	-0.37	-0.41
-0.12	0.41	-0.38	-0.95	-0.92	-0.63	-0.48
1.30	1.03	0.31*	*		0.02	-0.47
0.02	0.05	-0.31	-0.56	-0.55	-0.55	-0.62
0.92	0.84	1.15	0.33	0.33	0.35	0.15
2018	3018	4019	18	18	3019	1019
11.1	16.7	21.1	0	0	15.8	5.3
2.15	1.90	0.45	1.63	1.64	1.62	-0.35
-0.03	-0.22	-0.10	-0.89	-0.87	-0.80	-0.35
-0.03	-0.22	0.45	0.54	0.53	0.53	-0.30
*		-0.38	-0.89	-0.87	-0.87	-0.30
-0.88	-1.09	-0.10	-0.72	-0.73	-0.85	-0.28
-1.07	-1.24	0.45	-0.49	-0.53	-0.37	-0.28
1.77	2.29	0.45	0.71	0.77	0.47	-0.24
-0.88	-1.09	0.45	-0.32	-0.29	-0.15	-0.22
1.02	0.80	0.45	0.03	0.00	-0.04	-0.22
0.26	0.01	0.45	0.03	0.00	-0.08	-0.20
-1.82	-2.03	0.17	-0.60	-0.63	-0.51	-0.20
-1.82	-2.03	0.45*	*		-0.22	-0.17
*		0.45	-0.14	-0.15	-0.31	-0.15
1.78	2.37	0.45	-0.20	-0.20	-0.12	-0.11
0.54	0.25	0.31	-0.26	-0.24	-0.26	-0.09
-0.12	0.41	0.31	-0.26	-0.24	-0.10	-0.09
-0.12	0.41	0.45	-0.14	-0.15	-0.24	-0.07
-0.59	-0.85	0.45	0.03	0.00	-0.01	-0.04
-0.88	-1.09	0.31	-0.20	-0.20	-0.26	-0.02
0.45	0.17	0.45	-0.03	-0.05	0.24	0.00
-1.07	-0.54	0.45	0.03	0.00	0.03	0.06
-0.12	0.41	0.45	0.31	0.33	0.22	0.11

Appendix 5

Appendix 5.1

Number of at risk markers on the Screening Predictive Index tests for subjects in the borderline poor reading and normal reading groups

Subject	Number of at risk markers on the predictive tests
Borderline poor readers	
NL	5
ST	5
CC	4*
SS	3
HP	3
LP	3
RLI	2
AV	2
CN	2
MB	2
RW	1
JG	1
TW	1
EC	1

Subject	Number of at risk markers on the predictive tests
Normal Readers	
MS-B	4
NF	4
JO'M	3
RK	3
SDa	3
SP	3
MP	2
AR	2
JF	2
BB	2
AW	1
JGi	1
JH	1
KM	1
HB	1
RLa	1
RR	1
JO	1
RD	1
VL	1
HF	1
FC	1
LCo	1
HR	1
CSy	1
VW	1
TB	1

* Data unavailable for Clapping

Appendix 5.2

Number of at risk markers on the Screening Predictive Index (II) tests for subjects in the borderline poor reading and normal reading groups

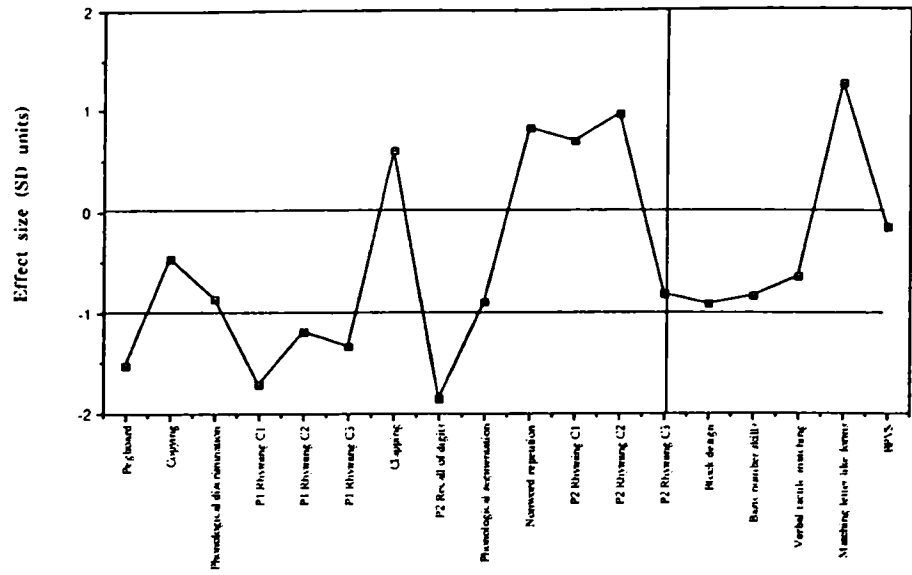
Subject	Number of at risk markers on the predictive tests
Borderline poor readers	
DB	2
CC	2
SS	2
HP	2
AM	2
PB	2
CH	1
RLI	1
AV	1
MB	1
NL	1
ST	1

Subject	Number of at risk markers on the predictive tests
Normal Readers	
SP	4
HPa	4
CSy	3
NF	2
O'M	2
RD	2
VL	2
LCo	2
VW	2
AG	2
RK	1
SDa	1
AW	1
JGi	1
HF	1
EV	1
SG	1
BH	1
SD	1
HG	1
NB	1
RM	1
CR	1
LCr	1

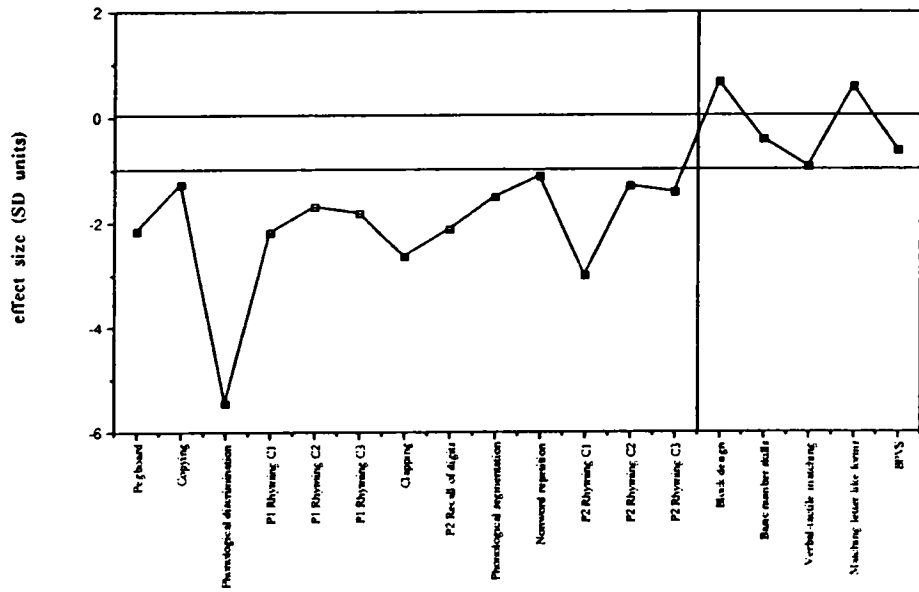
Appendix 5.3

SPI and SPI (II) profiles for dyslexics, slow learners and normal readers

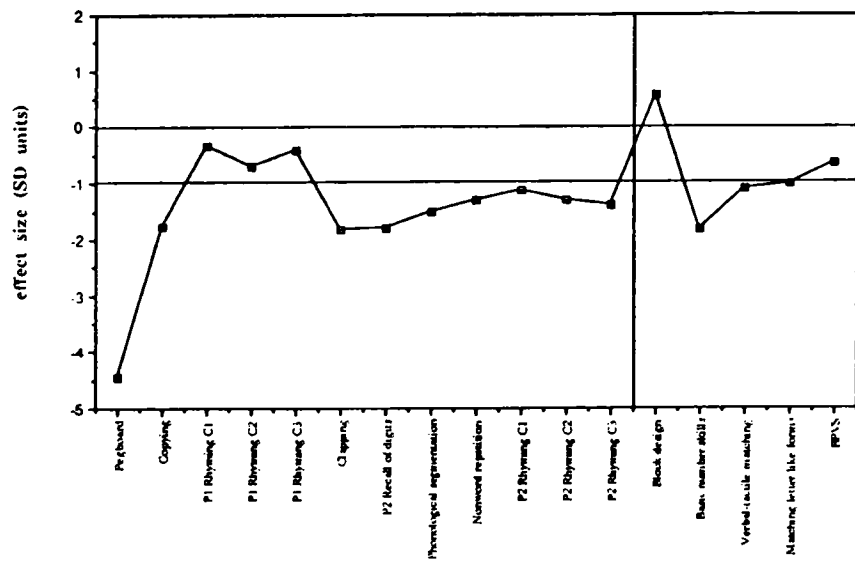
SPI and SPI (II) profile - dyslexic subject JB



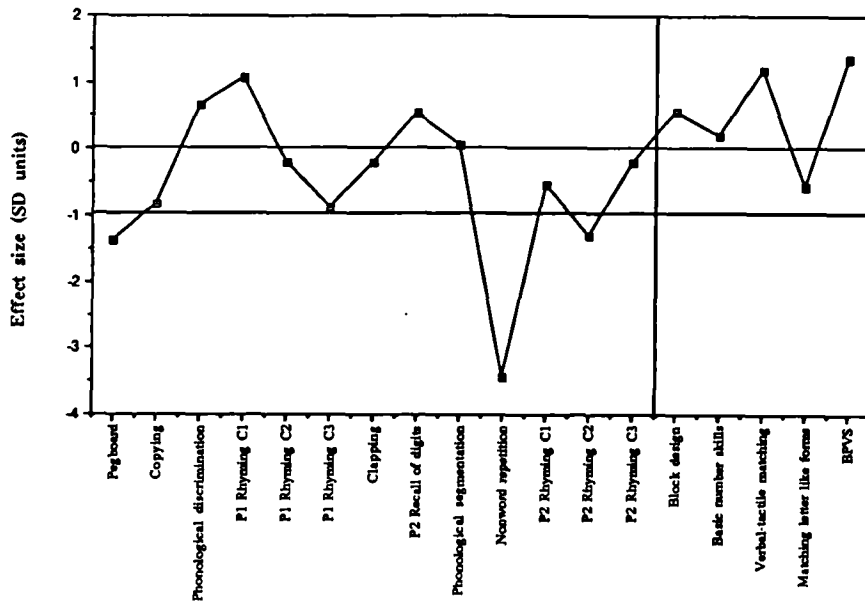
SPI and SPI (II) profile - dyslexic subject TR



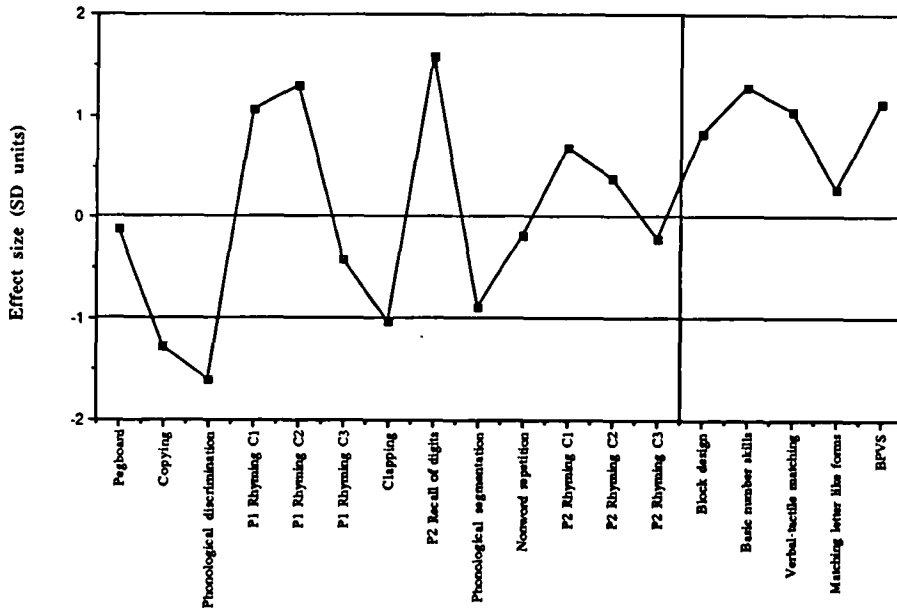
SPI and SPI (II) profile - dyslexic subject RB



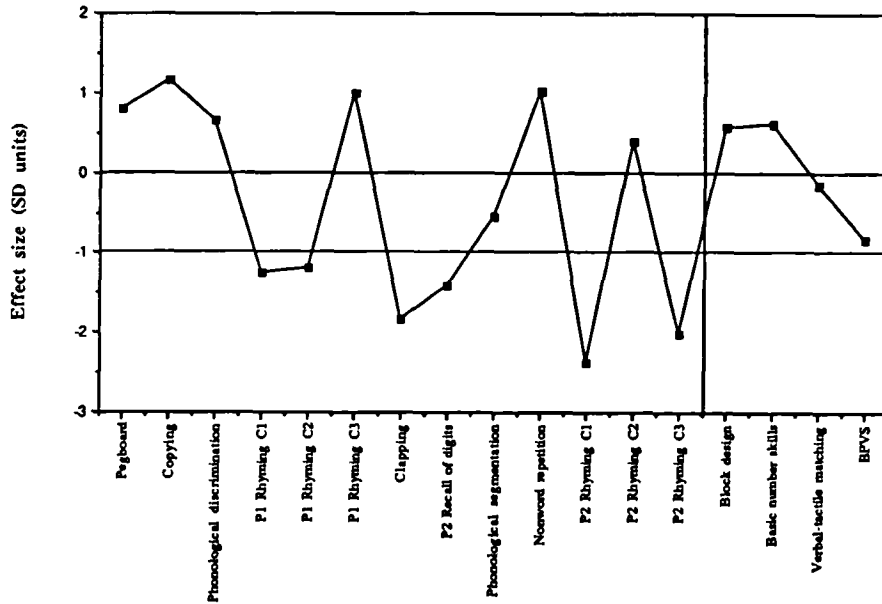
SPI and SPI (D) profile - dyslexic subject CS



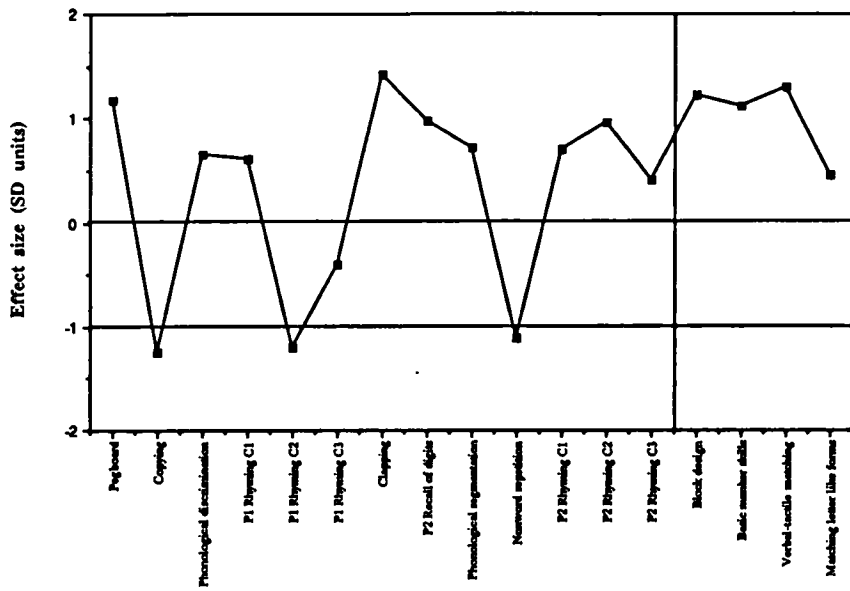
SPI and SPI (D) profile - dyslexic subject JD



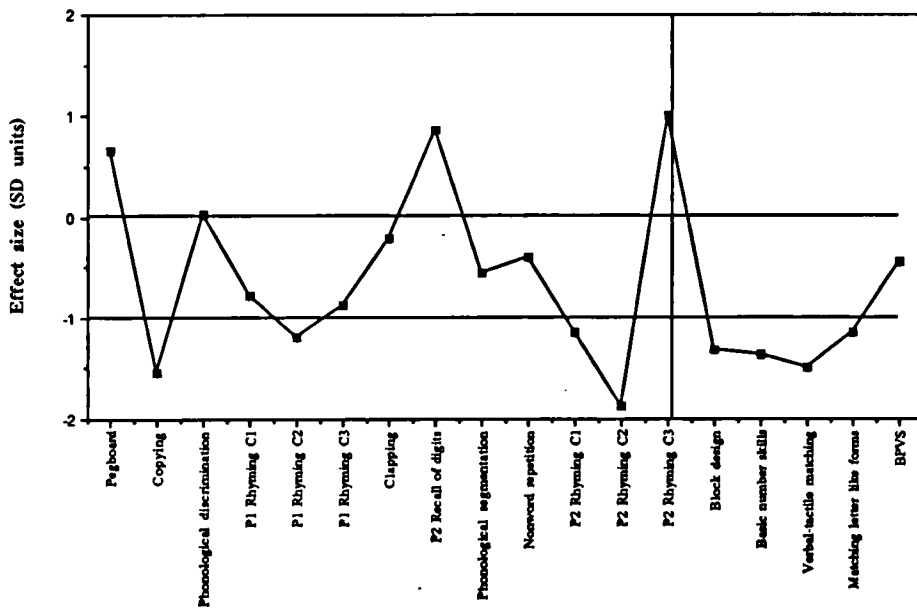
SPI and SPI (D) profile - dyslexic subject AN



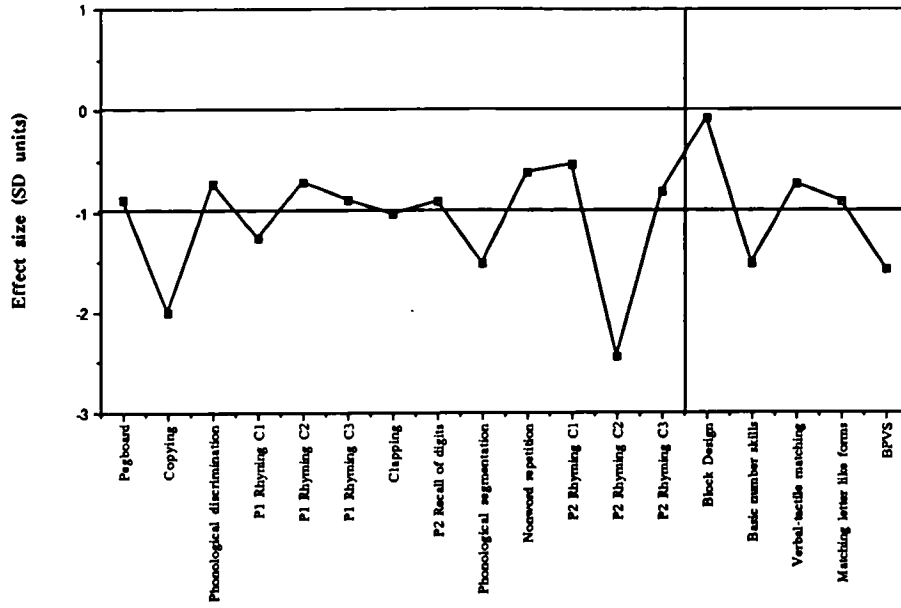
SPI and SPI (M) profile - dyslexic subject LH



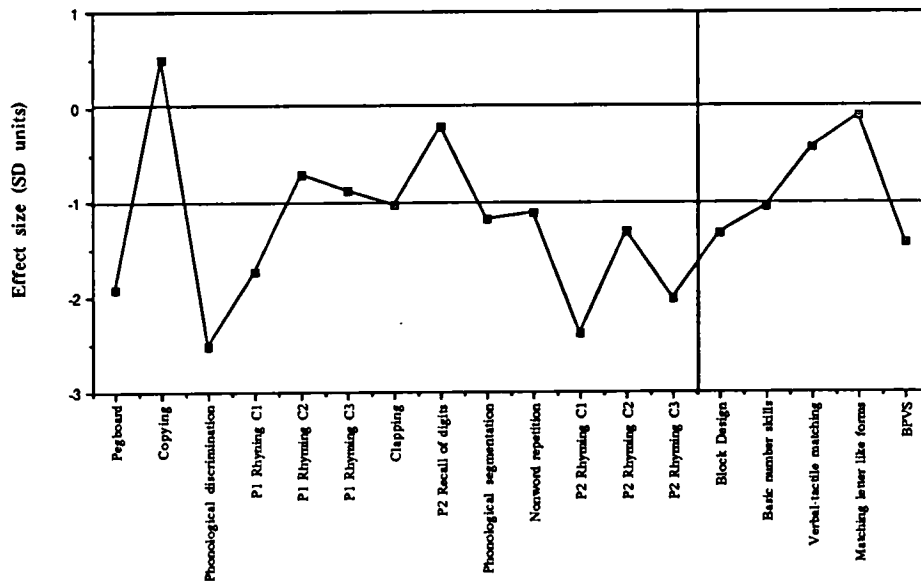
SPI and SPI (M) profile - dyslexic subject LC



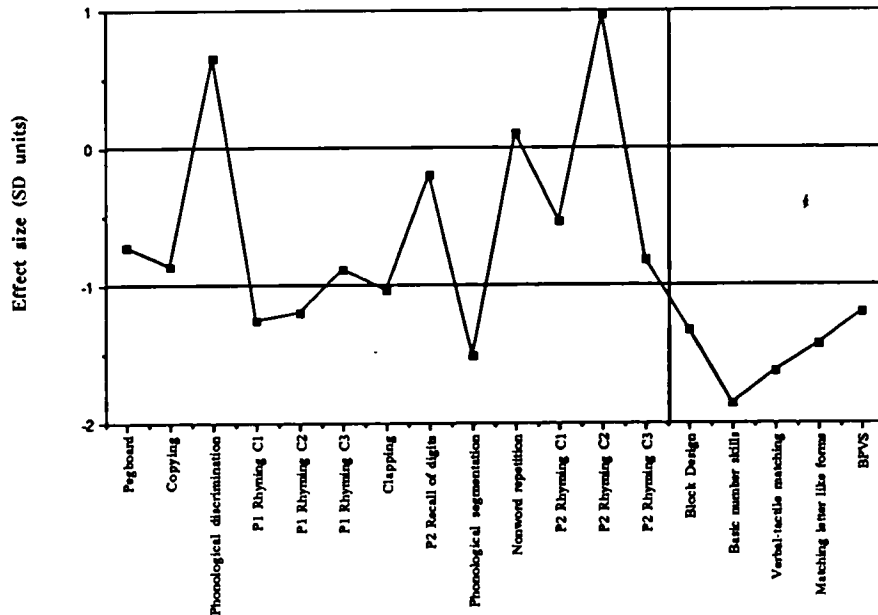
SPI and SPI (II) profile - slow learner GR



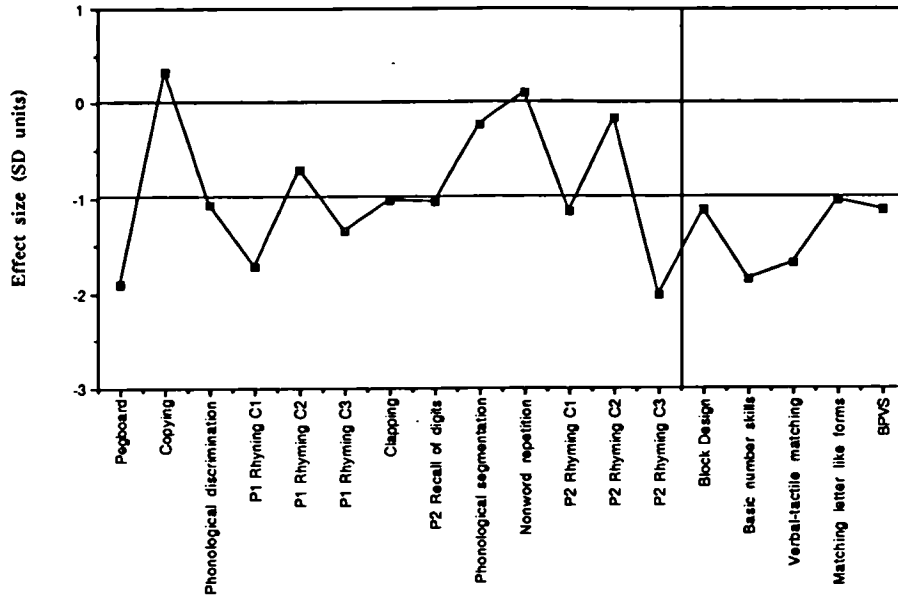
SPI and SPI (II) profile - slow learner AJ



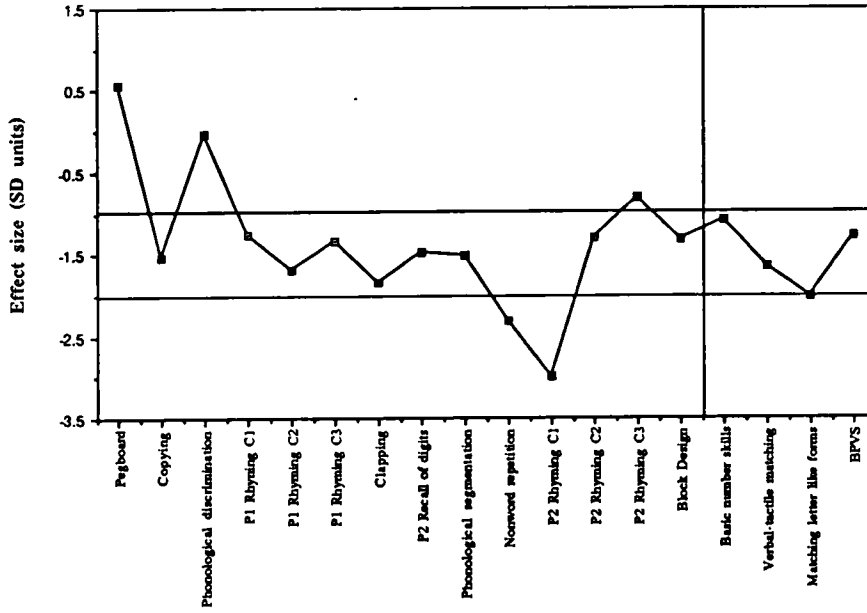
SPI and SPI (II) profile - slow learner AB



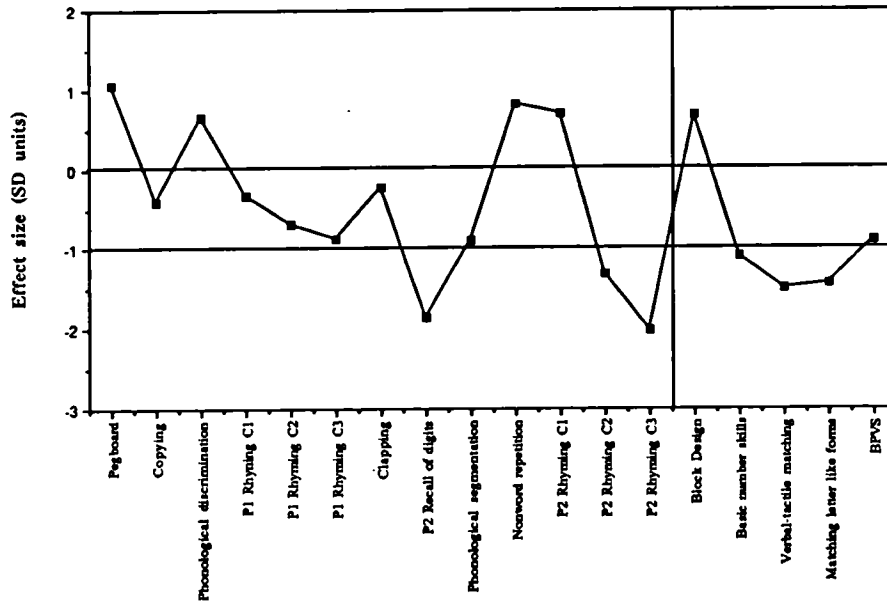
SPI and SPI (II) profile - slow learner KG



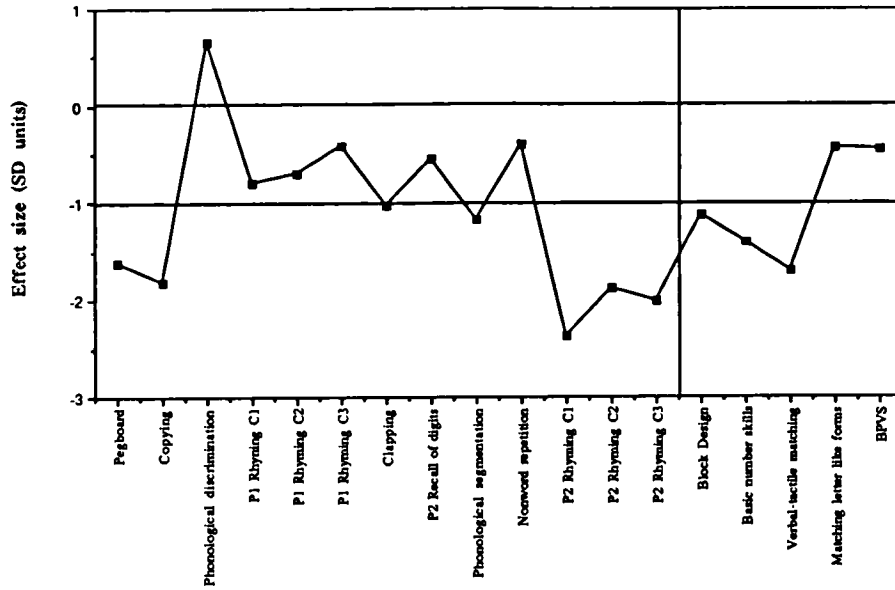
SPI AND SPI (II) profile - slow learners JoB



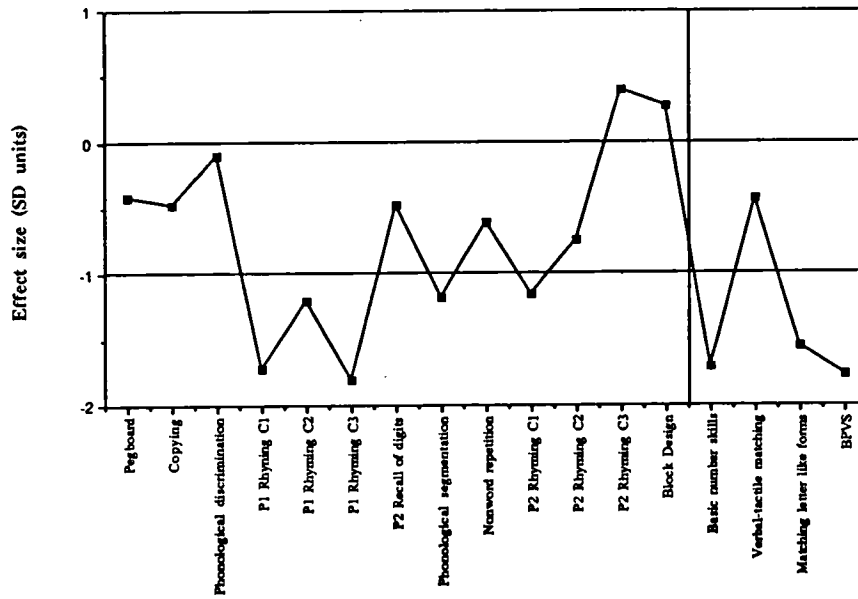
SPI and SPI (II) profile - slow learner JM



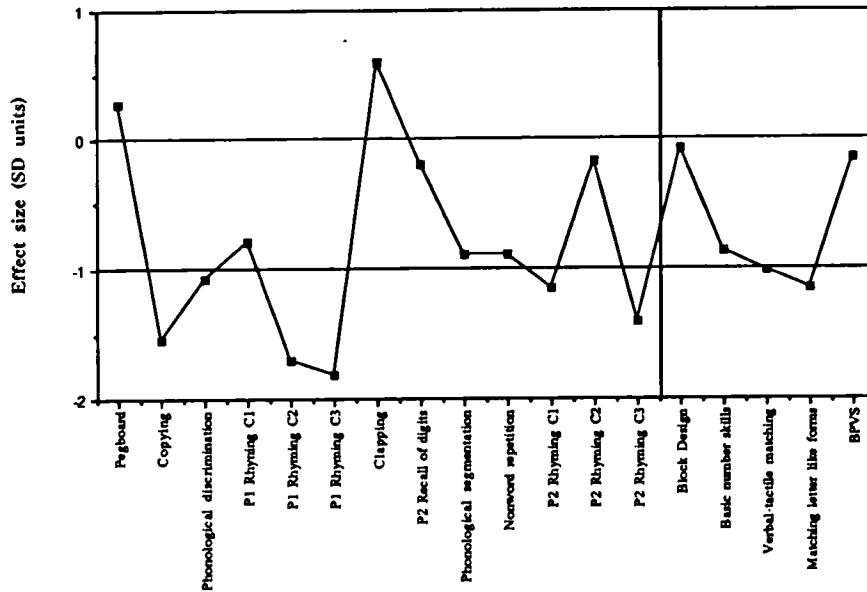
SPI and SPI (D) profile - slow learner SM



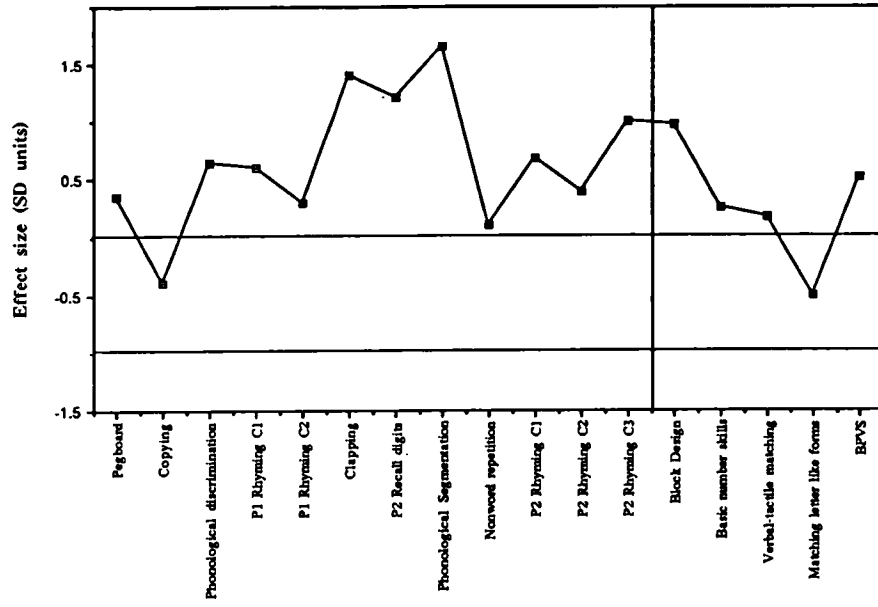
SPI and SPI (D) profile - RL



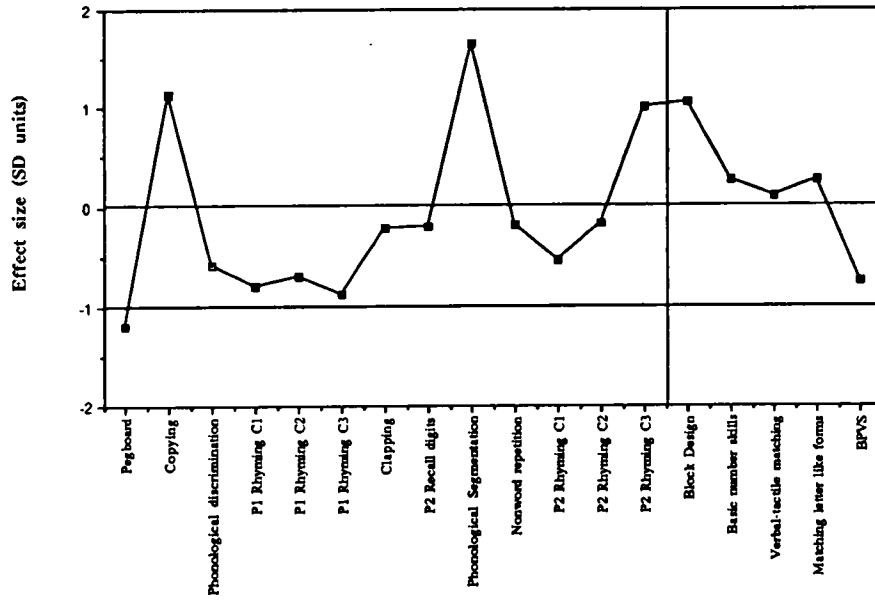
SPI and SPI (D) profile - slow learner KL



SPI and SPI (II) profile - normal reader LCa



SL-I and SL-I (II) profile - normal reader JH



Appendix 5.4

Background information for the dyslexics and slow learners

(a) dyslexics

Subject 1: JD

Sex: male

Date of birth: 15.1 87

School: Mushroom Lane Nursery School

Nursery Teachers comments: very grown up. Very astute. He listens and picks things up. Very articulate - a wide vocabulary.

Testers comments: A bright and helpful little boy. Mature and interested.

Questionnaire information

Parents occupations: Lecturers

Likes to do most at school: Number, P.E., Activity

Likes to do least at school: Writing

Preferred pastime outside school: physical activities, playing on computer, board games and cards

Attitude towards books and reading: enjoys books and actively seeks them

Good concentration span, average eater, sleeps well

Relationship with other children: outgoing, confident

Speech: clear Memory: good Crawl: yes Coordination: average

Right-handed

One sibling (older)

No family history of reading or learning problems

HEALTH: good, hearing and vision - OK

BIRTH HISTORY: Mother's age 18-34, non-smoker, born in hospital, 2 weeks late.

Labour 12 hours, no assistance/pain relief, normal delivery, weight 3820kg, breast fed.

Subject 2: LC

Sex: male

Date of birth: 4.2.87

School: Wybourn Nursery School

Nursery Teacher comments: LC has a very good sense of humour and is very friendly and helpful at nursery. He is willing to do all activities and is even tempered.

Testers comments: A very friendly, helpful boy. Articulation is not very clear but he does not seem bothered by this.

Other information: has attended speech therapy

Questionnaire information

not available

Subject 3: RB

Sex: male

Date of birth: 29.4.87

School: Mushroom Lane Nursery School

Nursery Teacher comments: A lot of problems at home, no stability. RB seems quite slow. He was referred by the Health Visitor to come to nursery early - for mother's benefit. Poor pencil control.

Testers comments: A pleasant boy, but not very "sharp". Seems slow at understanding task and task requirements. Abilities seem at little immature.

Other information: significant behaviour problems at primary school - referral to Psychologist. Poor academic progress possibly partly due to behaviour problems.

Questionnaire information

not available

Subject 4: JB

Sex: female

Date of birth: 2.2.88

Group: Sibling (dyslexic brother)

Nursery Teacher comments: not available

Testers comments: A very pleasant little girl, seems very bright in some ways but very slow in others.

Other information: Concern from parents at lack of progress in reading at school. School approached for further help

Parents occupations: Doctor and Nurse

Questionnaire information

not available

Subject 5: AN

Sex: male

Date of birth: 13.8.86

Group: Sibling (dyslexic brother)

Nursery Teacher comments: not available

Testers comments: A bright boy who has obviously received a great deal of input from parents and school.

Other information: Parents are aware of a potential problem with dyslexia and extra help has been given at school over a period of time.

Questionnaire information

not available

Subject 6: CS

Sex: female

Date of birth: 22.4.87

School: Mushroom Lane Nursery School

Nursery Teacher comments: CS has quite a "streak". Rather spoilt. Reasonably capable.

Testers comments: Friendly girl, quite interested in taking part most of the time. Reasonably grown up for age.

Other information: none

Questionnaire information

not available

Subject 7: SJ

Sex: female

Date of birth: 15.2.87

School: Mushroom Lane Nursery School

Nursery Teacher comments: SJ is quite a hypochondriac. She's like a neurotic adult. Moody. She takes things very seriously.

Testers comments: Quite a bright girl although misses the point sometimes. Seems anxious and worried about many things. Always sees what can go wrong with things.

Other information: none

Questionnaire information

Parents occupations: Nurse and Bakery worker

Likes to do most at school: All aspects

Likes to do least at school: nothing

Preferred pastime outside school: creative activities

Attitude towards books and reading: enjoys books and actively seeks them

Average concentration span, fairly fussy eater, sleeps well

Relationship with other children: has friends but sometimes aggressive

Speech: clear Memory: good Crawl: yes Coordination: average

Right-handed

Two sibling (1 older, 1 twin - AJ (slow learner, below))

No family history of reading or learning problems

HEALTH: good, hearing and vision - OK

BIRTH HISTORY: Mother's age 18-34, smoker,

born in hospital, 36 weeks gestation. Labour 10 hours, no assistance/pain relief, normal delivery - 1st twin, weight 5.2lb, breast fed.

Subject 8: TR

Sex: male

Date of birth: 12.12.87

Group: Sibling (dyslexic father)

Nursery Teacher comments: not available

Testers comments: Very difficult boy to test - problems with hyperactivity, poor speech and general immaturity. Very inquisitive and impatient though.

Other information: TR was diagnosed at Sheffield Children's Hospital as having Neurofibromatosis. He has problems with physical growth, poor vision (glasses are worn), poor speech and dyslexia. He is otherwise bright and outside of reading performs well at school. He has speech therapy. His mother is an active dyslexia campaigner and he receives extra teaching from the Dyslexia Institute.

Questionnaire information

not available

Subject 9: LH

Sex: male

Date of birth: 1.10.86

Group: Sibling (dyslexic father and sister)

Nursery Teacher comments: not available

Testers comments: A quiet, anxious boy. Family upheavals seem to have affected him and he seems rather withdrawn.

Other information: Parental reports of him having considerable problems at school with written language.

Questionnaire information

not available

(b) slow learners

Subject 1: GR

Sex: male

Date of birth: 22.1.87

School: Wybourn Nursery School

Nursery Teacher comments: Was seen by a "once off" visiting speech therapist to nursery, more than a year before regarding a stutter which has largely disappeared through non-intervention. Tends to be "babied" as the youngest in the family.

Testers comments: Hard to figure out! Sometimes doesn't seem quite "switched on" but other times is absolutely "spot on". Always helpful and willing.

Other information: none

Questionnaire information

not available

Subject 2: AB

Sex: male

Date of birth: 9.2.87

School: Wybourn Nursery School

Nursery Teacher comments: Quiet, lacking in self-confidence. Needs a special friend.

Testers comments: A quiet boy. Very shy at first and reluctant to take part. Later, after getting to know me, he was more relaxed and friendly.

Other information: received "Reading Recovery" at Primary school but then changed school due to moving house.

Questionnaire information

not available

Subject 3: KL

Sex: female

Date of birth: 29.4.87

School: Wybourn Nursery School

Nursery Teacher comments: Often quite poor attendance due to severe asthma attacks. Doesn't always easily approach adults, but plays happily and equally amongst children. Enjoys stories, writing and painting.

Testers comments: A very quiet girl, shy with adults. She did seem to relax with me but was completely unable to do some tests that involved speech.

Other information: none

Questionnaire information

not available

Subject 4: LB

Sex: male

Date of birth: 5.4.87

School: Wybourn Nursery School

Nursery Teacher comments: Mum worried that he may already have acquired a "bad" reputation. Can be very helpful but can also get wild and silly. Enjoys creative activities and shows good concentration when started on them.

Testers comments: An energetic, "wild" little boy. very good natured and helpful, but a little reckless and tends to run around madly at times. Sometimes he didn't seem to "click" about what to do in a test.

Other information: none

Questionnaire information

not available

Subject 5: JM

Sex: female

Date of birth: 18.1.87

School: Wybourn Nursery School

Nursery Teacher comments: Has attended a speech therapist but has now signed off. It is thought that speech problems may be grown out of. Very helpful, knows where everything belongs. Enjoys writing, drawing and creative activities.

Testers comments: A very lively girl, loads of spirit, quite a leader - almost a little bossy at times. Speech is quite difficult to understand, but it doesn't seem to affect her confidence. Very willing to help me.

Other information: none

Questionnaire information

not available

Subject 6: AJ

Sex: female

date of birth: 15.2.87

School: Mushroom Lane Nursery School

Nursery Teacher comments: "not quite switched on"

Testers comments: AJ is friendly and helpful, but tends to greet situations with a smile that does not necessarily imply that she knows what is going on. She seems not to quite get things at times.

Other information: none

Questionnaire information

Parents occupations: Nurse and Bakery worker

Likes to do most at school: All aspects

Likes to do least at school: nothing

Preferred pastime outside school: creative activities

Attitude towards books and reading: enjoys books and actively seeks them

Average concentration span, average eater, sleeps well

Relationship with other children: likes people, friendly child

Speech: clear Memory: good Crawl: no - moved on bottom Coordination: average
Right-handed

Two sibling (1 older, 1 twin - SJ (dyslexic, above))

No family history of reading or learning problems

HEALTH: suffered from pneumonia (age 3), good, hearing and vision - OK

BIRTH HISTORY: Mother's age 18-34, smoker,

born in hospital, 36 weeks gestation. Labour 10 hours, no assistance/pain relief, assisted breech delivery - 2nd twin (33 mins after SJ), weight 6.10lb, breast fed.

Subject 7: KG

Sex: female

Date of birth: 26.7.87

School: Mushroom Lane Nursery School

Nursery Teacher comments: KL has an amazing imagination - role play, etc. She sits and listens to stories but is not interested in drawings or developed her pencil control as yet.

Testers comments: A friendly and quite bossy girl, but helpful.

Other information: none

Questionnaire information

Parents occupations: Unemployed

Likes to do most at school: Reading

Likes to do least at school: playing with boys

Preferred pastime outside school: creative activities

Attitude towards books and reading: enjoys books and actively seeks them

Average concentration span, fairly fussy eater, sleeps well

Relationship with other children: outgoing

Speech: clear Memory: good Crawl: yes Coordination: good

Uses both hands

No siblings

No family history of reading or learning problems (but mother's spelling poor)

HEALTH: good, hearing and vision - OK

BIRTH HISTORY: Mother's age 18-34, smoker, born in hospital, full gestation. Labour 10 hours, epidural, forceps delivery, weight 8.10lb, not breast fed.

Subject 8: JoB

Sex: male

Date of birth: 3.9.87

School: Mushroom Lane Nursery School

Nursery Teacher comments: not available

Testers comments: A friendly boy but seems very immature for age, very babyish in looks and manner. Did not always seem to understand test instructions.

Other information: concern from primary school teacher about his performance at year 2.

Questionnaire information

Parents occupations: Heating engineer and housewife

Likes to do most at school: Painting and mixing with other children

Likes to do least at school: -

Preferred pastime outside school: physical activities, TV

Attitude towards books and reading: enjoys books and but does not actively seek them

Average concentration span, fairly fussy eater, sleeps well

Relationship with other children: outgoing

Speech: not clear - attended speech therapist during nursery school and at beginning of primary school

Two siblings (older)

No family history of reading or learning problems

HEALTH: good, hearing and vision - OK

BIRTH HISTORY: Mother's age 18-34 - generally suffers from epilepsy, high BP in pregnancy. born in hospital, full gestation. Labour induced, gas and air, normal delivery, weight 7.6lb, not breast fed.

Subject 9 - SM

Sex: male

Date of birth: 18.1.88

School: Mushroom Lane Nursery School

Nursery Teacher comments: not available

Testers comments: A friendly helpful boy, but did seem more interested in running around outside than doing tests.

Other information:

Questionnaire information

Parents occupations: Mechanical engineer and housewife

Likes to do most at school: Playing with friends in activity area

Likes to do least at school: Writing

Preferred pastime outside school: physical activities

Attitude towards books and reading: enjoys books and actively seeks them

Average concentration span, fairly fussy eater, sleeps well

Relationship with other children: outgoing, but shy at first

Speech: clear

Memory: good Crawl: yes Coordination: good Right-handed

One sibling (older)

No family history of reading or learning problems

HEALTH: good, hearing and vision - OK

BIRTH HISTORY: Mother's age 18-34, non-smoker. born in hospital, full gestation. Labour induced, epidural, breech delivery, weight 7.4lb, jaundiced, breast fed.

Subject 10: RL

Sex: male

Date of birth: 28.1.87

School: Wybourn Nursery School

Nursery Teacher comments: Recently settled into nursery. Confidence is growing but shows signs of immaturity.

Testers comments: A pleasant, but shy boy. Very grown up and confident looking, but underneath, a little silly and babyish.

Other information: Very severe illness during primary school - almost died. Illness affected nervous system - long hospitalisation. Motor skills affected but began to return.

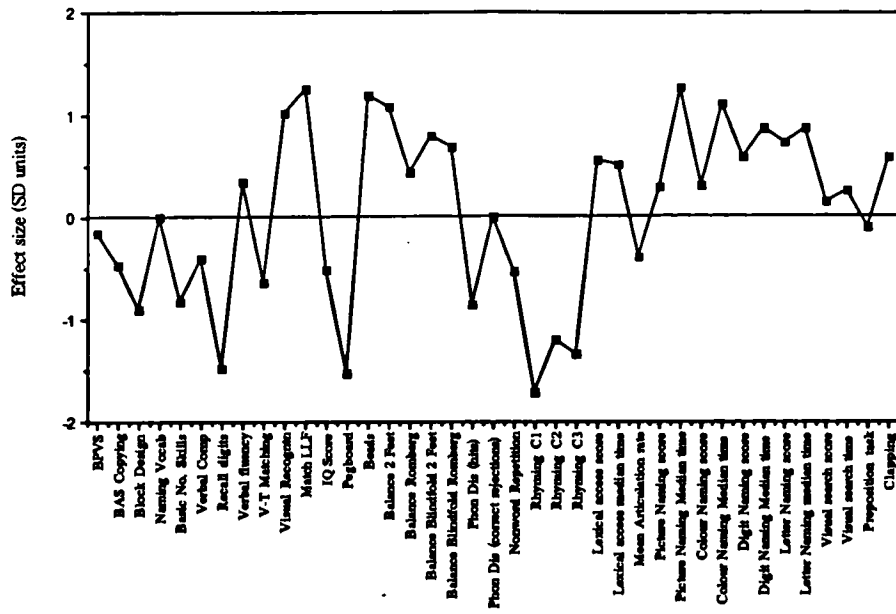
Questionnaire information

not available

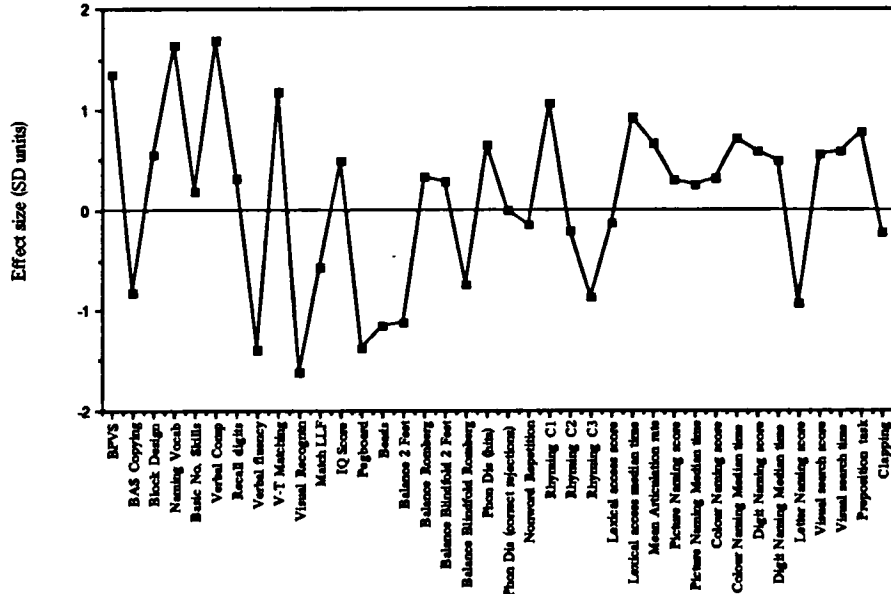
Appendix 5.5

Phase 1 performance profiles for the dyslexic subjects to investigate possible subtypes of dyslexia

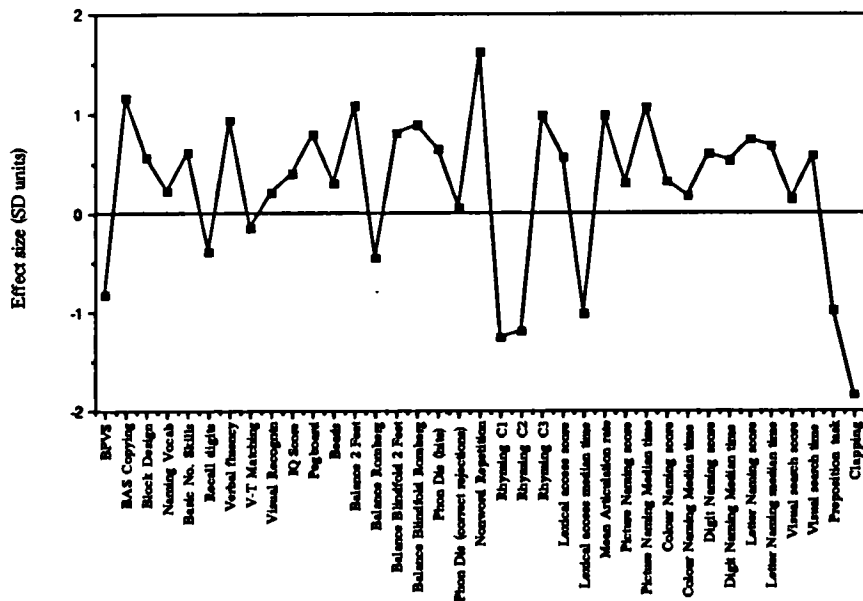
Phase 1 performance profile - JB



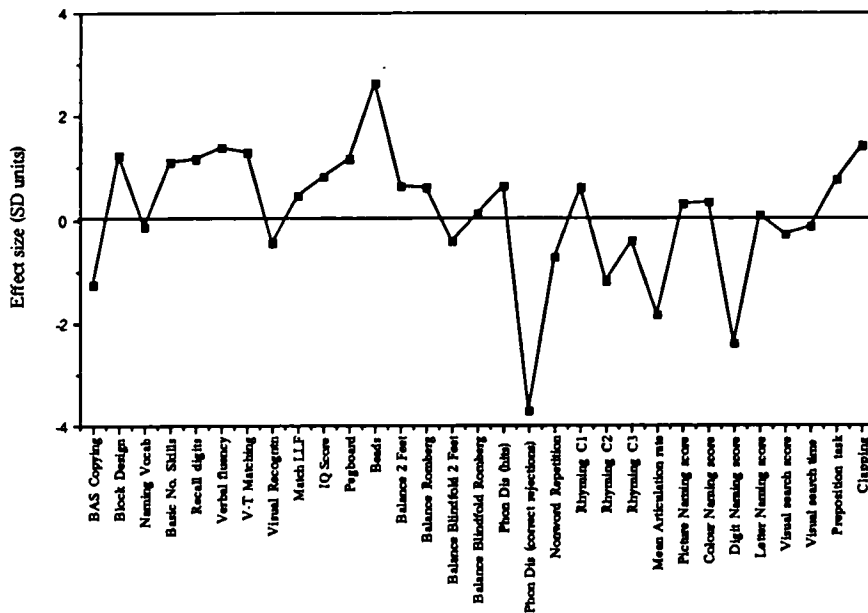
Phase 1 performance profile - CS



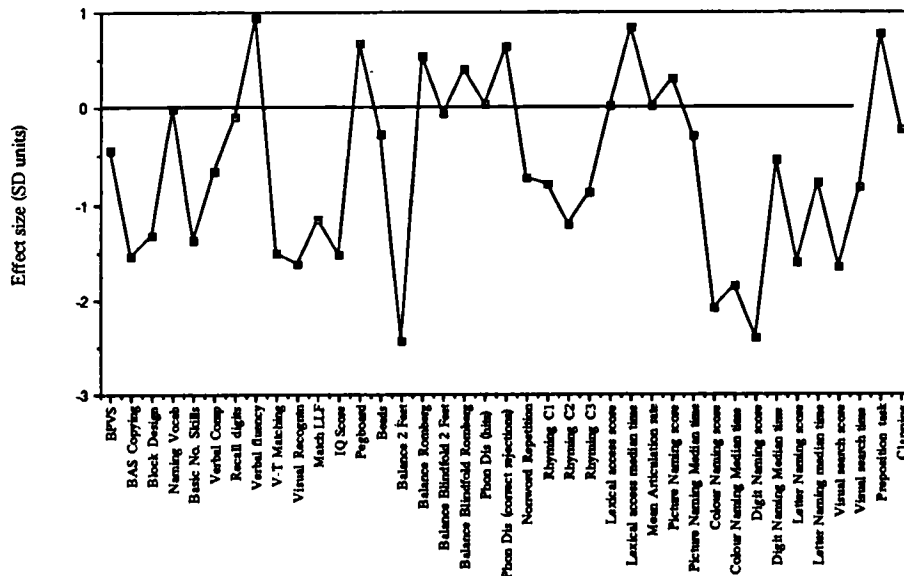
Phase 1 performance profile - AN



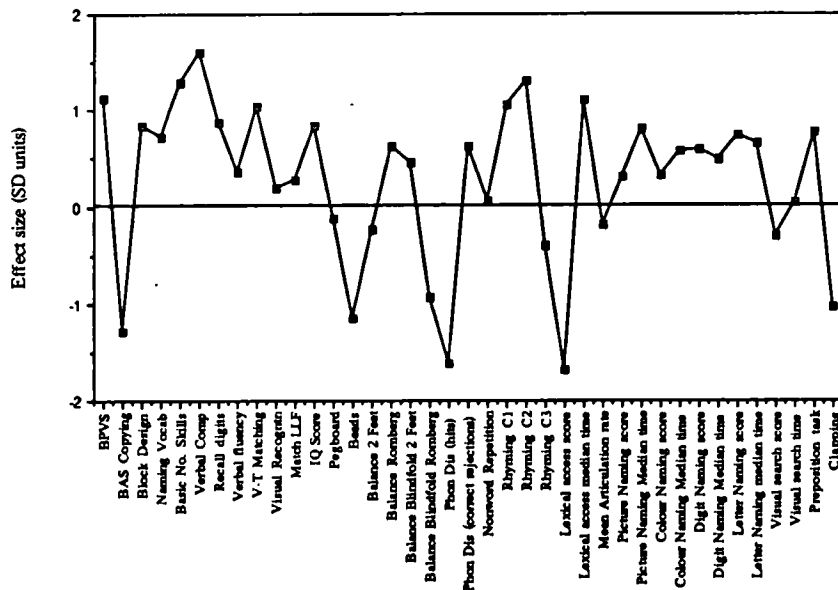
Phase 1 performance profile - LH



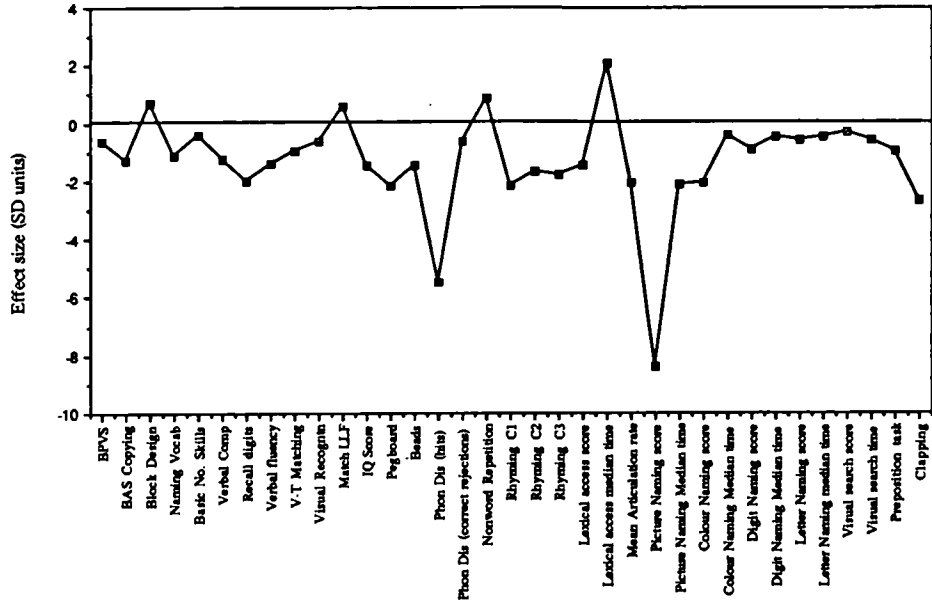
Phase 1 performance profile - LC



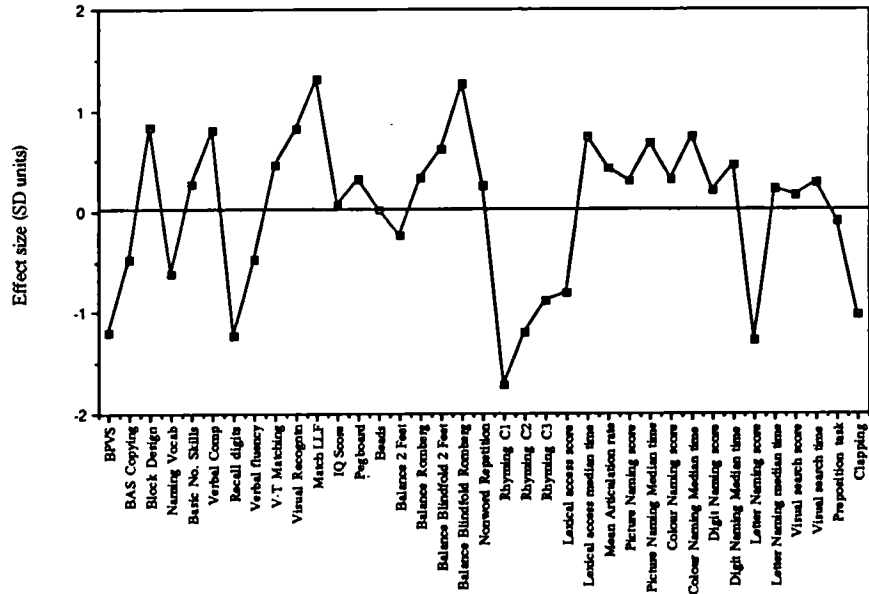
Phase 1 performance profile - JD



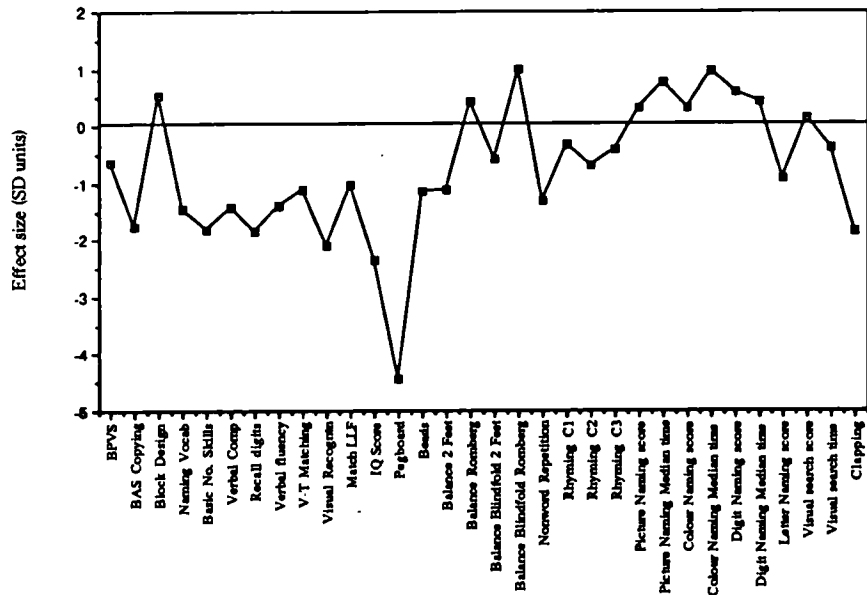
Phase 1 performance profile - TR



Phase 1 performance profile - SJ



Phase 1 performance profile - RB



References

- Aaron, P.G. (1987) Developmental dyslexia: Is it different from other forms of reading disability? *Annals of Dyslexia*, **37**, 109-126.
- Aaron, P.G., Kuchta, S. and Grapethin, C.T. (1988) Is there a thing called dyslexia? *Annals of Dyslexia*, **38**, 33-49.
- Ackerman, P.T., Dykman R.A. and Oglesby, D.M. (1994) Visual event-related potentials of dyslexic children to rhyming and nonrhyming stimuli, *Journal of Clinical and Experimental Neuropsychology*, **16**, 1, 138-154.
- Adams, M.J. (1990) *Beginning to Read: Thinking and Learning about Print*. Cambridge, MA: MIT Press.
- Adams, M.J. and Bruck, M. (1993) Word recognition: The interface of educational policies and scientific research, *Reading and writing*, **5**, 113-139.
- Anderson, K.C., Brown, C.P. and Tallal, P. (1993) Developmental language disorders: evidence for a basic processing deficit, *Current Opinion in Neurology and Neurosurgery*, **6**, 98-106.
- Annett, M. (1970) The growth of manual preference and speed, *British Journal of Psychology*, **61**, 545-558.
- Aram, D.M. and Nation, J.E. (1980) Preschool language disorders and subsequent academic difficulties, *Journal of Communication Disorders*, **13**, 159-170.
- Augur, J. (1985) Guidelines for teachers, parents and learners. In Snowling, M.J. (ed.), *Children's Written Language Difficulties: Assessment and Management*. Windsor: NFER Nelson.
- Augur, J. (1990) Is three too young to know, *Dyslexia Contact*, June 1990.
- Baddeley, A.D., Thomson, N. and Buchanan, M. (1975) Word length and the structure of short term memory, *Journal of Verbal Learning and Verbal Behaviour*, **14**, 575-589.
- Badian, N.A. (1982) The prediction of good and poor reading before kindergarten entry: A four-year follow-up, *Journal of Special Education*, **16**, 309-318.
- Badian, N.A. (1984a) Reading disability in an epidemiological context: Incidence and environmental correlates, *Journal of Learning Disabilities*. **17**, 3, 129-136.
- Badian, N.A. (1984b) Can the WPPSI be of aid in indentifying young children at risk for reading disability, *Journal of Learning Disabilities*, **17**, 583-587.
- Badian, N.A. (1986) Improving the prediction of reading for the individual child: A four-year follow-up. *Journal of Learning Disabilities*, **5**, 262-269.

- Badian, N.A. (1988a) The prediction of good and poor reading before kindergarten: A nine-year follow-up, *Journal of Learning Disabilities*, **21**, 98-123.
- Badian, N.A. (1988b) Predicting dyslexia in a preschool population. In Masland, R.L., and Masland, M.W. (eds.), *Preschool Prevention of Reading Failure*. York Press. pp. 78-103.
- Badian, N.A. (1990) Background factors and preschool test scores as predictors of reading: A nine-year longitudinal study, *Reading and Writing*, **2**, 307-326.
- Badian, N.A., McAnulty, G.B., Duffy, F.H. and Als, H. (1990) Prediction of dyslexia in kindergarten boys, *Annals of Dyslexia*, **40**, 152-168.
- Badian, N.A. (1994) Do dyslexic and other poor readers differ in reading-related cognitive skills? *Reading and Writing*, **6**, 45-63.
- Ball, E.W. and Blachman, B.A. (1991) Does phoneme awareness training in kindergarten make a difference in early word recognition and developmental spelling? *Reading Research Quarterly*, **26**, 1, 49-66.
- Bauer, R.H. and Emhert, J. (1984) Information processing in reading disabled and nondisabled readers, *Journal of Experimental Child Psychology*, **37**, 271-281.
- Belmont, L. and Birch, H.G. (1966) The intellectual profile of retarded readers, *Perceptual and Motor Skills*, **22**, 787-816.
- Bishop, D. (1985) Spelling ability in congenital disarthria: Evidence against articulatory coding in translating between graphemes and phonemes, *Cognitive Neuropsychology*, **2**, 229-251.
- Bishop, D. and Adams, C. (1990) A prospective study of the relationship between specific language impairment, phonological disorders and reading retardation, *Journal of Child Psychology and Psychiatry*, **31**, 1027-1050.
- Boder, E. (1973) Developmental dyslexia: A diagnostic approach based on three atypical reading patterns, *Developmental Medicine and Child Neurology*, **15**, 663-687.
- Bowers, P.G. and Wolf, M. (1993) Theoretical links among naming speed, precise timing mechanisms and orthographic skill in dyslexia, *Reading and Writing*, **5**, 69-85.
- Bradley, L. and Bryant, P.E. (1978) Difficulties in auditory organisation as a possible cause of reading backwardness, *Nature*, **271**, 746-747.
- Bradley, L. and Bryant, P.E. (1983) Categorising sounds and learning to read: a causal connection, *Nature*, **301**, 419-421.
- Brewster-Clark, D. (1988) *Dyslexia: Theory and Practice of Remedial Instruction*. York Press.
- British Dyslexia Association (undated) *Dyslexia Early Identification: A booklet for health care professionals*.

- Brown, B.S. (1978) Foreword. In Benton, A. and Pearl, D. (eds), *Dyslexia: An Appraisal of Current Knowledge*. New York: Oxford University Press.
- Bruck, M. (1992) Persistence of dyslexics' phonological awareness deficits, *Developmental Psychology*, ***
- Bruck, M. and Treiman, R. (1992) Learning to pronounce words: The limitations of analogies, *Reading Research Quarterly*, **27**, 375-388.
- Brunswick, N. and Rippon, G. (1994) Auditory event-related potentials, dichotic listening performance and handedness as indices of lateralisation in dyslexic and normal readers, *International Journal of Psychophysiology*, **18**, 265-275.
- Bryant, P. and Bradley, L. (1985a) *Children's Reading Problems*. Oxford: Basil Blackwell.
- Bryant, P.E. and Bradley, L. (1985b) *Rhyme and Reason in Reading and Spelling*. Ann Arbor: University of Michigan Press.
- Bryant, P. (1985) The Question of Prevention. In Snowling, M.J. (ed.), *Children's Written Language Difficulties: Assessment and Management*. Windsor: NFER Nelson.
- Bryant, P., MacLean, M., and Bradley, L. (1990) Rhyme, language, and children's reading, *Applied Psycholinguistics*, **11**, 237-252.
- Bryant, P.E., MacLean, M., Bradley, L.L. and Crossland, J. (1990) Rhyme and alliteration, phoneme detection and learning to read, *Developmental Psychology*, **26**, 3, 429-438.
- Butler, K.G. (1988) Preschool language processing performance and later reading achievement. In Masland, R.L. and Masland, M.W. (eds.), *Preschool Prevention of Reading Failure*. York Press. pp. 19-51.
- Butler, S.R. (1979) Predictive antecedents of reading disability in the early years of schooling, *B.C. Journal of Special Education*, **3**, 3, 263-274.
- Butler, S.R., Marsh, H.W., Sheppard, M.J. and Sheppard, J.L. (1982) Early prediction of reading achievement with the Sheppard School Entry Screening Test: A four year longitudinal study, *Journal of Educational Psychology*, **74**, 280-290.
- Butler, S.R., Marsh, H.W., Sheppard, M.J. and Sheppard, J.L., (1985) Seven-year longitudinal study of the early prediction of reading achievement, *Journal of Educational Psychology*, **77**, 349-361.
- Byrne, B. and Shea, P. (1979) Semantic and phonetic memory codes in beginning readers, *Memory and Cognition*, **7**, 333-338.

- Carran, D.T. and Scott, K.G. (1992) Risk assessment in preschool children: research implications for the early detection of educational handicaps, *Topics in Early Childhood Special Education*, **12**, 196-211.
- Castles, A. and Coltheart, M., (1993) Varieties of developmental dyslexia, *Cognition*, **47**, 149-180.
- Catts, H. (1989) Speech production deficits in developmental dyslexia, *Journal of Speech and Hearing Disorders*, **54**, 422-428.
- Catts, H. (1991a) Early identification of reading disabilities, *Topics in Language Disorders*, **12**, 1, 1-16.
- Catts, H. (1991b) Early identification of dyslexia: Evidence of a follow-up study of speech-language impaired children *Annals of Dyslexia*, **41**
- Catts, H.W. (1993) The relationship between speech-language impairments and reading disabilities, *Journal of Speech and Hearing Research*, **36**, 948-958.
- Chasty, H. (1985) What is Dyslexia? A Developmental Language Perspective. In Snowling M. (ed.), *Children's Written Language Difficulties: Assessment and Management*. Windsor: NFER Nelson.
- Cohen, J. (1969) *Statistical Power Pnalysis for the Behavioural Sciences*. New York: Academic Press.
- Conrad, R. (1964) Acoustic confusions in immediate memory, *British Journal of Psychology*, **55**, 75-84.
- Critchley, M. (1970) *The Dyslexic Child*. London: Heinemann Books.
- Critchley, M. and Critchley, E. (1978) *Dyslexia Defined*. London: Heinemann Medical Books.
- DeFries, J.C. and Baker, L.A. (1983) Colorado family reading study: Longitudinal analyses, *Annals of Dyslexia*, **33**, 153-162.
- DeFries, J.C., Fulker, D.W., and LaBuda M., (1987) Evidence for a genetic aetiology in reading disability twins, *Nature*, **329**, 537-539.
- de Hirsch, K., and Feldman, F.R. (1972) Approaches to prediction. In Jansky, J. and de Hirsch, K. *Preventing Reading Failure*. New York: Harper and Row.
- Denckla, M.B. (1985) Motor coordination in dyslexic children: Theoretical and clinical implications. In Duffy, F.H. and Geschwind, N. (Eds.), *Dyslexia: A neuroscientific approach to clinical evaluation*. Boston, MA: Little Brown.
- Denckla, M.B. and Rudel, R.G. (1976) Rapid "automatised" naming (R.A.N.): Dyslexia differentiated from other learning disabilities, *Neuropsychologia*, **14**, 471-479.

- Duffy, F.H., Denkla, M.B., Bartels, P.H. and Sandini, G. (1980) Dyslexia: Regional differences in brain electrical activity by topographical mapping, *Annals of Neurology*, **7**, 412-420.
- Duffy, F.H. and McAnulty, G. (1990) Neurophysiological heterogeneity and the definition of dyslexia: Preliminary evidence for plasticity, *Neuropsychologia*, **28**, 6, 555-571.
- Dunn, L.M., Dunn, L.M., and Whetton, C. (1982) *British Picture Vocabulary Scale: Manual*. Windsor: NFER-Nelson.
- Elliot, C.D. (1983) *The British Ability Scales*. (Manuals 1, 2, 3, and 4) Windsor: NFER Nelson.
- Elliot, C.D. (1992) *The British Ability Scales Spelling Scale*. Windsor: NFER Nelson.
- Erez, A. and Pratt, H. (1992) Auditory event-related potentials among dyslexic and normal-reading children: 3CLT and midline comparisons, *International Journal of Neuroscience*, **63**, 247-264.
- Fawcett, A. and Nicolson, R. (1992) Automatisation deficits in balance for dyslexic children, *Perceptual and Motor Skills*, **75**, 507-529.
- Fawcett, A.J., Chattopadhyay, A.K., Kandler, R.H., Jarratt, J.A., Nicolson, R.I. and Proctor, M. (1993) Event-related potential and dyslexia, *Annals of the New York Academy of Sciences*, **682**, 342-345.
- Fawcett, A. and Nicolson, R. (1994a) *Dyslexia in Children*. Harvester Wheatsheaf.
- Fawcett, A. and Nicolson, R. (1994b) Speed of processing, automaticity and dyslexia. In Fawcett A. and Nicolson R. (eds), *Dyslexia in Children*. Harvester Wheatsheaf. 157-193.
- Fawcett, A.J. and Nicolson, R.I. (1994c) Naming speed in children with dyslexia, *Journal of Learning Disabilities*, **27**, 10, 641-646.
- Fedoruk, G.M. and Norman, C.A. (1991) Kindergarten screening predictive inaccuracy: First-grade teacher variability, *Exceptional Children*, **57**, 258-263.
- Felton, R. and Brown, I. (1989) Phonological processes as predictors of specific reading skills in children at risk for reading failures, *Reading and Writing*, **2**, 3-23.
- Felton, R.H. (1992) Early identification of children at risk for reading disabilities, *Topics in Early Childhood Special Education*, **12**, 2, 212-229.
- Feshbach, S., Adelman, H. and Fuller, W., (1977) Prediction of reading and related academic problems, *Journal of Educational Psychology*, **45**, 353-372.
- Finucci, J.M., Guthrie, J.T., Childs A.L., Abbey, H. and Childs, B. (1976) The genetics of specific reading disability. *Annals of Human Genetics*, **40**, 1-23.

- Finucci J.M. and Childs B. (1981) Are there really more dyslexic boys than girls? In Ansara, N., Geschwind, N., Galaburda, A. and Gertrell, N. (eds.), *Sex Differences in Dyslexia*. Orton Dyslexia Society.
- Flowers, D.L. (1993) Brain basis for dyslexia: A summary of work in progress, *Journal of Learning Disabilities*, **26**, 9, 575-582.
- Flowers, D.L., Wood, F.B. and Naylor, C.E. (1991) Regional cerebral blood flow correlates of language processes in reading disability, *Archives of Neurology*, **48**, 637-643.
- Flynn, J.M. and Deering, W.M. (1989) Topographic brain mapping and evaluation of dyslexic children, *Psychiatry Research*, **29**, 407-408.
- Fox, B. and Routh, D.K. (1983) Reading disability, phonemic analysis, and dysphonetic spelling: A follow-up study, *Journal of Clinical Child Psychology*, **12**, 28-32.
- Frith, U. (1985) Beneath the surface of surface dyslexia. In Patterson K., Marshall J.R. and Coltheart M. (eds.), *Surface Dyslexia*. Hillsdale, NJ: Lawrence Erlbaum.
- Frith, U. (1992) Cognitive development and cognitive deficit, *The Psychologist: Bulletin of the British Psychological Society*, **5**, 13-19.
- Galaburda, A.M., Sherman, G.F., Rosen, G.D., Abotiz, F. and Geschwind, N. (1985) Developmental dyslexia: Four consecutive patients with cortical anomalies, *Annals of Neurology*, **18**, 222-233.
- Galaburda, A.M. (1993a) Neurology of developmental dyslexia, *Current Opinion in Neurobiology*, **3**, 237-242.
- Galaburda, A.M. (1993b) Developmental dyslexia, *Review Neurology (Paris)*, **149**, 1, 1-3.
- Galaburda, A. and Livingstone, M. (1993) Evidence for a magnocellular defect in developmental dyslexia, *Annals of the New York Academy of Sciences*, **682**, 70-82.
- Galaburda, A.M., Menard, M.T. and Rosen, G.D. (1994) Evidence for aberrant auditory anatomy in developmental dyslexia, *Proceedings of the National Academy of Science USA*, **91**, 8010-8013.
- Gathercole, S.E. and Baddeley, A.D. (1989) Evaluation of the role of phonological STM in the development of vocabulary in children: A longitudinal study, *Journal of Memory and Language*, **28**, 200-213.
- Gathercole, S.E., and Baddeley, A.D. (1990) Phonological memory deficits in language disordered children: Is there a causal connection? *Journal of Memory and Language*, **29**, 336-360.

- Gesell, A., Halverson, H.M., Thompson, H.G., Ilg, F.L., Castner, B.M., Ames, L.B. and Amatruda, C.S. (1940) *The first five years of life*. New York: Harper and Brothers.
- Geshwind, N. and Behan, P. (1984) Laterality, hormones and immunity. In Geshwind, N. and Galaburda, A. (eds.), *Cerebral Dominance: The Biological Foundations*. Cambridge, MA: Harvard University Press.
- Gillingham, A. and Stillman, B.W. (1969) *Remedial Training for Children with Specific Disability in Reading, Spelling and Penmanship*. 5th edition. Cambridge, MA: Educational Publishing Co.
- Godfrey, J.J., Syrdal-Lasky, A.K., Millay, K.K. and Knox, C.M. (1981) Performance of dyslexic children on speech perception tests, *Journal of Experimental Child Psychology*, **32**, 401-424.
- Golombok, S. and Rust, J. (1992) *Wechsler Intelligence Scale for Children - Third Edition UK*. Manual. The Psychological Corporation.
- Gordon, N. (1993) Learning disorders and delinquency, *Brain and Development*, **15**, 169-172.
- Goswami, U. (1990) A special link between rhyming skill and the use of orthographic analogies by beginning readers, *Journal of Child Psychology and Psychiatry*, **31**, 2, 301-311.
- Goswami, U. and Bryant, P. (1990) *Phonological Skills and Learning to Read*. Hillsdale, NJ: Laurence Erlbaum.
- Goswami, U. and Mead, F. (1992) Onset and rime awareness and analogies in reading, *Reading Research Quarterly*, **27**, 2, 152-162.
- Gough, P.B. and Tunmer, W.E. (1986) Decoding, reading and reading disability, *Remedial and Special Education*, **7**, 6-10.
- Guerin, D.W., Griffin, J.R., Gottfried, A.W. and Christenson, G.N. (1993) Dyslexic subtypes and severity levels: Are there gender differences? *Optometry and Vision Science*, **70**, 5, 348-351.
- Gulliford, R. (1976) The early identification of educationally at-risk children. In Wedell K. and Raybould C. (eds.), *The early identification of educationally "at-risk" children*. University of Birmingham, Educational Review. pp. 11-21.
- Hallgren, B. (1950) Specific dyslexia. A clinical and genetic study, *Acta Psychiatrica et Neurological*, **65**, 1-287.
- Haring, K.A., Lovett, D.L., Haney, K.F., Algozzine, B., Smith, D.D. and Clarke, J. (1992) Labelling preschoolers as learning disabled: A cautionary position, *Topics in Early Childhood Special Education*, **12**, 2, 151-173.

- Haslum, M.N. (1989) Predictors of dyslexia, *Irish Journal of Psychology*, **10**, 622-630.
- Hinshelwood, J. (1917) *Congenital word blindness*. London: H.K. Lewis.
- Holligan, C. and Johnston, R. (1988) The use of phonological information by good and poor readers in memory and reading tasks, *Memory and Cognition*, **16**, 522-532.
- Horn, W.F. and O'Donnell, J.P. (1984) Early identification of learning disabilities: A comparison of two methods, *Journal of Educational Psychology*, **76**, 1106-1118.
- Horn, W.F. and Packard, T. (1985) Early identification of learning problems: A meta-analysis, *Journal of Educational Psychology*, **77**, 597-607.
- Hornsby, B. and Shear, F. (1976) *Alpha to Omega*. London: Heinemann.
- Hulme, C. and Snowling, M. (1990) Phonological deficits in dyslexia: A "sound" reappraisal of the verbal deficit hypothesis. In Singh, N. and Beale, I. (eds.), *Current Perspectives in Learning Disabilities*. New York: Springer-Verlag.
- Hynd, G.W., Hall, J., Novey, E.S., Eliopoulos, D., Black, K., Gonzalez, J.J., Edmonds, J.E., Riccio, C. and Cohen, M. (1995) Dyslexia and corpus callosum morphology, *Archives of Neurology*, **52**, 32-38.
- Jansky, J. and de Hirsch, K. (1972) *Preventing Reading Failure*. New York: Harper and Row.
- Jansky, J. (1972) A new plan for prediction. In Jansky, J. and de Hirsch, K. *Preventing Reading Failure*. New York: Harper and Row.
- Jansky, J.J., Hoffman, M.J., Layton, J., Sugar, F. and Davies, M. (1989) Prediction: A six-year follow-up, *Annals of Dyslexia*, **39**, 227-246.
- Johnson, D. and Myklebust, H. (1967) *Learning Disabilities Educational Principles and Practices*. New York: Grune and Stratton.
- Jorm, A.F., Share, D.L., MacLean, R. and Matthews, R. (1984) Phonological confusability in short-term memory for sentences as a predictor of reading ability, *British Journal of Psychology*, **78**, 205-211.
- Jorm, A., Share, D., Maclean, R. and Matthews, R. (1986) Cognitive factors at school entry predictive of specific reading retardation and general reading backwardness: A research note, *Journal of Child Psychology and Psychiatry*, **27**, 45-54.
- Just, M.A. and Carpenter, P.A. (1986) *The Psychology of Reading and Language Comprehension*. Boston: Allyn and Bacon.
- Katz, R.B. (1986) Phonological deficiencies in children with reading disability: Evidence from an object naming task, *Cognition*, **22**, 225-257.
- Katz, W.F., Curtiss, S. and Tallal, P. (1992) Rapid automatized naming and gesture by normal and language-impaired children, *Brain and Language*, **43**, 623-641.

- Kelly, M.S. and Peverly, S.T. (1992) Identifying bright kindergarteners at risk for learning difficulties: Predictive validity of a kindergarten screening tool, *Journal of School Psychology*, **30**, 245-258.
- La Buda, M.C. and DeFries, J.C. (1988) Genetic and Environmental etiologies of reading disability: A twin study, *Annals of Dyslexia*, **38**, 131-138.
- Larsen, J.P., Høien, T., Lundberg, I. and Odegaard, H. (1990) MRI evaluation of the size and symmetry of the planum temporale in adolescents with developmental dyslexia, *Brain and Language*, **39**, 289-301.
- Larsen, J.P., Høien, T. and Odegaard, H. (1992) Magnetic resonance imaging of the corpus callosum in developmental dyslexia. *Cognitive Neuropsychology*, **9**, 2, 123-134.
- Leiner, H.C., Leiner, A.L. and Dow, R.S. (1989) Reappraising the cerebellum: What does the hindbrain contribute to the forebrain? *Behavioural Neuroscience*, **103**, 998-1008.
- Lewis, A. (1985) Predictive accuracy in early identification procedures, *Cambridge Journal of Education*, **15**, 133-139.
- Lewis, B.A. (1992) Pedigree analysis of children with phonology disorders, *Journal of Learning Disabilities*, **25**, 586-597.
- Levin, B.E. (1990) Organizational deficits in dyslexia: Possible frontal lobe dysfunction, *Developmental Neuropsychology*, **6**, 2, 95-110.
- Liberman, I.Y., Shankweiler, D., Orlando, C., Harris, K. and Bell-Berti, F. (1971) Letter confusions and reversals of sequence in the beginning reader: Implications for Orton's theory of developmental dyslexia, *Cortex*, **7**, 127-142.
- Liberman, I.Y., Shankweiler, D., Fischer, F.W. and Carter, B. (1974) Explicit syllable and phoneme segmentation in the young child, *Journal of Experimental Child Psychology*, **18**, 201-212.
- Lidz, C.S. (1983) Issues in assessing preschool children. In Paget, K.D. and Bracken, B.A. (eds.), *The Psychoeducational Assessment of Preschool Children*. New York: Grune and Stratton. pp. 17-28.
- Lindsay, G. (1979) *Early identification of learning difficulties and the monitoring of children's progress*. Unpublished Phd thesis. University of Birmingham.
- Lindsay, G.A. and Wedell, K. (1982) The early identification of educationally "at risk" children revisited, *Journal of Learning Disabilities*, **15**, 4, 212-217.
- Livingston, R., Adam, B.S. and Bracha, H.S. (1993) Season of birth and neurodevelopmental disorders: Summer birth is associated with dyslexia. *Journal of the Academy of Child and Adolescent Psychiatry*, **32**, 3, 612-616.

- Lovegrove, W., McNicol, D., Martin, F., Mackenzie, B. and Pepper, K. (1988) Phonological recoding, memory processing and memory deficits in specific reading disability. In Vickers, D. and Smith, P. (eds.), *Human Information Processing: Measures, Mechanisms and Models*. Amsterdam: North Holland. pp. 65-82.
- Lovegrove, W. (1994) Visual deficits in dyslexia: Evidence and implications. In Fawcett, A. and Nicolson, R. (eds.), *Dyslexia in Children*. Harvester Wheatsheaf.
- Lundberg, I., Olofsson, A. and Wall, S. (1980) Reading and spelling skills in the first school years predicted from phonemic awareness skills in kindergarten, *Scandinavian Journal of Psychology*, **21**, 159-173.
- Lyon, G.R. (1989) IQ is irrelevant to the definition of learning disabilities: A position in search of logic and data, *Journal of Learning Disabilities*, **22**, 8, 504-512.
- MacLean, M., Bryant, P.E. and Bradley, L. (1987) Rhymes, nursery rhymes and reading in early childhood, *Merrill-Palmer Quarterly*, **33**, 255-282.
- Mann, V.A. (1984) Longitudinal prediction and prevention of early reading difficulty, *Annals of Dyslexia*, **34**, 117-136.
- Mann, V. and Liberman, I. (1984) Phonological awareness and verbal short term memory, *Journal of Learning Disabilities*, **17**, 592-599.
- Mann, V.A. (1993) Phoneme awareness and future reading ability, *Journal of Learning Disabilities*, **26**, 4, 259-269.
- Mantzicopoulos, P., Morrison, D., Stone, E. and Setrakian, W. (1992) Use of the SEARCH / TEACH tutoring approach with middle-class students at risk for reading failure, *The Elementary School Journal*, **92**, 5, 573-586.
- Marsh, G., Friedman, M.P., Welch, V. and Desberg, P. (1981) A cognitive-developmental theory of reading acquisition. In Waler, T.G. and MacKinnon, G.E. (eds.), *Reading Research: Advances in Theory and Practice*. London: Academic Press. pp. 87-137.
- Melekian, B.A. (1990) Family characteristics of children with dyslexia, *Journal of Learning Disabilities*, **23**, 6, 386-391.
- Menyuk, P., Chesnick, M., Liebergott, J.W., Korngold, B., D'Agostino, R. and Belanger, A. (1991) Predicting reading problems in at-risk children, *Journal of Speech and Hearing Research*, **34**, 893-903.
- Mercer, C.D., Algozzine, B. and Trifiletti, J. (1979) Early identification: An analysis of the research, *Learning Disability Quarterly*, **2**, 12-24.
- Miles, E. (1992) *The Bangor Dyslexia Teaching System*. (2nd ed). Whurr.
- Miles, T.R. (1982) *The Bangor Dyslexia Test*. Cambridge: Learning Development Aids.

- Miles, T.R. (1993) *Dyslexia: The Pattern of Difficulties*. Second Edition. London: Whurr.
- Miles, T.R. and Miles, E. (1990) *Dyslexia: A Hundred Years On*. Milton Keynes: Open University Press.
- Miller, J. and McKenna, M. (1981) Disabled readers: Their intellectual and perceptual capacities at differing ages, *Perceptual and Motor Skills*, **52**, 467-472.
- Monroe, M. (1935) Reading aptitude tests for the prediction of success and failure in beginning reading, *Education*, **56**, 7-14.
- Morais, J. (1987) Segmental analysis of speech and its relation to reading ability, *Annals of Dyslexia*, **37**, 126-141.
- Morrison, D. and Mantzicopoulos, P. (1990) Predicting reading problems at kindergarten for children in second grade: SEARCH as screen, *Remedial and Special Education*, **11**, 29-36.
- Morton, J. and Frith, U. (1994) Causal modelling: A structural approach to developmental psychopathology. In Cicchetti, D. and Cohen, D.J. (eds.), *Manual of Developmental Psychopathology*, vol 1, ch 13. New York: John Wiley.
- Naidoo S. (1972) *Specific Dyslexia*. London: Pitman.
- National Joint Committee on Learning Disabilities. (1986) Learning disabilities and the preschool child: A position paper of the National Joint Committee on Learning Disabilities, *Learning Disability Quarterly*, **9**, 2, 158-163.
- Neale, M.D. (1966) *The Neale Analysis of Reading Ability*. Manual. London: Macmillan Education Ltd.
- Neville, H.J., Coffey, S.A., Holcomb, P.J. and Tallal, P. (1993) The neurobiology of sensory and language processing in language-impaired children, *Journal of Cognitive Neuroscience*, **5**, 2, 235-253.
- Newby, R.F., Recht, D.R. and Caldwell, J. (1993) Validations of a clinical method for the diagnosis of two subtypes of dyslexia, *Journal of Psychoeducational Assessment*, **11**, 72-83.
- Newman, S.P, Wright, S. and Fields, H. (1989) Identifying subtypes of reading and spelling disorders by discrepancy scores, *Irish Journal of Psychology*, **10**, 647-656.
- Newton, M.J. and Thomson, M.E. (1982) *The Aston Index (Revised)*. Wisbech, Cambs: Learning Development Aids.
- Nicolson, R. and Fawcett, A. (1990) Automaticity: A new framework for dyslexia research? *Cognition*, **35**, 159-182.
- Nicolson, R.I. Fawcett, A.J., and Baddeley, A.D. (1992) Working memory and dyslexia.

- Nicolson, R.I. Fawcett, A.J. and Dean, P. (1994) Time estimation deficits in developmental dyslexia: Evidence of cerebellar involvement, *Proceedings of the Royal Society*, May 1994.
- Nicolson, R. and Fawcett, A. (1995) Dyslexia is more than a phonological disability, *Dyslexia*, **1**, 1-18.
- Nicolson, R.I., Fawcett, A.J. and Dean, P. (submitted) Impaired performance of dyslexic children on a range of cerebellar tasks. *Science*.
- Olson, R.K., Wise, B., Conners, F., Rack, J. and Fulker, D. (1989) Specific deficits in component reading and language skills: Genetic and environmental influences, *Journal of Learning Disabilities*, **22**, 339-348.
- Orton, S.T. (1925) "Word blindness in school children", *Archives of Neurological Psychiatry*, **14**, 5, 197-199.
- Orton, S.T. (1937) *Reading, Writing and Speech Problems in Children*. New York: Norton.
- Pennington, B.F. and Smith, S.D. (1988) Genetic influences on learning disabilities: An update, *Journal of Consulting and Clinical Psychology*, **56**, 817-823.
- Perfetti, C.A. (1986) Continuities in reading acquisition, reading skills and reading disability, *Remedial and Special Education*, **7**, 11-21.
- Pumfrey, P. and Reason, R. (1991) *Specific Learning Difficulties (Dyslexia): Challenges and Responses*. London: Routledge.
- Rack, J. (1985) Orthographic and phonetic coding in normal and dyslexic readers, *British Journal of Psychology*, **76**, 325-340.
- Rack, J.P. (1994) Dyslexia: The phonological deficit hypothesis. In Fawcett, A. and Nicolson, R. (eds.), *Dyslexia in Children*. Harvester Wheatsheaf.
- Read, C. (1971) Preschool children's knowledge of English phonology. *Harvard Educational Review*, **41**, 1-34.
- Read, C. (1986) *Children's creative spellings*. London: Routledge & Kegan Paul.
- Reed, M. (1989) Speech perception and the discrimination of brief auditory cues in reading disabled children, *Journal of Experimental Child Psychology*, **48**, 270-292.
- Rosen, G.D., Sherman, G.F. and Galaburda, A.M. (1991) Ontogenesis of neocortical asymmetry: A [³H] thymidine study, *Neuroscience*, **41**, 779-790.
- Rosner, J. and Simon, D.P. (1971) The Auditory Analysis Test: An initial report, *Journal of Learning Disabilities*, **4**, 7, 384-392.
- Rugel, R.P. (1974) WISC subtest scores of disabled readers: A review with respect to Bannatyne's recategorisation, *Journal of Learning Disabilities*, **7**, 48-55.

- Rumsey, J.M., Andreason, P., Zametkin, A.J., Aquino, T., King, K., Hamburger, S.D., Pikus, A., Rapoport, J.L. and Cohen, R.M. (1992) Failure to activate the left temporoparietal cortex in dyslexia. An Oxygen 15 positron emission tomography study, *Archives of Neurology*, **49**, 527-534.
- Rutter, M. and Yule, W. (1975) The concept of specific reading retardation, *Journal of Child Psychology and Psychiatry*, **16**, 181-197.
- Santos de Barona, M. (1992) Infant and preschool evaluation services: Implications for school districts and personnel, *Psychology in the Schools*, **29**, 237-247.
- Satz, P., Friel, J. and Rudegeair, J. (1976) Some predictive antecedents of specific reading disability: A two-, three-, and four-year follow up. In Guthrie, J. (ed.), *Aspects of Reading Acquisition*. Baltimore, MD: John Hopkins University Press.
- Satz, P., Taylor, H.G., Friel, J. and Fletcher J.M. (1978) Some developmental and predictive precursors of reading disabilities: A 6 year follow-up. In Benton, A.L. and Pearl, D. (eds.), *Dyslexia - An Appraisal of Current Knowledge*. New York: Oxford University Press, 313-348.
- Satz, P. and Fletcher, J.M., (1982) *The Florida Kindergarten Screening Battery*. Florida: Psychological Assessment Resources.
- Satz, P., and Fletcher, J.M. (1988) Early identification of learning disabled children: An old problem revisited, *Journal of Consulting and Clinical Psychology*, **56**, 824-829.
- Scarborough, H.S. (1989) Prediction of reading disability from familial and individual differences, *Journal of Educational Psychology*, **81**, 1, 101-108.
- Scarborough, H.S. (1990) Very early language deficits in dyslexic children, *Child Development*, **61**, 1728-1743.
- Scarborough, H.S. (1991a) Antecedents to reading disability: Pre-school language development and early literacy experiences of children from dyslexic families, *Reading and Writing*, **3**, 70-83.
- Scarborough, H.S. (1991b) Early syntactic development of dyslexic children, *Annals of Dyslexia*, **41**, 207-220.
- Scarborough, H.S. and Dobrich, W. (1990) Development of children with Early Language Delay, *Journal of Speech and Hearing Research*, **33**, 70-83.
- Schonell, F.J. (1951) *The Psychology and Teaching of Reading*. Edinburgh and London: Oliver and Boyd.
- Shankweiler, D., Liberman, I.Y., Mark, L.S., Fowler, C.A. and Fischer, F.W. (1979) The speech code and learning to read, *Journal of Experimental Psychology: Human Learning and Memory*, **5**, 531-545.

- Share, D.L., Jorm, A.F., Maclean, R. and Matthews, R. (1984) Sources of individual differences in reading acquisition, *Journal of Educational Psychology*, **76**, 1309-1324.
- Shaywitz, B.A., Fletcher, J.M., Holahan, J.M. and Shaywitz, S.E. (1992) Discrepancy compared to low achievement definitions of reading disability: Results from the Connecticut Longitudinal Study. *Journal of Learning Disabilities*, **25**, 639-648.
- Shaywitz, S.E., Shaywitz, B.A., Fletcher, J.M. and Escobar, M.D. (1990) Prevalence of reading disability in boys and girls, *Journal of the American Medical Association*, **264**, 998-1002.
- Shaywitz, S.E., Escobar M.D., Shaywitz, B.A. Fletcher, J.M. and Makuch, R. (1992) Evidence that dyslexia may represent the lower tail of a normal distribution of reading ability, *New England Journal of Medicine*, **326**, 145-150.
- Sheppard, M.J. (1972) *A teacher's school entry screening test*. Sydney: Robert Burton.
- Sheppard, M. (1979) *Spotlight for literacy. Early reading screener*. Melbourne: Longman.
- Sheppard, J.L. and Sheppard, M.J. (1983) Spotlight Screener as a predictor of first grade reading achievement, *Australian Journal of Education*, **27**, 164-172.
- Sherman, G.F., Galaburda, A.M., Behan, P.O. and Rosen, G.D. (1987) Neuroanatomical anomalies in autoimmune mice, *Acta Neuropathologica*, **74**, 239-242.
- Shroots, J.F. (1976) Some issues in the early detection of learning disabilities. In Wedell, K. and Raybould, C. (eds.), *The early identification of educationally "at-risk" children*. University of Birmingham, Educational Review. pp. 22-29.
- Siegel, L.S. (1988) Evidence that IQ scores are irrelevant to the definition and analysis of reading disability, *Canadian Journal of Psychology*, **42**, 201-215.
- Siegel, L.S. (1989) IQ is irrelevant to the definition of learning disabilities, *Journal of Learning Disabilities*, **22**, 469-478.
- Siegel, L.S. (1992) An evaluation of the discrepancy definition of dyslexia, *Journal of Learning Disabilities*, **25**, 618-629.
- Silver, A. and Hagin, R. (1981) *SEARCH*. New York: Walker Educational Book Corporation.
- Singleton, C.H. (1988) The early diagnosis of developmental dyslexia, *Support for Learning*, **3**, 2, 108-121.
- Singleton, C. (1992) The Use of Computers in the Early Identification of Dyslexia. Report to the Fourth Cambridge Conference of the Helen Arkell Dyslexia Centre.

- Smith, M.D., Coleman, J.M., Doeckci, P.R. and Davies, E.E. (1977) Intellectual characteristics of school labelled learning disabled children, *Exceptional Children*, **43**, 352-357.
- Smith, S.D., Kimberling, W.J., Pennington, B.F. and Lubs, H.A. (1983) Specific Reading Disability: Identification of an inherited form through linkage analysis, *Science*, **219**, 1345-1347.
- Snowling, M. (1987) *Dyslexia: A Cognitive Developmental Perspective*. Oxford: Basil Blackwell.
- Snowling, M.J. (1991) Developmental reading disorders, *Journal of Child Psychology and Psychiatry*, **32**, 1, 49-77.
- Snowling, M., van Wagtenonk, B. and Stafford, C. (1988) Object naming deficits in developmental dyslexia, *Journal of Research in Reading*, **11**, 67-85.
- Spector, J.E. (1992) Predicting progress in beginning reading: Dynamic assessment of phonemic awareness, *Journal of Educational Psychology*, **84**, 353-363.
- Stanovich, K.E. (1986) Matthew effects in reading: Some consequences of individual differences in the acquisition of literacy, *Reading Research Quarterly*, **21**, 4, 360-406.
- Stanovich, K.E. (1988) The right and wrong places to look for the cognitive locus of reading disability, *Annals of Dyslexia*, **38**, 154-177.
- Stanovich, K.E. (1989) Has the learning disabilities field lost its intelligence? *Journal of Learning Disabilities*, **22**, 8, 487-492.
- Stanovich, K.E. (1994) Annotation: Does dyslexia exist? *Journal of Child Psychology and Psychiatry*, **35**, 579-595.
- Stark, R.E., Bernstein, L.E., Condino, R., Bender, M., Tallal, P. and Catts, H. (1984) Four-year follow-up study of language impaired children, *Annals of Dyslexia*, **34**, 49-68.
- Stein, J.F. (1994a) Developmental dyslexia, neural timing and hemispheric lateralisation, *International Journal of Psychophysiology*, **18**, 241-249.
- Stein, J.F. (1994b) A visual defect in dyslexics? In Fawcett, A. and Nicolson, R. (eds.), *Dyslexia in Children*. Harvester Wheatsheaf.
- Stirling, E. (1991) Personal communication.
- Strag, G.A. (1972) Comparative behaviour ratings of parents with severe mentally retarded, special learning disability, and normal children. *Journal of Learning Disabilities*, **5**, 10, 52-56.
- Swanson, H.L. (1989) Phonological processes and other routes, *Journal of Learning Disabilities*, **22**, 8, 493-497.

- Tallal, P., Stark, R.E. and Mellits, E.D. (1985) Identification of language impaired children on the basis of rapid perception and production skills, *Brain and Language*, **25**, 314-322.
- Tallal, P., Miller, S. and Fitch, R.H. (1993) Neurobiological basis of speech - a case for the pre-eminence of temporal processing, *Annals of the New York Academy of Sciences*, **682**, 27-47.
- Tansley, P. and Pankhurst, J. (1981) *Children with Specific Learning Difficulties: A Critical Review*. Windsor: NFER-Nelson.
- Taylor, M.J. and Keenan, N.K. (1990) Event-related potentials to visual and language stimuli in normal and dyslexic children, *Psychophysiology*, **27**, 3, 318-327.
- Thomson, M. (1982) The assessment of children with specific reading difficulties (dyslexia) using the British Ability Scales, *British Journal of Psychology*, **73**, 461-478.
- Thomson, M.E. (1991) *Developmental Dyslexia: Its Nature, Assessment and Remediation*. (2nd ed.) London: Edward Arnold.
- Tonnessen, F.E., Lokken, A., Høien, T. and Lundberg, I. (1993) Dyslexia, handedness and immune disorders, *Archives of Neurology*, **50**, 411-416.
- Torgesen, J.K. (1989) Why IQ is relevant to the deficietion of learning disabilities, *Journal of Learning Disabilities*, **22**, 8, 484-486.
- Tramontana, M.G., Hooper, S.R. and Selzer, S.C. (1988) Research on the preschool prediction of later academic achievement: A review. *Developmental Review*, **8**, 89-146.
- van den Bos, K.P. (1984) Letter processing in dyslexic subgroups, *Annals of Dyslexia*, **34**, 179-193.
- van der Wissel, A. and Zegers, F.E. (1985) Reading retardation revisited, *British Journal of Developmental Psychology*, **3**, 3-9.
- Vellutino, F.R. (1979) *Dyslexia: Theory and Research*. Cambridge, MA: MIT Press.
- Vellutino, F.R. (1987) Dyslexia, *Scientific American*, **256**, 3, 20-27
- Wagner, R. and Torgesen, J. (1987) The nature of phonological processing and its causal role in the acquisition of reading skills, *Psychological Bulletin*, **101**, 192-212.
- Wallach, M.A. and Wallach, L. (1976) *Teaching All Children to Read*. Chicago: University of Chicago Press.
- Watson, C. and Mostyn, D. (1980) *Round the World: Picture Word Book*. London: Usborne.
- Wechsler, D. (1976) *The Wechsler Intelligence Scale for Children*. New York: Psychological Corporation.

- Wechsler, D. (1992) *The Wechsler Intelligence Scale for Children - Third Edition UK*. Psychological Corporation.
- Wechsler, D. (1992) *The Wechsler Objective Reading Dimensions*. The Psychological Corporation.
- Wedell, K. (1976) Introduction. In Wedell, K. and Raybould, C. (eds.), *The early identification of educationally "at-risk" children*. University of Birmingham, Educational Review. pp. 7-9.
- Wheeler, T. and Watkins, E. J. (1979) A review of symptomology, *Dyslexia Review*, **1**, 1, 13-15.
- Williams, M. and LeCluyse, K. (1990) Perceptual consequences of a temporal processing deficit in reading disabled children, *Journal of the American Optometry Association*, **61**, 111-121.
- Wolf, M. (1984) Naming, reading and the dyslexias: A longitudinal overview, *Annals of Dyslexia*, **34**, 87-136.
- Wolf, M. (1986) Rapid alternating stimulus naming in the developmental dyslexias, *Brain and Language*, **27**, 360-379.
- Wolf, M. (1991) Naming speed and reading: The contribution of the cognitive neurosciences, *Reading Research Quarterly*, **26**, 2, 123-141.
- Wolf, M., Bally, H. and Morris, R. (1985) Automaticity, retrieval processes and reading: A longitudinal study in average and impaired readers, *Child Development*, **57**, 988-1000.
- Wolf, M. and Goodglass, H. (1986) Dyslexia, dysnomia and lexical retrieval: A longitudinal investigation, *Brain and Language*, **28**, 154-168.
- Wolf, M. and Obregon, M. (1992) Early naming deficits, developmental dyslexia, and a specific deficit hypothesis, *Brain and Language*, **42**, 219-247.
- Wolf, M. and Segal, D. (1992) Word-finding and the developmental dyslexias, *Topics in Language Disorders*, **11**, 2, 1-16
- Wolfendale, S. (1976) Screening and early identification of reading and learning difficulties - a description of the Croydon Screening Procedures. In Wedell, K. and Raybould, C. (eds.), *The early identification of educationally "at-risk" children*. University of Birmingham, Educational Review. pp. 104-118.
- Wolff, P., Michel, G. and Ovrut, M. (1990) The timing of syllable repetitions in developmental dyslexia, *Journal of Speech and Hearing Research*, **33**, 281-289.
- Yule, W., Rutter, M., Berger, M. and Thompson, J. (1974) "Over and under achievement in reading: Distribution in the general population", *British Journal of Educational Psychology*, **44**, 1, 1-12.