

Nostell Priory: History of a House, 1730-85

Volume 2 of 2

Frances Sands

Ph.D thesis

University of York

Department of History of Art

March 2012

List of contents

Catalogue of architectural drawings

Introduction	4
i. Drawings: location and provenance	4
ii. Methodological introduction to catalogue	6
<i>Arrangement and chronology</i>	6
<i>Prose</i>	7
<i>Scale</i>	7
<i>Dimensions</i>	8
<i>Watermark</i>	8
<i>Hand</i>	8
<i>Inscription</i>	9
<i>Date</i>	9
<i>Notes</i>	10
<i>Illustrations</i>	10

Drawings from the patronage of Sir Rowland Winn, 4th Baronet: 1730-65:

i. Architecture:

<i>Nostell Hall (catalogue numbers 1-2)</i>	11
<i>Park plans (catalogue numbers 3-4)</i>	13
<i>House plans (catalogue numbers 5-10)</i>	16
<i>Cartouche designs (catalogue numbers 11-21)</i>	22
<i>Kitchen pavilion and link (catalogue numbers 22-26)</i>	28
<i>Presentation drawings for King George III (catalogue numbers 27-28)</i>	33

ii. Interior design:

<i>State Dining Room (catalogue numbers 29-37)</i>	35
<i>Lower Hall (catalogue number 38)</i>	44
<i>North staircase and balustrades (catalogue numbers 39-50)</i>	46
<i>State apartment (catalogue numbers 51-55)</i>	55
<i>Crimson Bedchamber and Breakfast Room (catalogue numbers 56-59)</i>	60
<i>Saloon (catalogue number 60)</i>	65

<i>Attic storey rooms (catalogue numbers 61-64)</i>	67
<i>Library (catalogue numbers 65-66)</i>	71
<i>Chimneypieces, grates and fenders (catalogue numbers 67-83)</i>	73
<i>Clothespress (catalogue numbers 84)</i>	83

Drawings from the patronage of Sir Rowland Winn, 5th Baronet: 1765-85:

iii. Interior design:

<i>Library (catalogue numbers 85-94)</i>	84
<i>Billiard Room (catalogue numbers 95-96)</i>	94
<i>Family apartment (catalogue numbers 97-100)</i>	97
<i>Saloon (catalogue numbers 101-120)</i>	102
<i>Tapestry Room (catalogue numbers 121-130)</i>	119
<i>State bathroom and water closet (catalogue numbers 131-132)</i>	128
<i>Top Hall and lobby (catalogue numbers 133-178)</i>	130
<i>Vestibule (catalogue numbers 179-183)</i>	171
<i>Basement rooms (catalogue numbers 184-185)</i>	177
<i>Friezes (catalogue numbers 186-187)</i>	180
<i>Chimneypieces, frames, shutters and doors (catalogue numbers 188-197)</i>	182

iv. Architecture:

<i>A damis 1776 scheme (catalogue numbers 198-207)</i>	191
<i>Family Wing and light well (catalogue numbers 208-223)</i>	199
<i>Billiard Room (catalogue numbers 224-234)</i>	216
<i>Unknown mouldings (catalogue numbers 235-238)</i>	227

Illustrations	231
---------------	-----

Catalogue of architectural drawings

Introduction

The Nostell archive is held at the West Yorkshire Archive Service in Wakefield. This archive contains numerous letters, but lacks the estate records and building accounts, which no longer survive. As such the conclusions drawn within Volume 1 of this thesis were largely founded on the extant graphic material. The majority of the drawings were discussed in some detail within Volume 1. A full catalogue of the drawings datable from 1730 to 1785 is provided here as an essential supplement. The drawings are mostly from the offices of James Paine and Robert Adam (see thesis for further information). Inevitably the drawings included here originally formed part of a larger corpus. Nonetheless the extant drawings reflect the full spectrum of works at Nostell – both executed and unexecuted.

i. Drawings: location and provenance

The extant architectural and interior decorative drawings for Nostell Priory are held in four different collections. This disposition is due to the provenance of the drawings.

The principal custodian is the National Trust. These drawings were sent to the house by Paine and Adam and are, in the main, composed of presentation and working drawings. These drawings remained at Nostell in the possession of the Winn family. Then in 1994, the Trust acquired some 300 drawings from Lord St Oswald in lieu of inheritance tax.¹ The Trust keeps the majority of these drawings in the attic of Nostell in a drawings press. A handful of these drawings are framed. In 2002, much of this collection was organised by Tim Knox (then architectural historian to the National Trust). He produced something between a hand-list and a full catalogue, although it was never published.² Knox's work has been of enormous benefit to this thesis and catalogue.

Secondly, there are a number of drawings still belonging to the Winn family. These, like the Trust's collection, were sent to the house by Paine and Adam. They too are mostly composed

¹ Carr-Whitworth, R. 'An Extraordinary Achievement: The successful acquisition of Nostell Priory's contents', *National Trust: Arts, Buildings, Collections Bulletin* (Summer issue, July 2011), p. 2.

² Knox, T. 'National Trust Catalogue of Architectural drawings at Nostell Priory' (Research Project, National Trust, Yorkshire Region, Incomplete in 2002).

of presentation and working drawings. The contents of the house were not given to the Trust in 1953 along with the fabric. Much of the furniture is on loan. The drawings which remain in the possession of the family tend to be the more precious items. They include presentation drawings for the fabric; significant furniture; and designs for medallions in the hand of Antonio Zucchi. Unfortunately, access to these drawings was limited. Most, however, have already been photographed for the purposes of record keeping.⁴

Thirdly, drawings can be found affixed to letters within the Nostell archive. Clearly, these too were sent to the client. Most are drawn to scale, offering summary versions of presentation or working drawings. From the 1770s, the Nostell archive was housed in the Muniment Room. This was designed by Robert Adam to house the 'family writings'.⁴ In 1980, the archive was removed to the West Yorkshire Archive Service in Leeds. Then in 2010, it went to Wakefield.⁵ As most of these drawings were sent in letters, their condition is variable. Owing to their location, they have previously been conflated as part of the archive. These drawings have never before been considered as graphic material relevant to the house. Here they have been included for the first time alongside their counterparts from other collections.

Fourth, and finally, there are a handful of drawings for Nostell in the Adam drawings collection at Sir John Soane's Museum, London. As the Adam office drawings collection, these drawings are principally composed of preliminary designs, office record drawings and rejected or returned schemes. The collection was inherited and arranged into folios by William Adam (junior), the youngest of the Adam brothers.⁶ Then in 1833, the folios were sold to Sir John Soane for £200 by Adam's niece, Susanna Clerk.⁷ Drawings by Robert and James Adam are also to be found in the V&A Museum,⁸ the RIBA drawings collection,⁹ and some small private collections in Britain and the USA.¹⁰ These alternative collections, however, have yielded nothing relevant.

³ Despite conversation with Lord St Oswald, the exact location and condition of each and every drawing was undisclosed. Access was severely limited, and in some cases impossible.

⁴ WYAS WYL1352(2) C3/1/5/2/19/2, Memorandum for Robert Adam in the hand of Sir Rowland Winn, 5th Baronet of Nostell, August 1776. A list of questions that the 5th Baronet would like to ask Adam.

⁵ Raikes, S. 'Nostell Priory Room Catalogue' (Research Project, National Trust, Yorkshire Region, 2004): Brief History of the Muniment Room

⁶ Tait, A.A. 'The Sale of the Adam Drawings', *Burlington Magazine*, Vol 120, No 904 (July, 1978), p. 452.

⁷ *Ibid.*, p. 454.

⁸ Rowan, A. *Catalogue of Architectural Drawings in the Victoria and Albert Museum Robert Adam* (London, 1988).

⁹ Harris, J. (ed.). *Catalogue of the Drawings Collection of the Royal Institute of British Architects*, Vol. 4 (Hampshire, 1973).

¹⁰ Harris, J. *A Catalogue of British Drawings for Architecture, Decoration, Sculpture and Landscape Gardening, 1500-1900, In American Collections* (New York, 1971).

This catalogue encompasses all known eighteenth-century graphic material relating to the house at Nostell. It is worth noting that there are also extant nineteenth-century drawings, but these are not included as they fall outside the scope of this thesis.

ii. Methodological introduction to catalogue

The format of this catalogue – detailed below – follows the well recognized in-house cataloguing conventions of Sir John Soane’s Museum. These cataloguing conventions are detailed in the unpublished Soane Museum cataloguing manual devised by Jill Lever in accordance with the conventions of RIBA cataloguing practice.¹¹

Arrangement and chronology

The drawings are divided into principal groups determined by the patron. These groups are additionally subdivided by architecture and interior design corresponding with the chapters in Volume 1. Within each of these groups the arrangement of the drawings has been devised for ease of use. The arrangement follows a broadly chronological sequence in accordance with starting date. Additionally, the sequence takes into account the logical grouping of drawings for specific features. By these means the drawings for a specific area of activity are described together. This is done even when a group of drawings carries the catalogue beyond the point at which another portion of the house was begun. It is not possible simultaneously to group the drawings by area and to adhere to a strictly chronological arrangement. Indeed, many features of the building were under consideration for a number of years. Within these groupings the drawings have been arranged hierarchically. An example of this for a room interior would show plans for the ceiling first, then designs for the walls and chimneypiece, the carpet and finally any items of furniture. Miscellaneous or unattributed drawings are typically included at the end of the relevant group.

Every drawing has been given a new catalogue number running throughout the length of the entire sequence. Previous reference numbers are also provided to facilitate future research. The current location of the drawing is recorded separately.

¹¹ Lever, J. ‘Cataloguing Manual for the Soane Museum drawings collection’, (in-house guide, Sir John Soane’s Museum, last updated in November 2010).

Purpose

There are a variety of different drawing types included herein. When the purpose of a drawing is clear it is described using one of the following terms:

1. Survey drawing: a means of documenting an existing building/ room. Often a basis for future work.
2. View: a drawing showing an extant building within its natural topography.
3. Preliminary design: used as a means of developing early/initial ideas. Often drawn in freehand (rough).
4. Working drawing: drawn to scale or full size. Used as a means of providing comprehensive design instructions for an individual detail to the artisan during construction. An interesting drawing type as it shows exactly how an architect's design was converted into physical reality and the extent to which he retained design control.
5. Finished drawing: a fully worked-up drawing, drawn to scale, usually washed in grey or colour, but with no surviving evidence that it was shown/ intended to be shown to the client.
6. Presentation drawing: as with 'finished drawing', but with evidence that it was shown/ intended to be shown to a client for the purpose of communicating a design idea.
7. Record drawing: an office copy, albeit not necessarily an identical duplicate. Made for the purpose of keeping a design record. Often partly washed or annotated with details of colour. Symmetrical designs are generally quarter- or half-washed, as only enough detail to be able to reproduce the design is required.

When the purpose of a drawing is not clear it is simply listed as a 'design'. Moreover, the status of execution is listed under purpose in accordance with Soane cataloguing practice. While the executed status of a design is not directly relevant to the purpose of a drawing, its inclusion here is intended to provide immediate and clear access to this essential information.¹²

Scale

Very few architects made use of an in-house standard scale until the end of the eighteenth century.¹³ Ordinarily a drawing scale would be determined by the size of the sheet of paper. As such the relationship between the footage of a building and inches in a drawing is far from

¹² This manner of including the executed status of a design in the purpose of a catalogue entry is in line with Soane Museum cataloguing practice and has proved popular with catalogue users.

¹³ Rowan, A. *Catalogues of Architectural Drawings in the Victoria and Albert Museum Robert Adam* (London, 1988), p. 27.

simple. It is not uncommon for a relatively obscure fraction of an inch to represent a foot. For these reasons both Paine and Adam made use of bar scales.

In this catalogue I have made an effort to record the scale fully, for example '½ inch to 1 foot', or '3 inches to 10 feet' etc. Where possible, scale is measured from a bar scale. In such cases this is acknowledged with the term 'bar scale of'. In the event that no bar scale is given (possibly having been cropped from the sheet) but measurements annotated onto the drawing allow for a scale to be ascertained, the scale is simply recorded. If a drawing has been drawn to a scale, but there is no means of knowing what that scale is, this is acknowledged with the term 'to a scale'. If a drawing is produced in life-size or half life-size, this is acknowledged with the term 'full size' or 'half size'. If a drawing has been produced freehand this is acknowledged with the term 'not to scale'.

Dimensions

Sheet dimensions are provided in millimeters, height preceding width, to the nearest half centimetre (owing to the uneven edges of the majority of the sheets). When a sheet is cropped into an uneven shape, for example a triangle, the measurements of the sheet at the maximum dimensions are given.

If it has not been possible to take measurements of a drawing, but I have had the opportunity to see it (as in the case of framed drawings) then approximate sight measurements are given.

Watermark

All visible watermarks are described.

Many of the drawings in the Soane Museum collection are pasted into folios. As such it is not possible to record the watermarks.

Hand

The attribution of drawings by Paine is relatively unproblematic as he did not have an office of draughtsmen at this time. Paine's characteristic hand has been analysed at length in the first chapter of Volume 1. Any drawing from the period of 1736-65 not in Paine's hand can be attributed to an unidentified draughtsman. The attribution of hand for Adam office drawings is

more complicated as Robert Adam employed numerous draughtsmen. In the absence of day books or thorough banking records it is difficult to attribute hand with certainty. Moreover, drawings were not signed by draughtsmen. In many cases, however, tentative attributions are made for drawings within this catalogue. These attributions are made on account of date and my recognition of the subtleties in varying hands. By the late 1760s it is unlikely that Adam himself was involved with finished drawings owing to his heavy workload.¹⁴ It is usually only in the case of Adam or Zucchi that attribution can be certain. The majority of rough preliminary designs were drawn freehand by Robert Adam himself. Thereby Adam developed ideas in characteristically confident strokes in pencil or pen. Meanwhile, Zucchi's feather-light charcoal sketches express a greater proficiency with the human form than any of his Adam office contemporaries.

Inscription

All inscriptions are given except in the cases of excessive repetition. It is worth noting, however, that only at the Soane Museum was it possible to utilise a conservation-standard UV lamp in order to transcribe faint pencil marks.¹⁵ Within the Soane collection many of the drawings were inscribed during the early nineteenth century by William Adam. In such cases this is recorded.

In the case of drawings which are extensively dimensioned, or annotated with calculations or indications of colour, a summary of this information is given.

Date

When a drawing is dated this is noted. Alternatively the drawing is categorised as one of the following:

1. Datable to: in the case of drawings where the date is not inscribed but there is no doubt about the year in which it was produced.
2. Date range: in the case of drawings where the date is not inscribed and the exact year in which it was produced is unclear. A date range establishes the parameters of the possible range of years in which a drawing may have been produced.

¹⁴ Rowan, A. *Catalogue of Architectural Drawings in the Victoria and Albert Museum Robert Adam* (London, 1988), p. 18.

¹⁵ As it was not possible to utilise a UV lamp on the drawings collections belonging to the National Trust, Lord St Oswald, or the West Yorkshire Archive Service, it is possible that there is further work to be done in transcribing faint pencil inscriptions on these drawings.

Notes

The majority of drawings, or groups of related drawings, are followed by a short commentary. Extensive interpretation of individual drawings is left to the text in Volume 1. The purpose of these notes is to introduce the architectural and interior decorative projects in general terms; to refer the reader to the relevant discussion in Volume 1; and where possible, to provide additional archival documentation.

Illustrations

As many of the drawings as possible have been illustrated. Photographs of the drawings from the National Trust collection (NDC) and the collection of Lord St Oswald (LSO) were provided by courtesy of their respective owner. These were either photographed by Jeremy Butler or myself. Photographs of drawings from the Ackm drawings collection at Sir John Soane's Museum (SM) were provided by courtesy of the trustees of Sir John Soane's Museum. These were photographed by Ardon Bar-Hama under my supervision. Drawings from the West Yorkshire Archive Service (WYAS) were photographed by me.

Those drawings for which it has not been possible to acquire a photograph are confined to the collection of Lord St Oswald. Access to this collection has been limited as the owner is not certain of the location of every item. Some of these drawings have been removed to Christies and await sale.

Drawings from the patronage of Sir Rowland Winn, 4th Baronet: 1730-65

i. Architecture

Nostell Hall (catalogue numbers 1-2)

Catalogue number: 1

Purpose: Survey plan in an unknown hand of Nostell Hall

Aspect: Ground plan of the remains of a medieval priory, with two wings with seven windows – possibly datable to the late seventeenth century, and arranged around an old priory cloister – with a hall with eight windows, and with a double row of eight columns

Scale: bar scale of 1/2 inch to 10 feet

Inscribed: *The Plan of old house as it now is*

Datable to: c.1730

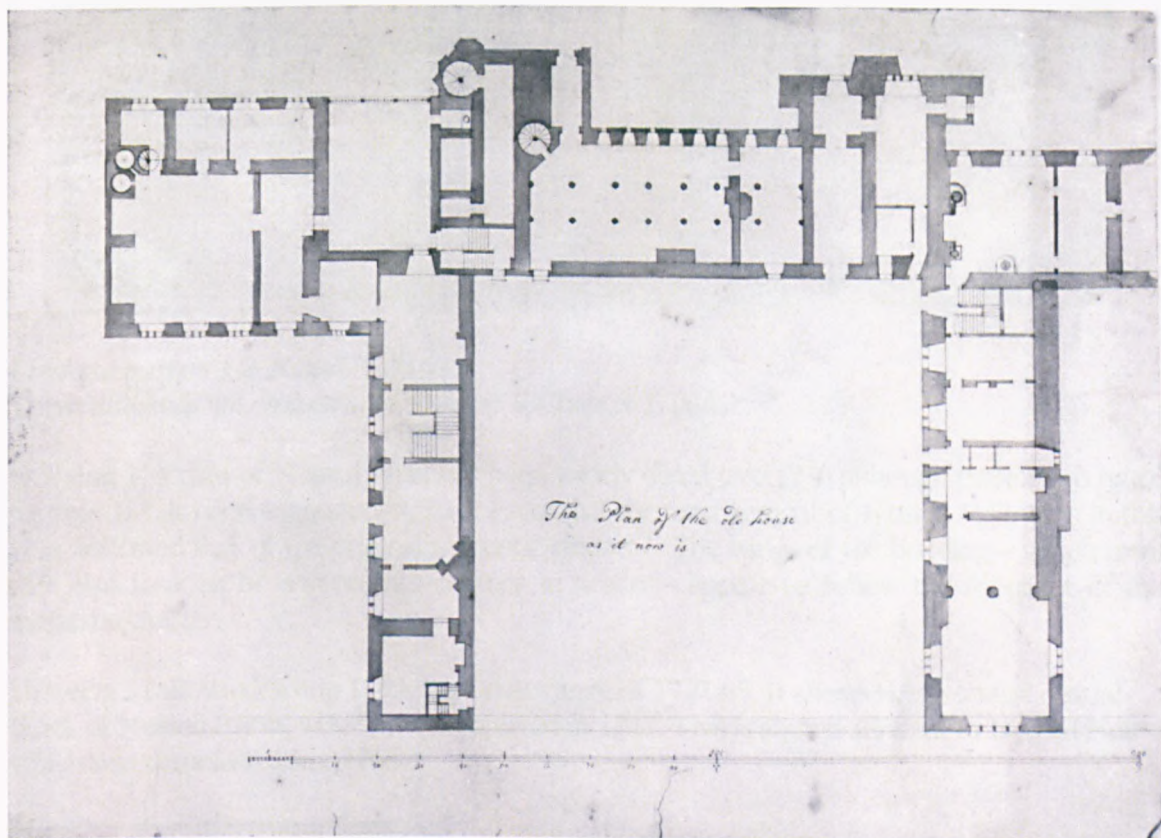
Medium: Pen and wash

Dimensions: 365 x 510 mm

Hand: Unidentified

NT reference: [1], YRK 19763

Location: Private collection of Lord St Oswald



Catalogue number: 2

Purpose : View in an unknown hand of Nostell Hall and Nostell Priory

Aspect: View of Nostell Hall, Nostell Priory, a bridge and windmill

Scale: not to scale

Date range: 1747-65


Medium: Pencil

Sight dimensions: 200 x 300 mm

Hand: Unknown eighteenth-century artist

NT reference: Previously uncatalogued

Location: Private collection of Lord St Oswald



Catalogue numbers 1-2: Nostell Hall, notes:

These drawings are discussed in Volume 1, Chapter 1, part i.

Drawing 1, a plan of Nostell Hall, has been widely dated to c.1730 although there is no proof for this. It has been suggested by Judy Frost that the arrangement of Nostell Hall, seen in this plan, followed that of the original monastic cloister.¹⁶ The wings of the building – which from this plan look to be seventeenth-century in origin – appear to follow the footprint of the monastic cloister.

Drawing 2 follows drawing 1, having a date range of 1747-65. It shows the executed central block of Nostell Priory which was completed in 1747. This is shown adjacent to Nostell Hall which was demolished in c.1765.

¹⁶ Personal conversation with Dr Judith Frost, 10 March 2012.

Park plans (catalogue numbers 3-4)

Catalogue number: 3

Purpose: Design by Joseph Perfect for the park at Nostell; partly executed with alterations

Aspect: Plan of the park, with avenues of trees, and an oval lawn to the east of a house composed of a central block with quadrant links and pavilions

Scale: to a scale

Inscribed: *A Design for the Plan/ at Nostell the Seat of the/ Honble Sr Rowland Winn/ Bart in the West Riding of / the County of York/ Jos. Perfect Inc Ddica / 1731/ The Explanation and annotations, with a key, labelling the various parts*

Datable to: 1731

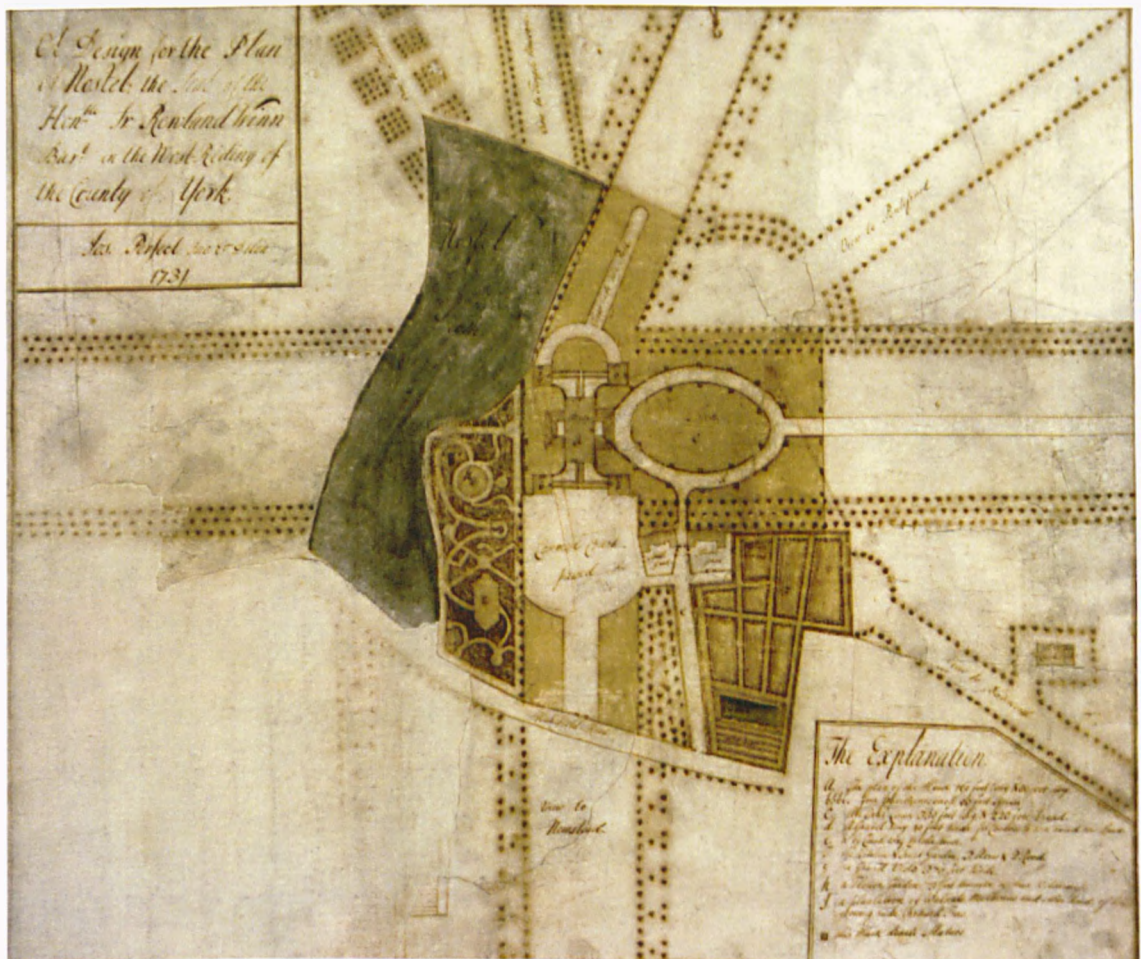
Medium: Pen and coloured washes including sepia

Sight dimensions: 950 x 1100 mm

Hand: Joseph Perfect

NT reference: [44]

Location: Private collection of Lord St Oswald



Catalogue number: 4

Purpose: Design by Stephen Switzer for the park at Nostell; partly executed with alterations

Aspect: Plan of a the park, with an avenue of trees on the east side of a house with a central block and quadrant links and pavilions

Scale: to a scale

Inscribed: Feint inscriptions illegible, but appear to annotate the various elements of the plan

Datable to: c.1731

Medium: Pen and coloured washes including green

Sight dimensions: 1100 x 850 mm

Hand: Stephen Switzer

NT reference: [43]

Location: Private collection of Lord St Oswald



Catalogue numbers 3-4: Park Plans, notes:

These drawings are discussed in Volume 1, Chapter 1, part iii.

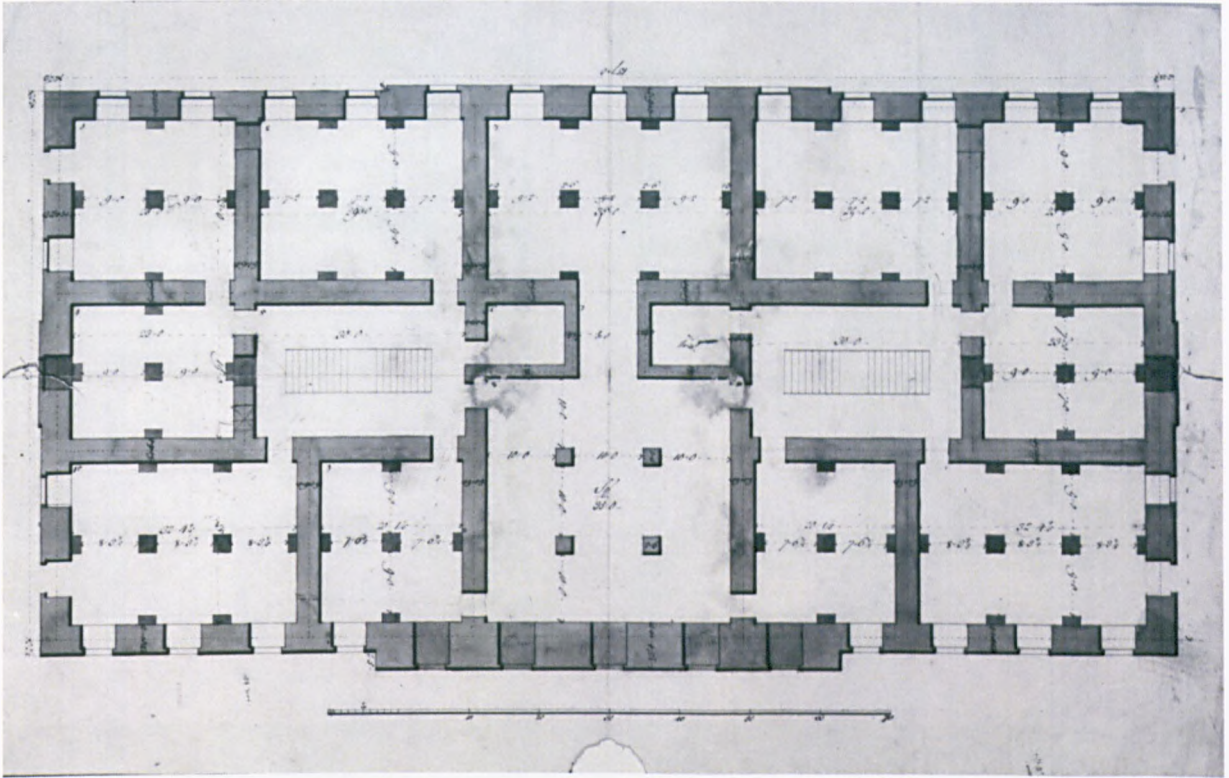
The dating of these park plans has been discussed in Volume 1. Both drawings show the outline of a central block with quadrant links and pavilions. It is apparent that the layout of Nostell Priory – albeit not to the dimensions shown here – had already been decided at this date.

House plans (catalogue numbers 5-10)

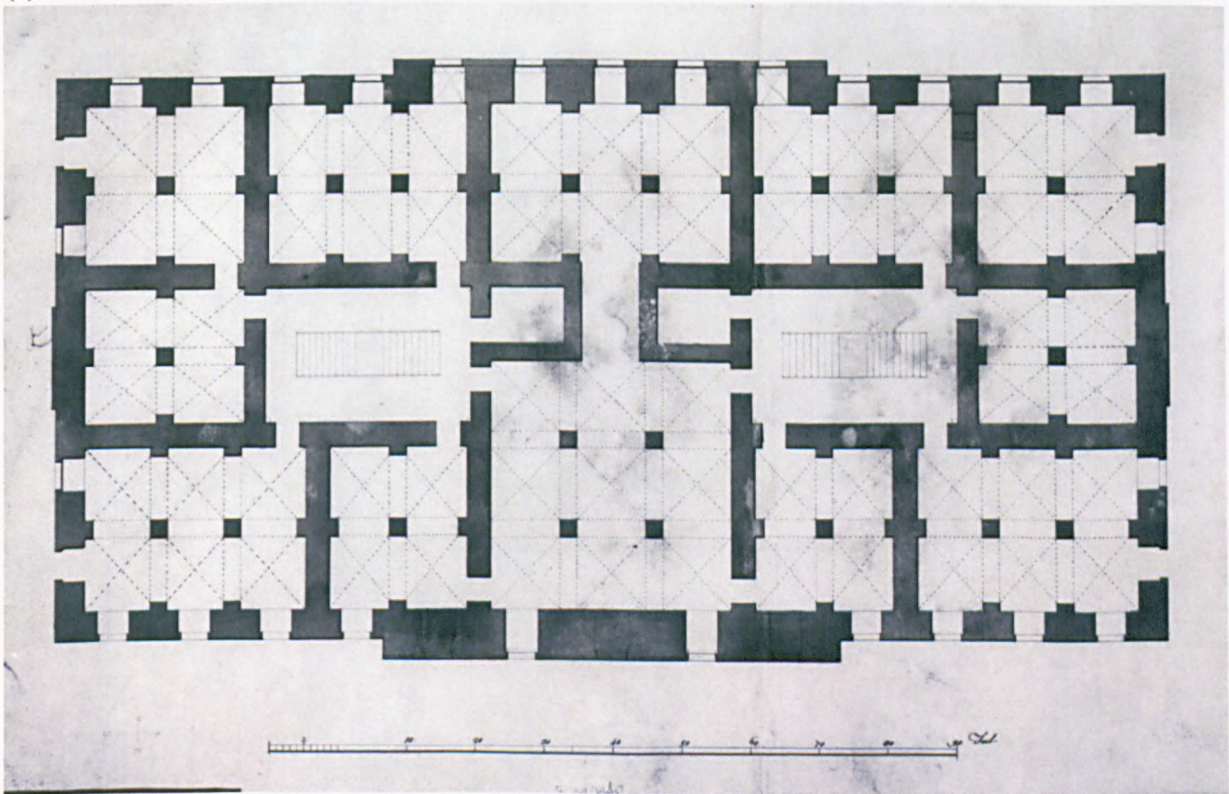
Catalogue numbers: 5-8

- Purpose: (5-8) Preliminary designs by James Paine for the central block; executed with minor alterations
- Aspect: (5) Ground plan of a 13 x 5 bay building, with the central five bays slightly projecting on the principal and rear fronts, and with a staircase to either side of the central axis of the house
(6) Ground plan as drawing 5
(7) Ground plan as drawing 5-6, but with a double row of four columns in the front room on the central axis of the house
(8) Plan of the *piano nobile* level (first floor) of a 13 x 5 bay building, with four engaged columns across the central three bays of the principal front, with two staircases and two backstairs on either side of the central axis of the house
- Scale: (5-8) bar scale of 1 1/3 inches to 10 feet
- Inscribed: (5, 7) Measurements given; (8) *The West Front / East Front / North and South Fronts / East Fronts / Intercommunication* and measurements given
- Datable to: (5-8) 1736
- Medium: (5-8) Pen and wash
- Dimensions: (5) 390 x 595 mm; (6) 410 x 610 mm; (7) 395 x 600 mm; (8) 265 x 420 mm
- Watermark: (5, 7) *IV* and Strasburg lily; (6, 8) cartouche containing Strasburg lily
- Hand: (5-8) James Paine
- NT reference: (5) [2]1, YRK 19581; (6) [2]2, YRK 19582; (7) [2]3, YRK 19770 and 19773; (8) [2]4, YRK 19788
- Location: (5-8) Nostell Priory drawings press


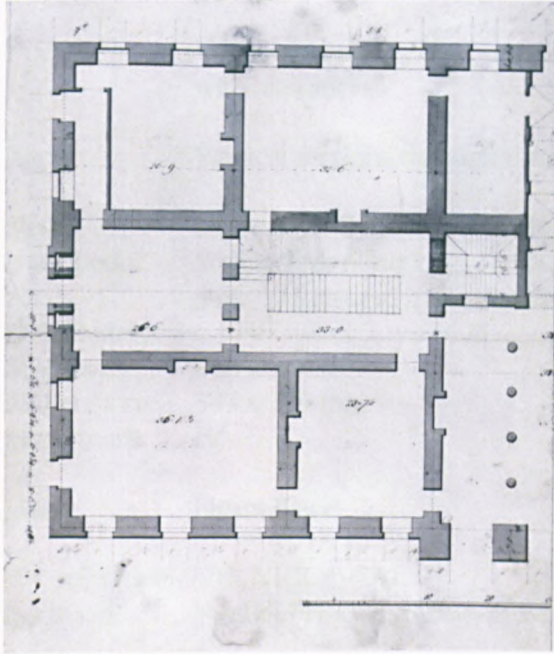
(5)



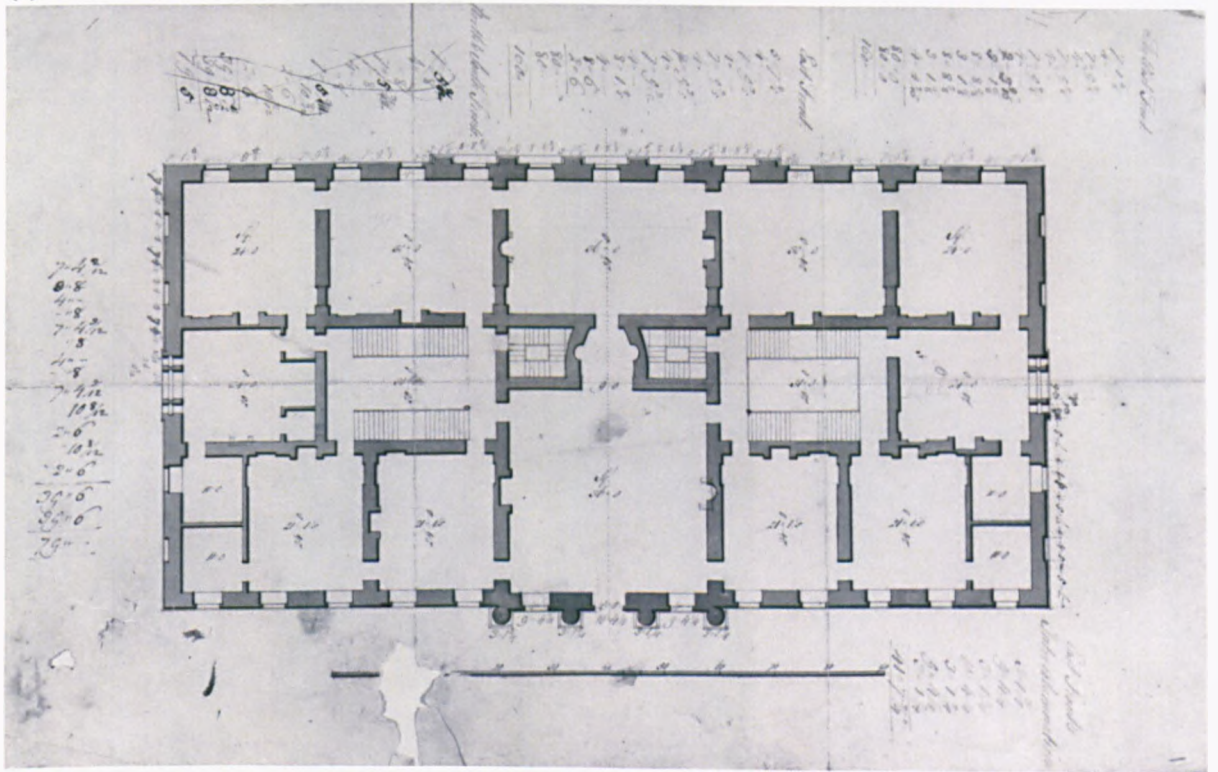
(6)



(7)



(8)



Catalogue number: 9

Purpose: Working drawing by James Paine for the walls of the central block; executed with alterations

Aspect: Vertical sections through three-storey walls

Scale: bar scale of 2 inches to 5 feet

Inscribed: *Section of the Elevation / Section of the Column / Section of the Pillaster / Whole height 34.6 / March and measurements given*

Datable to: c.1736

Medium: Pen and wash

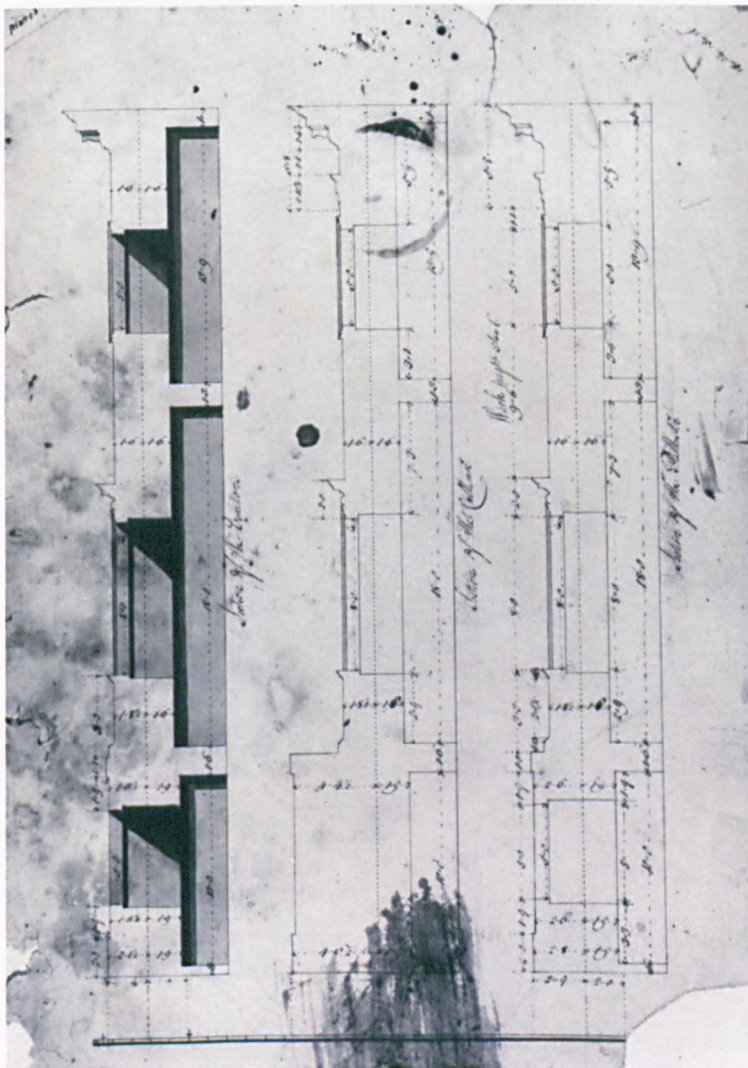
Dimensions: 385 x 275 mm

Watermark: IV

Hand: James Paine

NT reference: [2]9, YRK 19779

Location: Nostell Priory drawings press



Catalogue number: 10

Purpose: Preliminary design by James Paine for joists for the southern half of the *picardie* level (first floor); presumably as executed

Aspect: Plan of joists for one half of a 13 x 5 bay building

Scale: bar scale of 1/5 inch to 1 foot

Datable to: c.1737


Medium: Pen

Dimensions: 640 x 410 mm

Hand: James Paine

NT reference: [2]5, YRK 19630

Location: Nostell Priory drawings press



Catalogue numbers 5-10: House plans, notes:

These drawings are discussed in Volume 1, Chapter 1, parts iii-iv.

These drawings for the fabric of the house are datable to James Paine's earliest months of work at Nostell. They establish a record of John Moyser's design for the house. There are no extant drawings in Moyser's own hand.

There is little archival material pertaining to this period of construction as Paine was living in Wragby.¹⁷ Owing to this proximity, extensive correspondence was rendered unnecessary.


¹⁷ Leach, P. *James Paine* (London, 1988), pp. 22-23.

Cartouche designs (catalogue numbers 11-21)

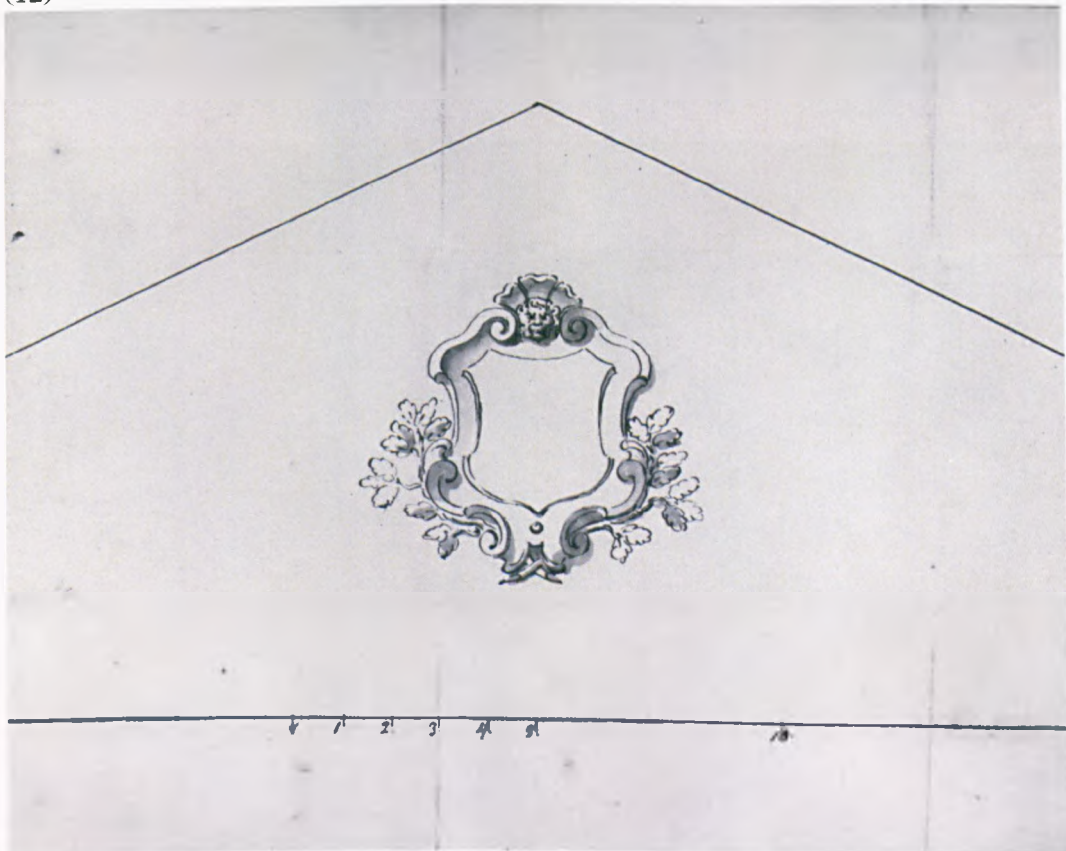
Catalogue number: 11-21

- Purpose: (11-21) Designs by James Paine for a cartouche; unexecuted
- Aspect: (11) Cartouche flanked by festoons within a pediment
(12) Cartouche ornamented with oak leaves and a lion mask, within a pediment
(13) Cartouche ornamented with laurel leaves and a knight's helmet, within a pediment
(14) Cartouche surmounted by a knight's helmet and a Winn eagle, and ornamented with foliage, within a pediment
(15) Cartouche ornamented with foliage, and surmounted by a knight's helmet and a Winn eagle, and with a green-man mask at the base (verso) sketch of an eagle
(16) Cartouche, flanked by Winn eagles, within a pediment
(17) Cartouche flanked by festoons and ornamented with cornucopia, oak leaves and surmounted by a Winn eagle, within a pediment
(18) Two alternative cartouches surmounted by Winn eagles
(19) Right-hand half of a cartouche with foliate ornamentation
(20) Coat of arms within a cartouche, surmounted by a Winn eagle, and ornamented with a green man mask, cornucopia, ribbons and foliage
(21) Right-hand half of a cartouche with foliate ornamentation
- Scale: (11-13) bar scale of ½ inch to 1 foot; (14-16, 18, 20-21) to a scale; (17) bar scale of 1/5 inch to 1 foot; (19) bar scale of 2 3/10 inches to 1 foot
- Inscribed: (16) *Let a Scale be made of ye Triangular / Lines which form the Tinpan be let to such a Distance as will look well in a Drawing / of the front*
(20) *Sr Rowland Winn Baronet / Jacobo Paine Archit. o inv: 1743 / W.H. Toms sculp.*
- Watermark: Strasburg lily
- Date range: (11-21) 1740-47
- Medium: (11-14, 17) Pen and wash; (15 verso, 19, 21) pencil; (16) pen, pencil and wash; (18) pen; (20) engraving
- Dimensions: (11) 215 x 280 mm; (12) 220 x 280 mm; (13) 215 x 280 mm; (14) 165 x 345 mm; (15) 245 x 210 mm; (16) 230 x 370 mm; (17) 195 x 320 mm; (18) 290 x 490 mm; (19) 320 x 195 mm; (20) 255 x 390 mm; (21) 195 x 155 mm
- Watermark: (13) Strasburg lily; (16, 18) *IV* (17) *L V G* and Strasburg lily; (19) *HS* and royal arms within a crowned garter cartouche; (20) Strasburg lily; (21) *PRO PATRIA* and a half figure
- Hand: (11-21) James Paine
- NT reference: (11) [2]12, YRK 19388; (12) [2]13, YRK 19386; (13) [2]14, YRK 19387; (14) [2]15, YRK 19389; (15) [2]16, YRK 19397; (16) [2]17, YRK 19786; (17) [2]18, YRK 19732; (18) [2]19, YRK 19731; (19) [2]20, YRK 19784; (20) [2]21, YRK 19785; (21) [2]21 verso, YRK 19745
- Location: (11-21) Private collection of Lord St Oswald


(11)




(12)



(13)




(14)




(15)




(16)



(17)



(18)



(19)



(20)



(21)



Cartouche numbers 11-21: Cartouche designs, notes:

These drawings are discussed in Volume 1, Chapter 1, part iv.

All in James Paine's hand, these cartouche designs are datable to the 1740s. The drawings show various Winn family heraldic motifs and are clearly intended for Nostell. According to the variety of pediment shapes shown in these drawings it appears that the design for the pediment, or the roof as a whole, had not been decided at this time. These drawings are the earliest evidence of Paine taking control of a structural element of the building.

Kitchen pavilion and link (catalogue numbers 22-26)

Catalogue number: 22

Purpose: Design by James Paine for the kitchen pavilion; unexecuted

Aspect: Plan and laid-out wall-elevations for a two-and-a-half storey, three-bay building with a pitched roof, with an arched aedicular central window, and a dormer window in the tympanum of the pediment

Scale: to a scale

Inscribed: Measurements given, and some rough calculations in an unknown hand

Datable to: 1749

Medium: Pencil

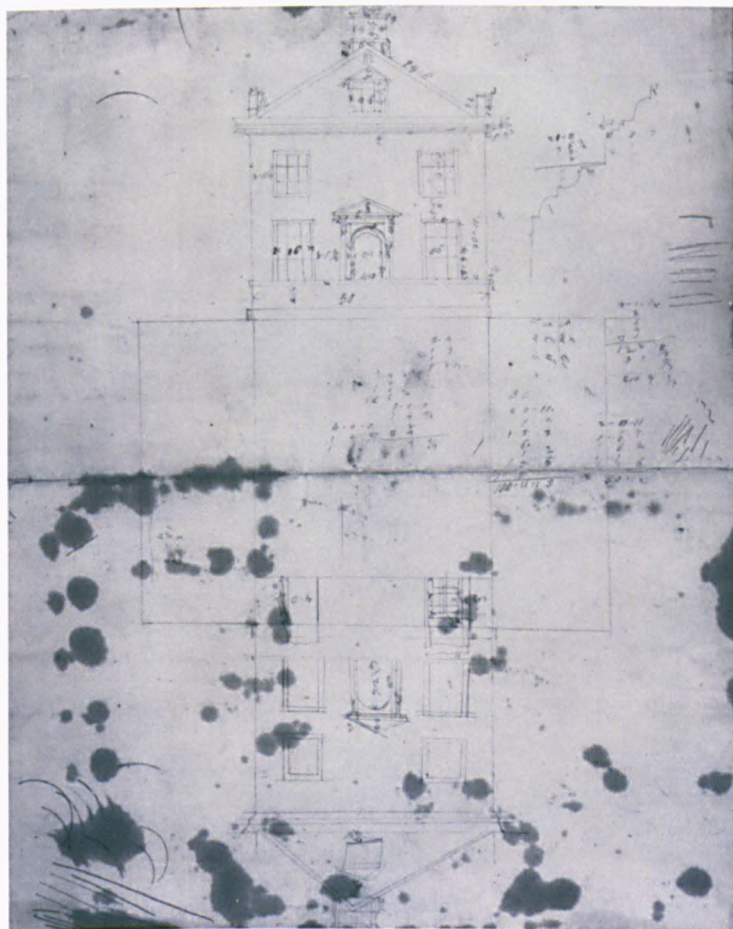
Dimensions: 410 x 330 mm

Watermark: *VRYHYT* and rampant lion within crowned cartouche inscribed *EJUSQUE LIBERTATE PROPATRIA*, and *GR* enclosed by an anthemion and surmounted by a crowned cartouche

Hand: James Paine with rough inscriptions in an unknown hand

NT reference: [3]1, YRK 19578

Location: Nostell Priory drawings press



Catalogue number: 23

Purpose: Design by James Paine for the link to the kitchen pavilion; as executed

Aspect: Section through a one-storey link corridor

Scale: bar scale of 1/12 inch to 1 foot

Inscribed: *Section across the centre of the Corridor NB. A.A. Signifies the Joists or Rafting of the Corridor wh should L ay declining along the curve / line towards the pipes, or stanch flaus, by which the curve line will be divided into nearly 4 equal parts / the L and if possible will be best to be cast L ong enough to reach from wall to wall, with the centres as between a.a / B.B. together (so as to make that the gutter) and then the Remainder between that part of the walls to be Rded / the Dedention will terminate over the stanch flaus as before Observed, there I would have Cesspools and pipes to receive the water which pipes should go below the laffs and made to shoot the water which will be another means to carry off any L eakings, and keep the whole sweet. B.B. - signifies the ceiling joists*

Datable to: 1749

Medium: Pen

Dimensions: 245 x 385 mm

Watermark: JW

Hand: James Paine

NT reference: [2]49 verso, YRK 19717

Location: Nostell Priory drawings press



Catalogue number: 24

Purpose: Design by James Paine for the kitchen pavilion; unexecuted

Aspect: Elevations for a two-and-a-half storey, five-bay building with a central pyramid set above a pitched roof, with a one-storey domed, rusticated bow, surmounted by a Diocletian window on the garden front, and a two-storey canted bow, with a Diocletian window in the upper register on the principal front

Scale: bar scale of 7/8 inch to 10 feet

Date range: 1761-65


Medium: Pen and wash

Dimensions: 190 x 240 mm (separate drawing 125 x 145 mm)

Hand: James Paine

WYAS reference: WYL1352(1) A4/1525/55

Location: West Yorkshire Archive Service, Wakefield



Catalogue number: 25-26

Purpose: (25-26) Alternative designs by James Paine for the Kitchen pavilion link, connected to the central block; unexecuted

Aspect: (25) Plan and elevation of a seven-bay curved, arcaded wall, ornamented with rustication and balustrading, and connected to a building with an aedicular window on the first floor
(26) Plan and elevation as drawing 25, but with a five-bay curved, arcaded wall

Scale: (25-26) bar scale of 1/5 inch to 1 foot

Inscribed: (25) *divide the height of ye / arch of ye pedestal into 9 / parts & give 8 of 'em to the / the breadth of it / Curve Line* and some measurements given

Date range: (25-26) 1761-65

Medium: (25-26) Pen and wash

Dimensions: (25) 290 x 235 mm; (26) 290 x 245 mm

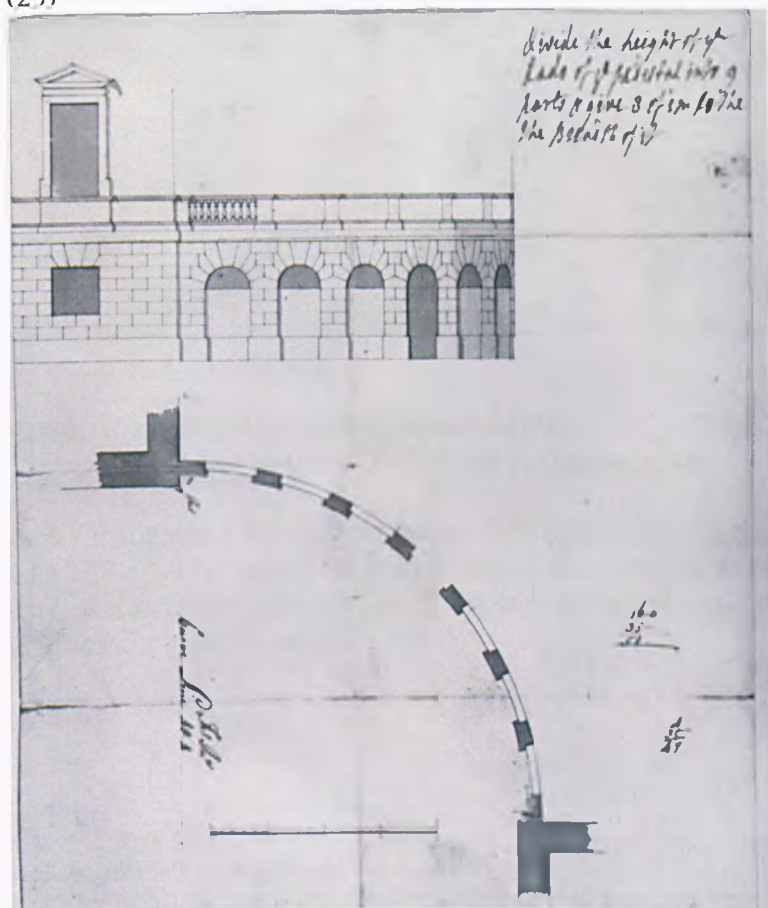
Watermark: (25) *L V G* and crowned cartouche containing Strasburg lily; (26) *IV*

Hand: (25-26) James Paine


NT reference: (25) [2]10, YRK 19681; (26) [2]11, YRK 19680

Location: Private collection of Lord St Oswald

(25)



(26)



Catalogue numbers 22-26: Kitchen pavilion and link, notes:

These drawings are discussed in Volume 1, Chapter 1, parts iv-v.

James Paine was solely responsible for the design of the kitchen pavilion and its link during the late 1740s.¹⁸ The variety of Paine's extant designs corroborates this. Moreover, Paine gives explicit instructions on drawing 23 explaining the composition of the structure. The Kitchen link was complete by August 1748.¹⁹

¹⁸ WYAS WYL 1352(1) A4/ 1588/ 1, Letter from James Paine to Sir Rowland Winn, 4th Baronet of Nostell, regarding the link at Nostell, 16 February 1747.

¹⁹ WYAS WYL 1352(1) A4/ 1620/ 50, Letter from James Paine to Sir Rowland Winn, 4th Baronet of Nostell, regarding the pavilion corridor, 4 August, 1748.

Presentation drawings for King George III (catalogue numbers 27-28)

Catalogue number: 27-28

Purpose: (27-28) Presentation drawings by James Paine for the house; partly executed with alterations

Aspect: (27) Plan of the *piano nobile* level (first floor) and elevation of the principal (east) front showing a three-storey, thirteen-bay central block with a hipped roof, connected by single storey quadrant links to four two-storey, three-bay pavilions with pediments and pitched roofs
(28) Elevation of the garden (west) and side (north or south) fronts of a three-storey, thirteen- by five-bay central block attached by single storey quadrant links to two-storey, three-bay pedimented pavilions

Scale: (27-28) bar scale of 3/4 inch to 10 feet

Inscribed: (27) Some measurements given

Datable to: (27-28) 1761

Medium: (27-28) Pen, wash and brown wash within a single ruled border

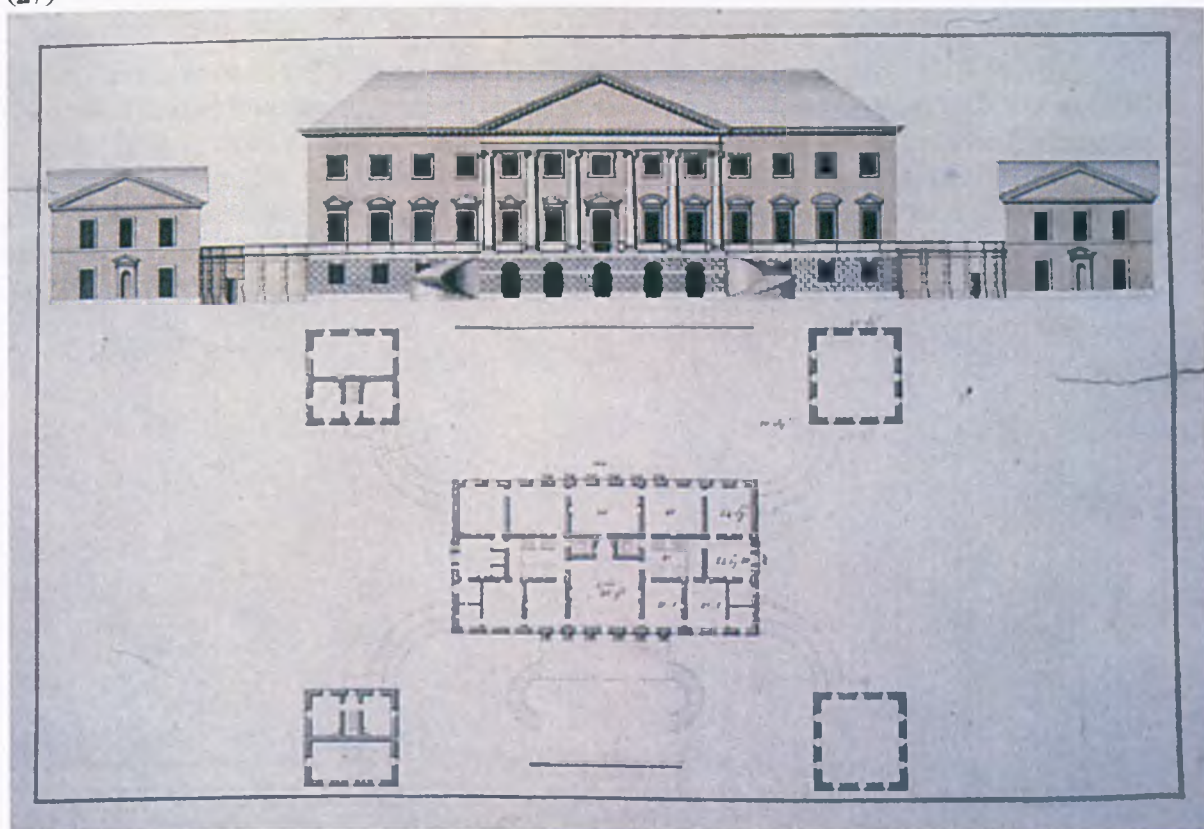
Dimensions: (27) 330 x 465 mm; (28) 325 x 485 mm

Hand: (27-28) James Paine


NT reference: (27) [2]6; (28) [2]7

Location: Private collection of Lord St Oswald

(27)



(28)



Catalogue numbers 27-28: Presentation drawings for King George III, notes:
These drawings are discussed in Volume 1, Chapter 1, part v.

James Paine informed the 4th Baronet in 1761 that he had been requested by the Surveyor General, Thomas Worsley, to produce drawings of Nostell to show to the King (George III).²⁰ It is highly likely that drawings 27 and 28 are the drawings in question. The drawings show the design of later years, by which date the arrangement of Paine's links and pavilions was well established. There is no other obvious explanation for such lavish presentation drawings to have been made. Moreover, there is no surviving account from Paine for these drawings, suggesting that they had not been produced at the 4th Baronet's request.

²⁰ WYAS WYL1352(2) C3/1/5/1/2, Letter from James Paine to Sir Rowland Winn, 4th Baronet of Nostell, regarding the Surveyor General showing drawings of Nostell to King George III, 19 March 1761.

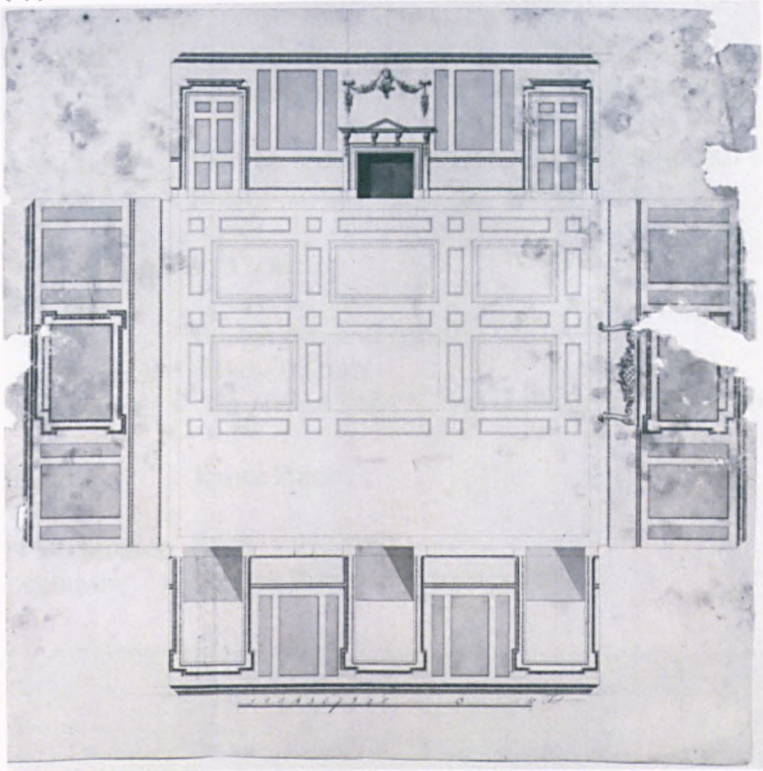
ii. Interior design

State Dining Room (catalogue numbers 29-37)


Catalogue number: 29-30

- Purpose: (29) Presentation drawing by James Paine for the State Dining Room; unexecuted
(30) Preliminary design in an unknown hand for the State Dining Room; partly executed with alterations
- Aspect: (29) Ceiling plan and laid-out wall-elevations for a room with three windows, a chimneypiece with a miniature pediment surmounted by festoons, and with a compartmental ceiling and walls
(30) Plan and laid-out wall-elevations for a room with a three windows, ornamental picture frames and overdoor roundels
- Scale: (29) bar scale of 1/3 inch to 1 foot; (30) to a scale
- Datable to: (29-30) c.1747
- Medium: (29) Pen, pencil and wash; (30) pencil
- Dimensions: (29) 590 x 475 mm; (30) 655 x 595 mm
- Watermark: (29) *L VG, VI*, and crowned cartouche containing Strasburg lily
- Hand: (29) James Paine; (30) unidentified eighteenth-century draughtsman
- NT reference: (29) [2]37, YRK 19607; (30) [3]2, YRK 19604
- Location: Nostell Priory drawings press

(29)



(30)



Catalogue number: 31

Purpose: Preliminary design by James Paine for the ceiling of the State Dining Room; as executed but with additional ornamentation

Aspect: Plan of a detail of a rectangular ceiling with a central oval compartment, and foliate ornamental in the border

Scale: to a scale

Datable to: 1748

Medium: Brown pen and pencil


Dimensions: 505 x 390 mm

Watermark: *GR, JWHA TMAN*, and crowned cartouche containing Strasburg lily

Hand: James Paine

NT reference: [2]45, YRK 19577

Location: Nostell Priory drawings press



Catalogue number: 32

Purpose: Design in an unknown hand for a mirror frame, possibly for the State Dining Room; unexecuted

Aspect: Elevation of a rectangular mirror frame, possibly a pier glass, surmounted by half dragons and foliate ornamentation

Scale: to a scale

Inscribed: *No. 2*

Date range: 1747-55


Medium: Pen

Dimensions: 295 x 180 mm

Hand: Unidentified eighteenth-century draughtsman

NT reference: [11], YRK 19701


Location: Private collection of Lord St Oswald




Catalogue number: 33-34

- Purpose: (33) Design in an unknown hand for a sideboard table for the State Dining Room; unexecuted
(34) Presentation drawing by James Paine for a sideboard table for the State Dining Room; as executed
- Aspect: (33) Perspective of a sideboard table with volute legs, paw feet, and an apron with a central shell, masks, acanthus leaves and swags
(34) Plan and elevation for a sideboard table with six legs with block feet, a table rail ornamented with Vitruvian scroll, and an apron of vines and a central ram mask
- Scale: (33) to a scale; (34) bar scale of 1 inch to 1 foot
- Inscribed: (33 verso) *4.10s.Od/ John Disney*
- Date range: (33-34) 1747-55
- Medium: (33) Brown pen and grey wash; (34) pen, wash and brown wash within a single ruled border
- Dimensions: (33) 160 x 190 mm; (34) 245 x 190 mm
- Hand: (33) Unidentified eighteenth-century draughtsman. Jackson-Stops attributes this drawing to John Disney, whose name is inscribed on the verso, but according to Knox nothing is known of Disney and it is more appropriate to leave the attribution open; (34) James Paine
- NT reference: (33) [10], YRK 19702; (34) [2]51, YRK 19704
- Location: (33-34) Private collection of Lord St Oswald

(33)



(34)



Catalogue number: 35-37

Purpose: (35-37) Designs by James Paine for a chair, possibly for the State Dining Room; unexecuted

Aspect: (35) Chair with a twisted back and alternative legs: three straight and one twisted, and with a seat rail ornamented with Vitruvian scroll
(36) Chair with cariole legs and an oval back
(37) Chair with cariole legs ornamented with acanthus leaves, and with a curved top rail ornamented with leaves

Scale: (35-37) to a scale

Inscribed: (36) *40 s / J Paine invent et delin'*

(37) *45 s / J Paine t et delin' (verso) The right hand side of this Chair with red Morocco Leather bottom at £ 3-15s, the left hand side with ditto Bottom. £ 3-3s*

Datable to: (35-37) 1750

Medium: (35-37) Pencil

Dimensions: (35) 410 x 315 mm; (36) 180 x 110 mm; (37) 170 x 115 mm

Hand: (35-37) James Paine

WYAS reference: (35) WYL1352(1) A4/1590/1; (36) WYL1352(1) A4/1590/2; (37) WYL1352(1) A4/1590/3

Location: (35-37) West Yorkshire Archive Service, Wakefield

(35)



(36)



(37)



Catalogue numbers 29-37: State Dining Room, notes:

These drawings are discussed in Volume 1, Chapter 2, part iii.

The State Dining Room was decorated by Paine in a French-style Bacchic theme from 1747. The room was executed in accordance with Paine's laid-out wall-elevations shown in drawing 30 and his ceiling design in drawing 31. Drawings 30 and 31 were sent to Nostell in January 1748.²¹ Paine's designs for the chimneypiece followed in 1749,²² and his designs for the pier glasses in 1755.²³ Drawing 32 shows a pier glass design in an unknown hand, but this was not executed. Paine's later design for a pier glass, for which there is no surviving drawing, was presumably made to rival drawing 32. Similarly, Paine's design for a sideboard table, shown in drawing 34, was executed in favour of a design in an unknown hand, shown in drawing 33. Paine's variant designs for chairs, however, shown in drawings 35-37, were not executed.

During the 1770s Robert Adam made various small alterations to the State Dining Room. Repainting and the installation of arabesque wall panels are included in Joseph Rose's (junior) account of 1766-77.²⁴ Antonio Zucchi provided overdoor medallions in 1772, necessitating the removal of some plasterwork palm branches from Paine's original interior scheme.²⁵ The room was repainted again in 1819-21 for Charles Winn by Thomas Ward.²⁶

²¹ WYAS WYL 1352(1) A4/1622/11, Letter from James Paine to Sir Rowland Winn, 4th Baronet of Nostell, regarding building materials for Nostell, 11 January 1748.

²² WYAS WYL 1352(1) A4/1525/53, Letter from James Paine to Sir Rowland Winn, 4th Baronet of Nostell, regarding the chimneypiece in the State Dining Room at Nostell, 13 January 1749.

²³ WYAS WYL 1352(1) A4/1588/3, Letter from James Paine to Sir Rowland Winn, 4th Baronet of Nostell, regarding State Dining Room at Nostell, 16 February 1755.

²⁴ WYAS, WYL 1352(2) C3/1/5/4/2, Account from Joseph Rose to Sir Rowland Winn, 5th Baronet of Nostell, 1766-1777.

²⁵ WYAS WYL 1352 (1) A4/1525/5, Letter from John Austin to Benjamin Ware, re alterations to the State Dining Room at Nostell, 12 May 1772.

²⁶ WYAS WYL 1352(1) C3/1/5/6/2, Account from Thomas Ward to Charles Winn for work done at Nostell in 1819-21, 24 May 1823.

Lower Hall (catalogue number 38)

Catalogue number: 38

Purpose: Presentation drawing by James Paine for the Lower Hall; executed with alterations

Aspect: Ceiling plan and laid-out wall-elevations for a room with an arcaded of three arches across the entrance front, four columns supporting the compartmental ceiling, pedimented chimneypieces on both side walls, the walls articulated by pilasters

Scale: bar scale of 1/5 inch to 1 foot

Datable to: c.1747

Medium: Pen, wash and brown wash

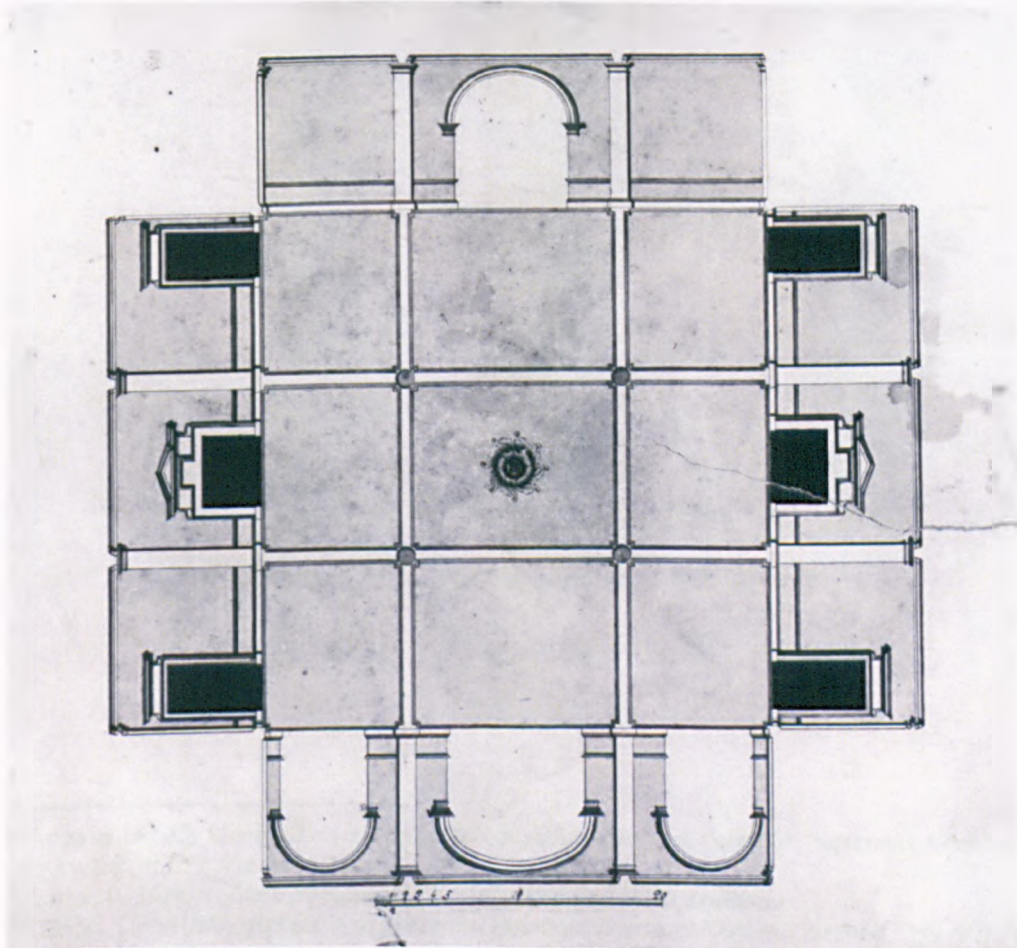
Dimensions: 330 x 425 mm

Watermark: *L V G* and crowned cartouche containing Strasburg lily

Hand: James Paine

NT reference: [2]22, YRK 19772

Location: Nostell Priory drawings press



Catalogue number 38: Lower Hall, notes:

This drawing is discussed in Volume 1, Chapter 2, part iv.

The footprint of the Lower Hall is included in James Paine's early plans for the house, shown in drawings 5-7. The room was conceived as a secondary entrance. A formal entrance was provided above in the Top Hall. The interior of the Lower Hall was installed immediately on Paine's completion of the central block in 1747. Paine's laid-out wall-elevations for the Lower Hall, shown in drawing 38, are, therefore, datable to c.1747. The interior of the Lower Hall was finished by the time of Lady Wentworth's visit in 1753.²⁷ The room was also described by Catherine Cappe as the location of Christmas parties held for the 4th Baronet's tenants.²⁸

The Lower Hall remained the principal entrance for over half a century as the interior decoration in the Top Hall was not complete until the 1820s. According to T.F. Dibdin, even after the Top Hall was complete, the Lower Hall continued to serve as the everyday entrance.²⁹

²⁷ Account of Lady Wentworth's trip through Nottinghamshire and Yorkshire, September 1753, London, British Library, Ref. 46,277, Vol. V, p. 20.

²⁸ Cappe, C. *Memoirs of the Late Mrs Catherine Cappe* (London, 1822), pp. 80-94.

²⁹ Dibdin, T.F. *A Bibliographical, Antiquarian and Picturesque Tour in the Northern Counties of England and in Scotland*, 2 vols. (London, 1838), p. 140.

North Staircase and balustrades (catalogue numbers 39-50)

Catalogue number: 39

Purpose: Presentation drawing by James Paine for a staircase, executed with alterations

Aspect: Plan and laid-out wall-elevations of a three-storey stairwell, with doors and plasterwork ornamentation on the walls

Scale: bar scale of 1/3 inch to 1 foot

Date range: 1747-50

Medium: Pen and wash

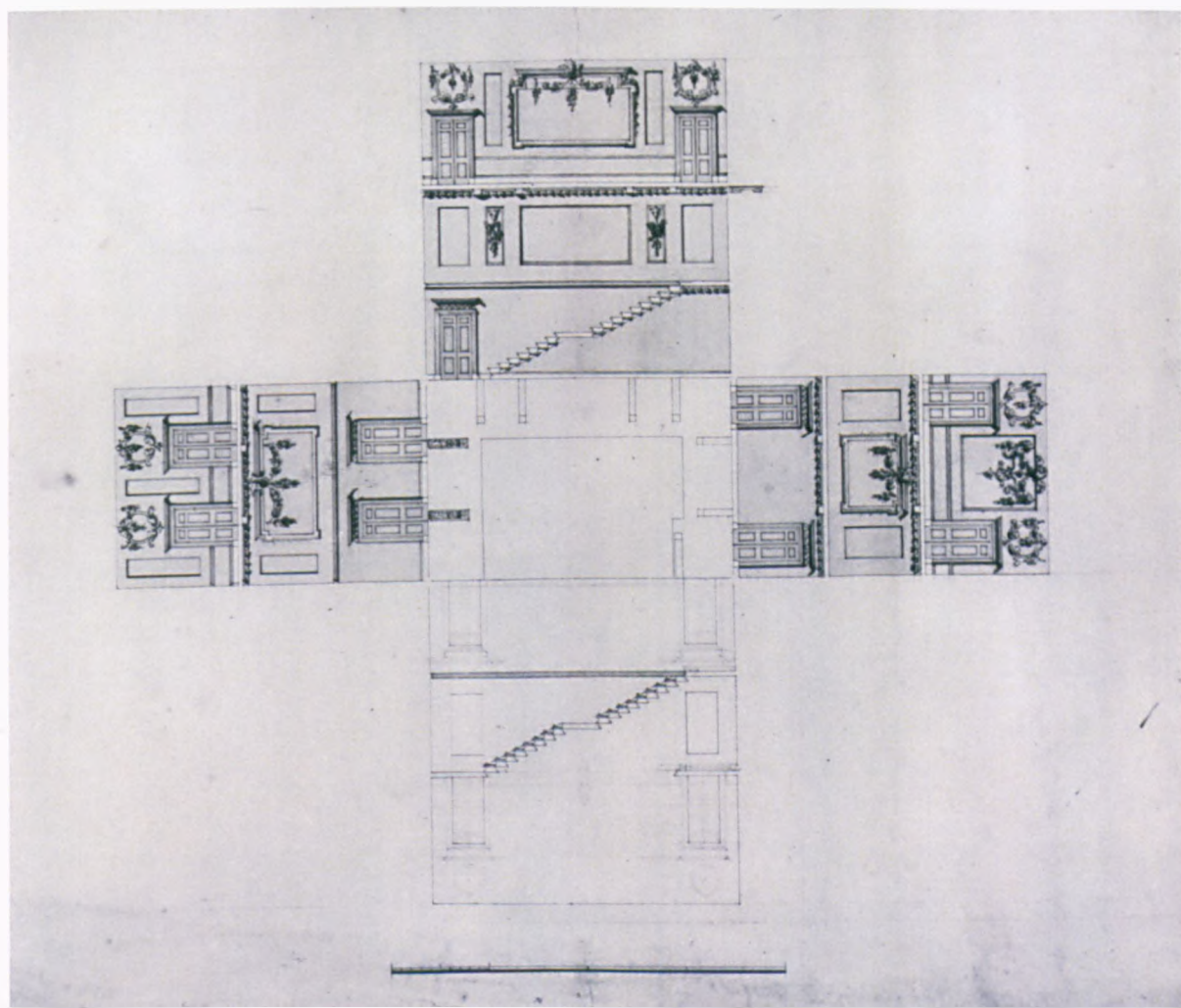
Dimensions: 365 x 460 mm

Watermark: Bell inscribed *JUBE* and crowned garter cartouche containing the Royal arms

Hand: James Paine

NT reference: [2]23, YRK 19608

Location: Nostell Priory drawings press



Catalogue number: 40

Purpose: Design by James Paine for the ceiling for the north staircase; as executed

Aspect: Plan of a detail of a coved ceiling, with skylights and plasterwork ornamentation

Scale: bar scale of 1/3 inch to 1 foot

Date range: 1747-50

Medium: Pen and wash


Dimensions: 485 x 390 mm

Watermark: Bell inscribed *JUBE GR* and crowned garter cartouche containing Royal arms

Hand: James Paine

NT reference: [2]25, YRK 19705

Location: Nostell Priory drawings press



Catalogue number: 41

Purpose: Design by James Paine for a ceiling ornament for the north staircase; as executed

Aspect: Plan of an octagonal plasterwork panel, with a central Winn eagle drawn in pencil, and a border of foliate ornamentation

Scale: bar scale of 3 inches to 10 feet

Date range: 1747-50

Medium: Pen, pencil and wash

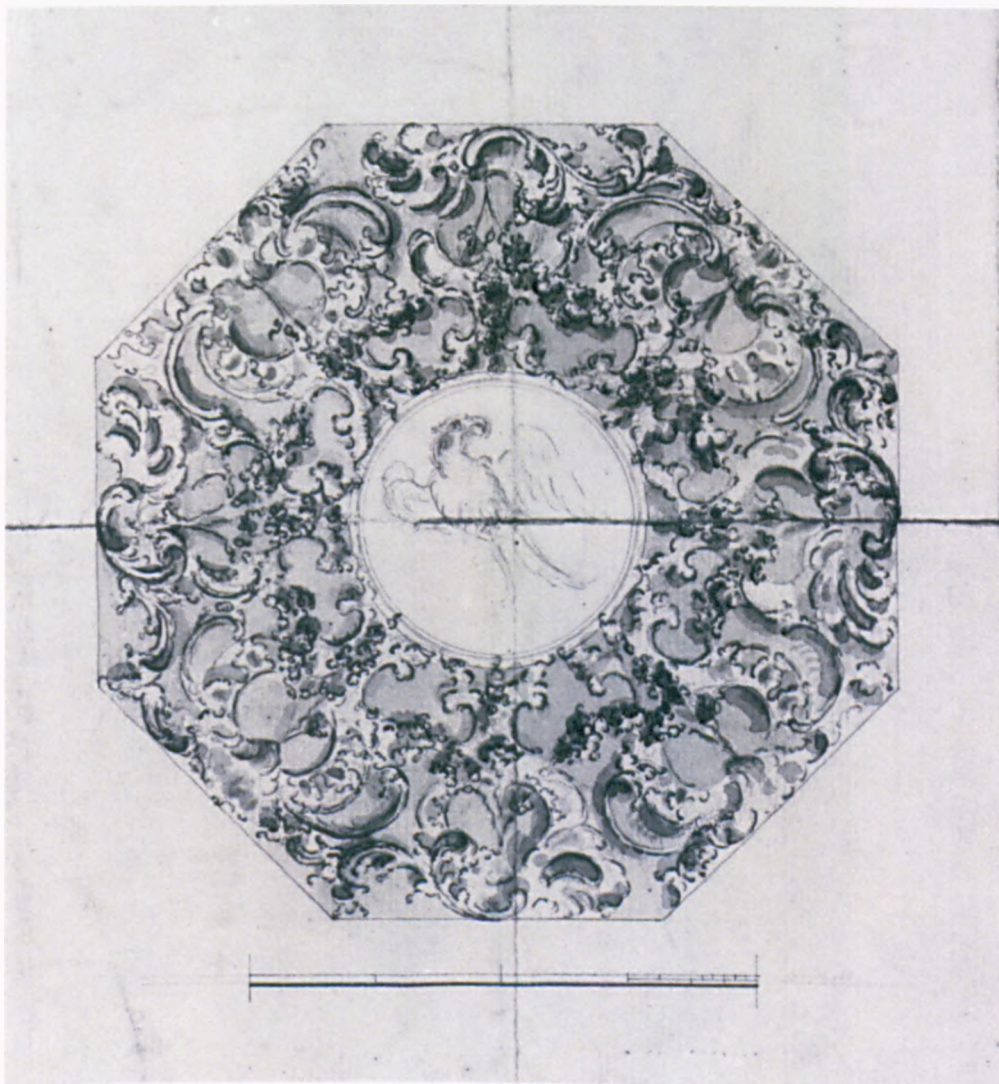
Dimensions: 250 x 215 mm

Watermark: *L V G*

Hand: James Paine

NT reference: [2]26, YRK 19705

Location: Private collection of Lord St Oswald



Catalogue number: 42

Purpose: Design by James Paine for a wall ornament, probably for the north staircase; unexecuted

Aspect: Elevation of a plasterwork ornament incorporating a mirror and bust

Scale: bar scale of 3 inches to 10 feet

Date range: 1747-50

Medium: Pen and wash


Dimensions: 250 x 190 mm

Watermark: *L V G* and crowned cartouche containing Strasburg lily

Hand: James Paine

NT reference: [2]24

Location: Private collection of Lord St Oswald



Catalogue number: 43-50

Purpose: (43-50) Designs by James Paine for balustrades; (43) executed with minor alterations in the north staircase; (44-50) unexecuted

Aspect: (43) Variant ironwork balustrade designs
(44) Ironwork balustrade and newel
(45) Ironwork balustrade and newel
(46) Ironwork balustrade and newel
(47) Scrolled ironwork baluster
(48) Scrolled ironwork baluster
(49) Scrolled ironwork baluster
(50) Scrolled ironwork baluster

Scale: (43) bar scale of 3 inches to 10 feet; (44-50) to a scale

Inscribed: (43) *Gallery at Top / Landings on the Returns at Top / For the North Stairs at Nostell*

Datable to: (43-50) 1748

Medium: (43) Pen and brown pen; (44) brown pen within a single ruled border; (45, 47-49) brown pen; (46) pen, pencil and brown wash; (50) pencil

Dimensions: (43) 245 x 385 mm; (44) 165 x 190 mm; (45) 140 x 160 mm; (46) 85 x 90 mm; (47) 150 x 110 mm; (48) 150 x 110 mm; (49) 150 x 115 mm; (50) 100 x 50 mm

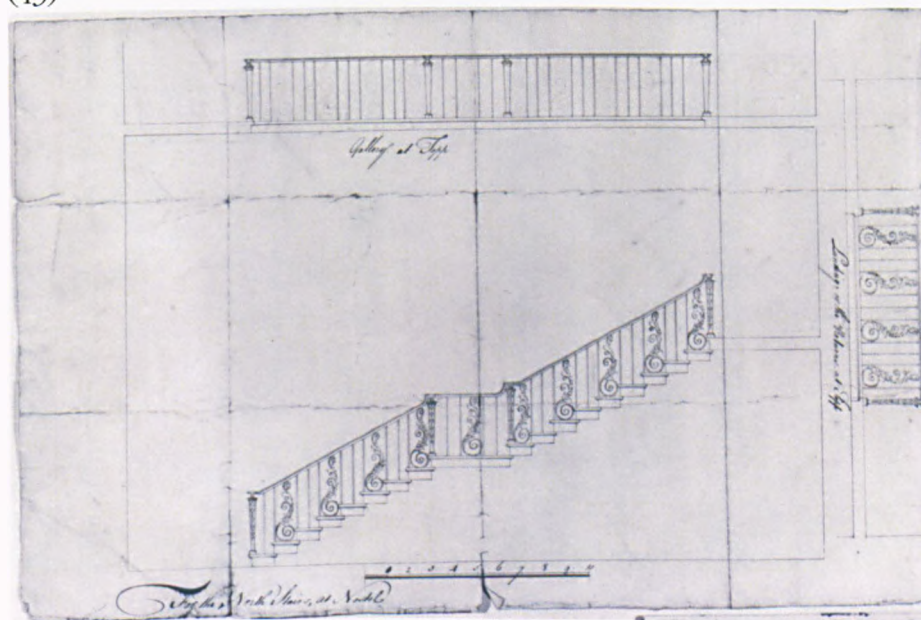
Watermark: (43) *LVG* and crowned cartouche containing Strasburg lily; (44) crowned cartouche containing Strasburg lily; (45) *PRO PATRIA* (46) *GV*

Hand: (43-50) James Paine


NT reference: (43) [2]27, YRK 19718; (44) [2]28, YRK 19703; (45) [2]29, YRK 19843; (46) [2]30, YRK 19852; (47) [2]31, YRK 19844; (48) [2]32, YRK 19855; (49) [2]33, YRK 19856; (50) [2]34, YRK 19850

Location: (43, 49-50) Nostell Priory drawings press; (44-48) Private collection of Lord St Oswald

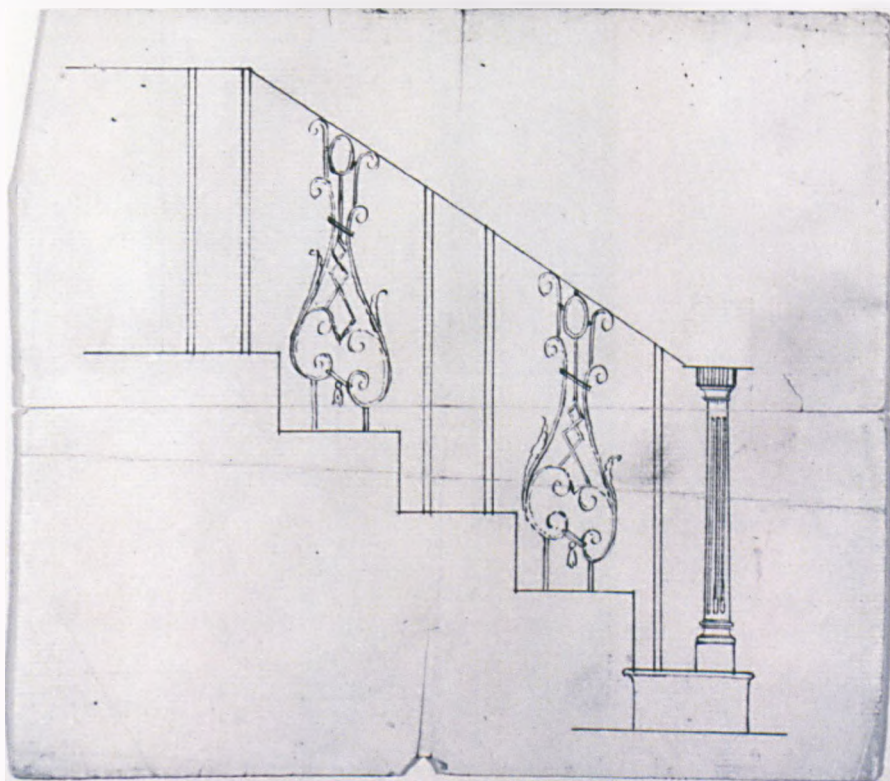
(43)




(44)




(45)



(46)



(47)



(48)



(49)



(50)



Catalogue numbers 39-50: North staircase and balustrade, notes:

These drawings are discussed in Volume 1, Chapter 2, part iv.

The architecture of the two staircases mirrors each other. Despite this, the plasterwork is different. The plasterwork signals that the southern staircase was intended for public use and the northern staircase for private use. Both staircases were complete by the time of Dr Pococke's visit in the 1750s.³⁰ Drawings 39-41 show the executed arrangement of the north staircase almost exactly. Paine also provided designs for balusters, shown in drawings 43-50.³¹ The executed balusters were under construction in June 1747.³²

The north staircase was superseded as the private staircase in the 1870s. At this time a new staircase was installed in the Adam wing.³³

³⁰ Cartwright, J.J. (ed.). 'Dr Pococke's Journey into England from Dublin by the way of the Isle of Man, 1750', *Camden Society*; New Series xlii (1888), p. 63.

³¹ WYAS WYL 1352(1) A4/1566/6, Letter from James Paine to Sir Rowland Winn, 4th Baronet of Nostell, regarding three designs for newels for Nostell, no date.

³² WYAS WYL 1352(2) C3/1/5/1/1, Letter from Henry Allen to Sir Rowland Winn, 4th Baronet of Nostell, regarding progress of building works at Nostell, 13 June 1747.

³³ Raikes, S. Nostell Priory Room Catalogue (Research Project, National Trust, Yorkshire Region, 2004), Staircases – Room History 2: 2.1.

State apartment (catalogue numbers 51-55)

Catalogue number: 51

Purpose: Design by James Paine for the chimney wall of the State Bed Chamber; unexecuted

Aspect: Elevation for a chimney wall with a chimneypiece with console stiles, and a foliate frieze, surmounted by an overmantel mirror frame with a broken-topped pediment, and flanked on either side by a door

Scale: bar scale of 3 1/3 inches to 10 feet

Date range: 1747-48

Medium: Pen, pencil and wash


Dimensions: 235 x 335 mm

Watermark: Cartouche containing *GR* and palms within a crown

Hand: James Paine

NT reference: [2]43, YRK 19606

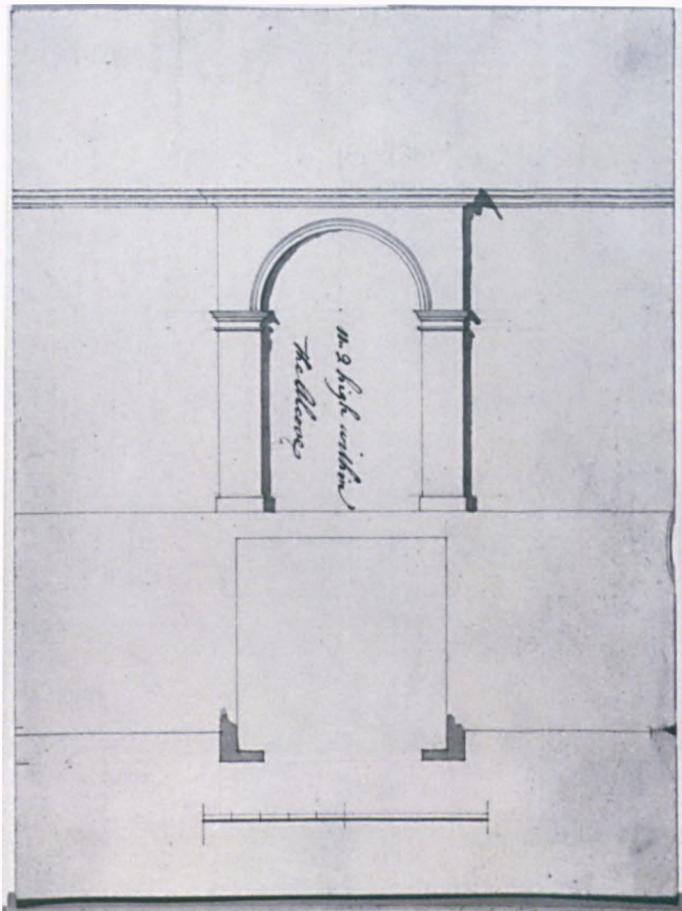
Location: Nostell Priory drawings press




Catalogue number: 52-55

- Purpose: (52) Design by James Paine for the alcove in the State Dressing Room; as executed
(53-54) Preliminary designs by James Paine for the bed and alcove in the State Dressing Room; executed with alterations
(55) Design in an unknown hand for the bed and alcove in the State Dressing Room; unexecuted
- Aspect: (52) Plan and elevation of a semicircular-headed bed alcove
(53) Elevation of a bed in a semicircular-headed alcove
(54) Elevation of a bed canopy within a semicircular-headed alcove
(55) Elevation of a bed with paw feet and a canopy ornamented with acanthus leaves within a semicircular-headed alcove
- Scale: (52) bar scale of ¼ inch to 1 foot; (53) bar scale of 1 inch to 1 foot; (54-55) to a scale
- Inscribed: (52) *11"2 high within/ the Alcove*; (53) *N.B. The Alcove is 7ft 6in. Wide & / 9 feet long*; (55) [verso] *abt., 18.8s.8d / if a case inside / and hansom laced / more abt, 19 or £ 20*
- Datable to: (52-55) c.1750
- Medium: (52) Pen and wash; (53-54) pencil and brown pen; (55) brown pen and grey wash
- Dimensions: (52) 160 x 115 mm; (53) 240 x 370 mm; (54) 120 x 190 mm; (55) 240 x 235 mm
- Watermark: (52) Bell inscribed *JUBE* and crowned garter cartouche containing the Royal arms; (53) *VI*
- Hand: (52-54) James Paine; (55) Unidentified eighteenth-century draughtsman. According to Jackson-Stops this is possibly the hand of an upholsterer
- NT reference: (52) [2]44, YRK 19402; (53) [2]52, YRK 19737; (54) [2]53, YRK 19698; (55) [9], YRK 19699
- Location: (52) Nostell Priory drawings press; (53-55) Private collection of Lord St Oswald


(52)




(53)



(54)



(55)



Catalogue numbers 51-55: State apartment, notes:

These drawings are discussed in Volume 1, Chapter 2, part iv.

The state apartment was originally designed as a music-cum-drawing room and an alcove bedchamber. The rooms were referred to as such by Lady Wentworth and Dorothy Richardson in the 1750s and 1760s respectively.⁵⁴ A canopy bed was added to James Paine's music-cum-drawing room during the late-nineteenth century. At this time it became a bedchamber. Certainly the bed had been added by 1936-37 when the rooms were listed under their current names: Paine's music-cum-drawing room became the State Bedchamber and his alcove bedchamber became the State Dressing Room.⁵⁵

Paine sent his design for the ceiling of the music-cum-drawing room in an undated letter.⁵⁶ This drawing does not survive. Paine's drawing for the chimneypiece for the room, shown in drawing 51, was nearing completion on 13 December 1748.⁵⁷

Paine's alcove in the State Dressing Room does not survive. It was rearranged by Robert Adam. Drawings 52-55 show the original form of Paine's alcove. The drawings show that Paine intended the insertion of a canopy bed. The surviving design for this bed, shown in drawing 55, is in an unknown hand, possibly that of an upholsterer. It is not known whether Paine's bed was executed. Drawing 53 shows Paine's alcove and bed simultaneously, and is therefore significant as it is the only example of a drawing for Nostell signed by Paine.

⁵⁴ Account of Lady Wentworth's trip through Nottinghamshire and Yorkshire, September 1753, London, British Library, Ref. 46.277, Vol. V, p. 20; Richardson, D. *Diary* (1761), Manchester, John Rylands Library, Ryl.EngMss1122, Vol. 1, fol. 11-17, p. 13.

⁵⁵ WYAS WYL 1352(2) C4/ 10/ 13, Lists of bedrooms at Nostell, and guest housed within them, 7 September 1936 and 19 November 1937.

⁵⁶ WYAS WYL 1352(1) A4/ 1566/ 6, Letter from James Paine to Sir Rowland Winn, 4th Baronet of Nostell, regarding three designs for newels for Nostell, no date.

⁵⁷ WYAS WYL 1352(1) A4/ 1528/ 15, Letter from James Paine to Sir Rowland Winn, 4th Baronet of Nostell, regarding the purchase and delivery of furniture and building materials, 13 December 1748.

Crimson Bedchamber and Breakfast Room (catalogue numbers 56-59)

Catalogue number: 56

Purpose: Presentation drawing by James Paine, possibly for the Crimson Bedroom; unexecuted

Aspect: Ceiling plan and laid-out wall-elevations for a room with two windows, a chimney-piece with a small pediment, and a coved ceiling

Scale: bar scale of $3 \frac{1}{5}$ inches to 10 feet

Date range: 1750-60

Medium: Pen, wash and brown wash

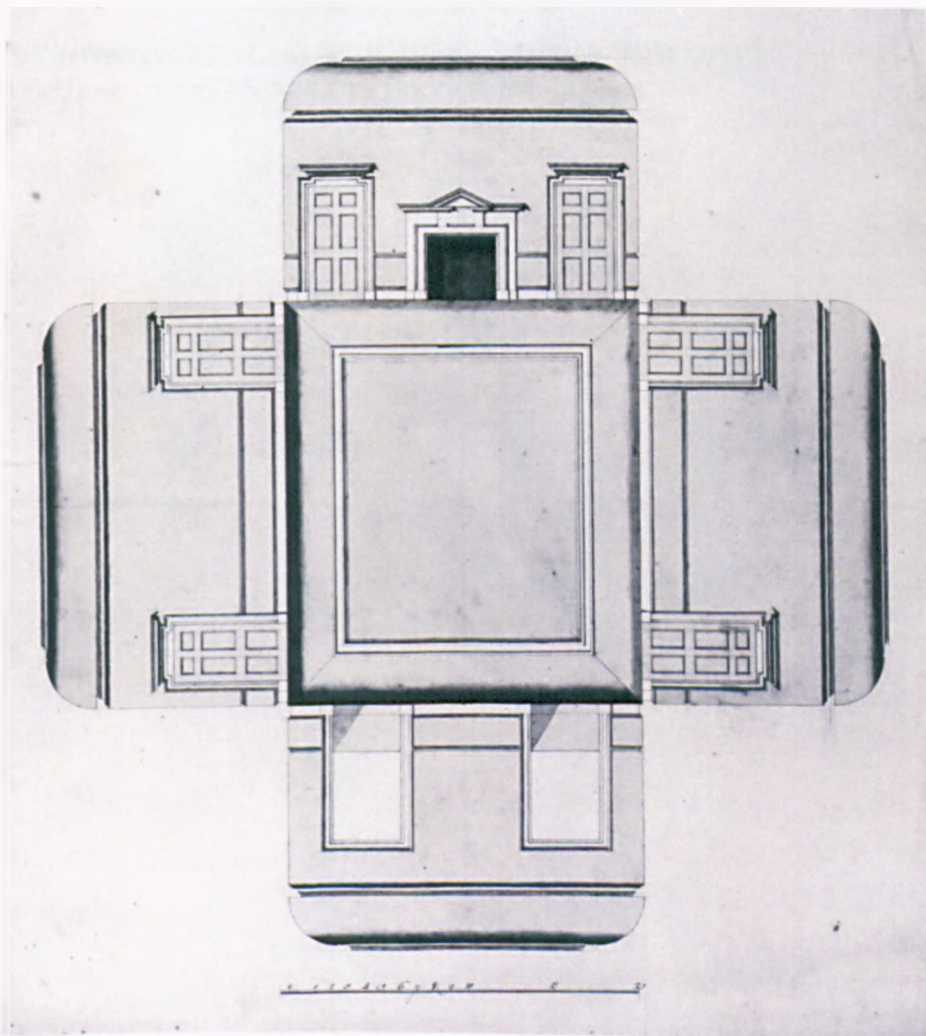
Dimensions: 590 x 470 mm

Watermark: *LVG, VI.* and crowned cartouche containing Strasburg lily

Hand: James Paine

NT reference: [2]38, YRK 19632

Location: Nostell Priory drawings press



Catalogue number: 57-58

Purpose: (57-58) Designs by James Paine for the window wall, possibly for the Crimson Bedroom; (57) unexecuted; (58) executed with alterations, and a full sized working drawing for some masonry

Aspect: (57) Elevation of a wall with two windows, showing variant window surround designs: one stepped, and the other splayed, and with a coved ceiling
(58) Elevation of a wall with two windows with splayed window surrounds, and with a coved ceiling, and a full size detail of some masonry

Scale: (57) bar scale of 3 1/5 inches to 10 feet; (58) bar scale of 2 1/4 inches to 10 feet and full size

Inscribed: (58) *Line of the window*

Datable to: (57-58) 1749

Medium: (57) Pen and wash; (58) pen and pencil

Dimensions: (57) 240 x 375 mm; (58) 385 x 245 mm

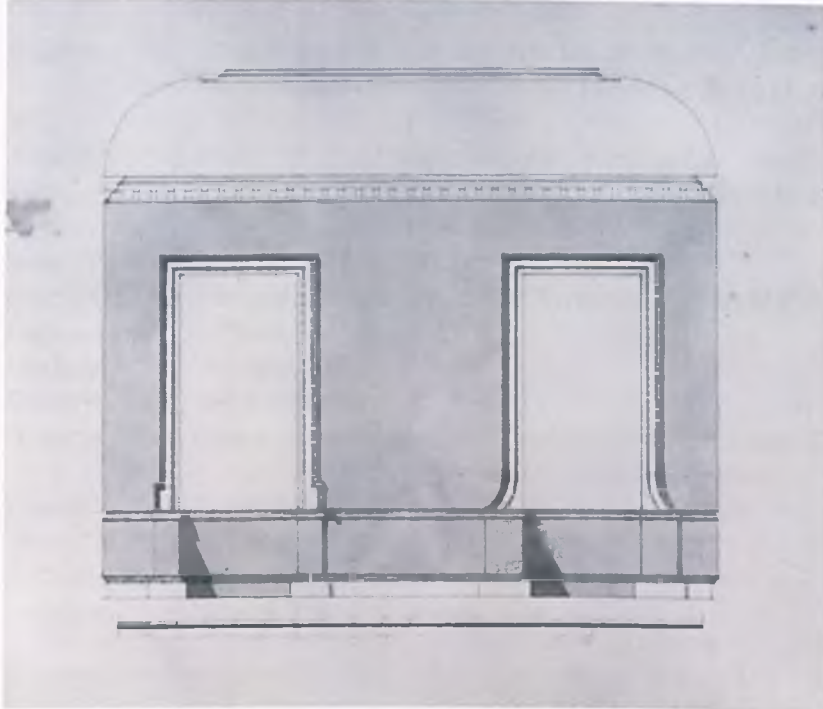
Watermark: (57) Bell inscribed *JUBE* and crowned garter cartouche containing the Royal arms; (58) *JW*

Hand: (57-58) James Paine


NT reference: (57) [2]41, YRK 19746; (58) [2]49, YRK 19717

Location: (57-58) Nostell Priory drawings press

(57)



(58)



Catalogue number: 59

Purpose: Design by James Paine for an alternative ceiling for the Breakfast Room; executed with alterations in the Breakfast Room following the fire of 1980

Aspect: Plan for a compartmental rectangular coved ceiling, arranged in an asymmetrical pattern, and showing one of the window soffits

Scale: bar scale of 1 1/5 inches to 1 foot

Inscribed: *This end is executed in the Anti Room on the left hand of the Hall / at Nostell*

Date range: 1750-60

Medium: Pen and wash


Dimensions: 365 x 245 mm

Watermark: Cartouche containing GR and palms within a crown

Hand: James Paine

NT reference: [2]42, YRK 19747

Location: Nostell Priory drawings press



Catalogue numbers 56-59: Crimson Bedchamber and Breakfast Room notes

These drawings are discussed in Volume 1, Chapter 2, part iv.

The Crimson Bedchamber has always been the secondary guest bedroom. The Breakfast Room was designed as an adjacent dressing room. This dressing room became known as the Breakfast Room because the 4th Baronet used it as such.³⁸ One of James Paine's letters mentions a breakfast parlour,³⁹ but this probably refers to a room on the second storey which is included in an inventory of 1763.⁴⁰ By the time of the 1806 inventory the Breakfast Room had been given its current name.⁴¹

The ceiling in the Crimson Bedchamber was executed to Paine's design by Joseph Rose (senior) in 1758.⁴² There is, however, no surviving drawing for this ceiling. The ceiling was replaced by Joseph Rose (junior) to a design by Robert Adam during the years 1766-77.⁴³

Paine's extant ceiling design for the Breakfast Room, shown in drawing 59, was an unexecuted alternative scheme. There is no drawn or photographic record of Paine's executed ceiling. Following a fire in the Breakfast Room in 1980, the National Trust had little choice but to install the design shown in drawing 59.

According to Dorothy Richardson, the Crimson Bedchamber and Breakfast Room were redecorated in yellow silk damask by 1761.⁴⁴ The rooms remained yellow until at least 1818.⁴⁵ The Breakfast Room was redecorated in 1819-21 by Thomas Ward as a private dining room for Charles Winn.⁴⁶ The Crimson Bedchamber is now decorated in red, and the Breakfast Room is now decorated in yellow, providing an example of both schemes.

³⁸ Cappe, C. *Memoirs of the Late Mrs Catherine Cappe* (London, 1822), p. 83.

³⁹ WYAS WYL 1352(2) C3/1/5/1/1, Letter from Henry Allen to Sir Rowland Winn, 4th Baronet of Nostell, regarding progress of building works at Nostell, 13 June 1747.

⁴⁰ WYAS WYL 1352(1) A4/1539/16, Inventory of beds at Nostell, 26 March 1763. This inventory lists the number of bed in each room across the whole estate of Nostell.

⁴¹ WYAS WYL 1352(2) C4/1/10A, Inventory on the death of Sir Rowland Winn, 6th Baronet of Nostell, July 1806.

⁴² WYAS WYL 1352(1) A4/1603/27, Letter from Joseph Rose to Sir Rowland Winn, 5th Baronet of Nostell, regarding his account, 2 January 1766.

⁴³ WYAS, WYL 1352(2) C3/1/5/4/2, Account from Joseph Rose to Sir Rowland Winn, 5th Baronet of Nostell, 1766-1777.

⁴⁴ Richardson, D. *Diary* (1761), Manchester, John Rylands Library, Ryl.EngMss1122, Vol. 1, fol. 11-17, p. 14.

⁴⁵ WYAS, WYL 1352(2) C4/1/15-15A, Inventory on the death of John Winn, 19 August 1818.

⁴⁶ WYAS WYL 1352(1) C3/1/5/6/2, Account from Thomas Ward to Charles Winn for work done at Nostell in 1819-21, 24 May 1823.

Saloon (catalogue number 60)

Catalogue number: 60

Purpose: Presentation drawing by James Paine for the Saloon; it is not known if this scheme was executed

Aspect: Plan and laid-out wall-elevations for a room with a three windows, and a chimneypiece with a festoon in the frieze

Scale: bar scale of 3 inches to 10 feet

Date range: 1750-60

Medium: Pen, pencil and wash

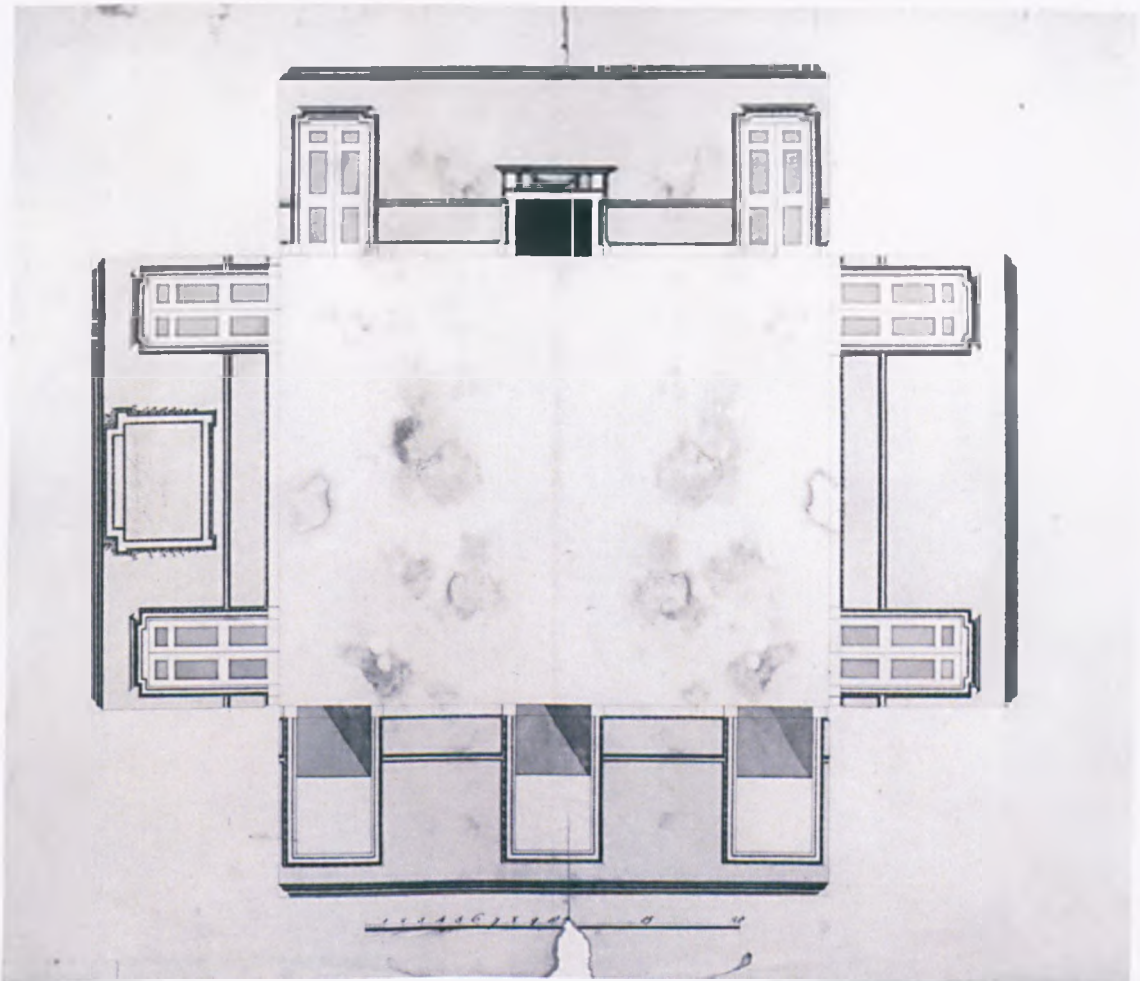
Dimensions: 520 x 685 mm

Watermark: *L VG, I VILLEDARY, HIS* monogram, and crowned cartouche containing Strasburg lily

Hand: James Paine

NT reference: [2]36, YRK 19631

Location: Nostell Priory drawings press



Catalogue number 60: Saloon notes:

This drawings is discussed in Volume 1, Chapter 2, part iv.

The Saloon has always been the principal reception room at Nostell. Owing to Robert Adam's comprehensive redecoration of the Saloon it is not known if James's Paine scheme, shown in drawing 60, was executed. Dorothy Richardson disparagingly described Paine's scheme in the Saloon as having a 'Bad Green half Damask'.¹⁷

¹⁷ Richardson, D. *Diary* (1761), Manchester, John Rylands Library, Ryl.EngMss1122, Vol. 1, fol. 11-17, p. 20.

Attic storey rooms (catalogue numbers 61-64)

Catalogue number: 61

Purpose: Design by James Paine for the green room on the attic storey; as executed

Aspect: Plan and laid-out wall-elevations for a room in the corner of a building, with two adjacent walls with two square windows

Scale: 2 1/5 inches to 1 foot

Inscribed: *Green Room/ Paper wanted for this Room* and measurements given

Date range: 1747-65

Medium: Pencil and pen

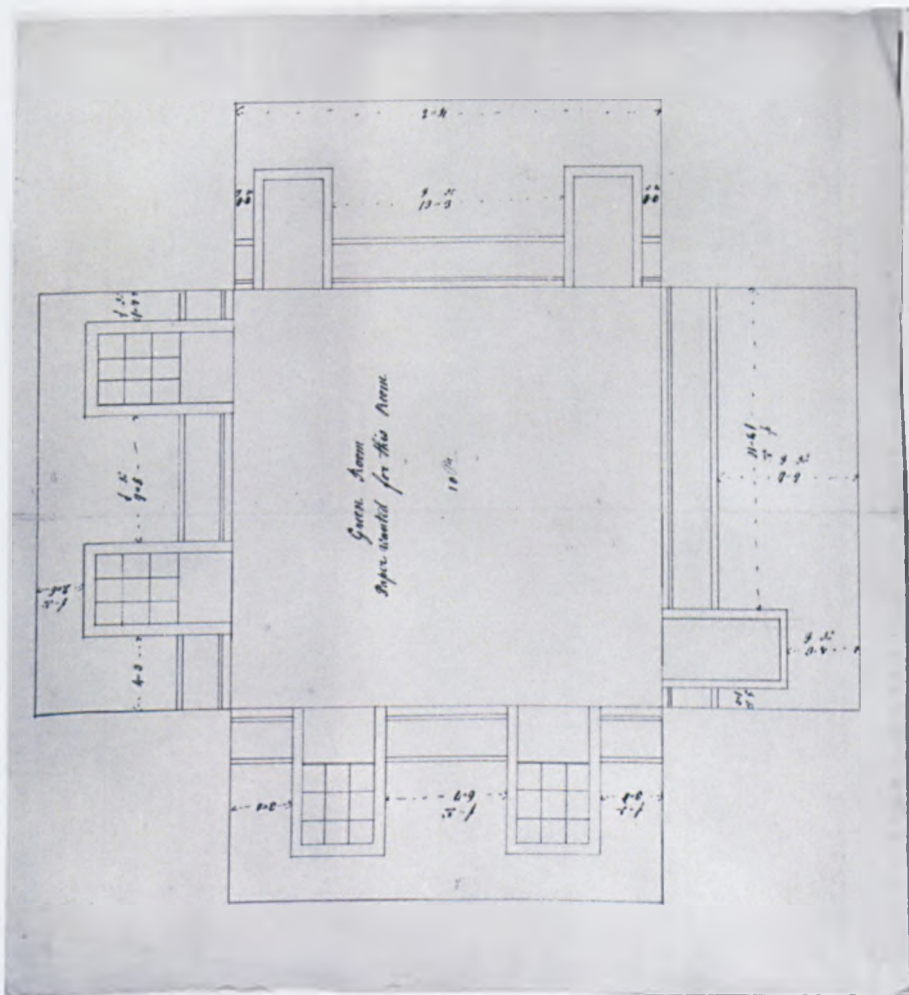
Dimensions: 360 x 330 mm

Watermark: *VRYHYT* and rampant lion within crowned cartouche inscribed *EJUSQUE LIBERTATE PROPATRIA*, and *GR* and a crowned cartouche

Hand: James Paine

NT reference: [2]47, YRK 19739

Location: Nostell Priory drawings press



Catalogue number: 62

Purpose: Design by James Paine for the Sedwell Room on the attic storey; as executed

Aspect: Plan and laid-out wall-elevations for a room with one square window, and an unornamented chimneypiece

Scale: 2 1/5 inches to 1 foot

Inscribed: *Sedwell Room/ Paper wanted for this Room* and measurements given

Date range: 1747-65

Medium: Pen

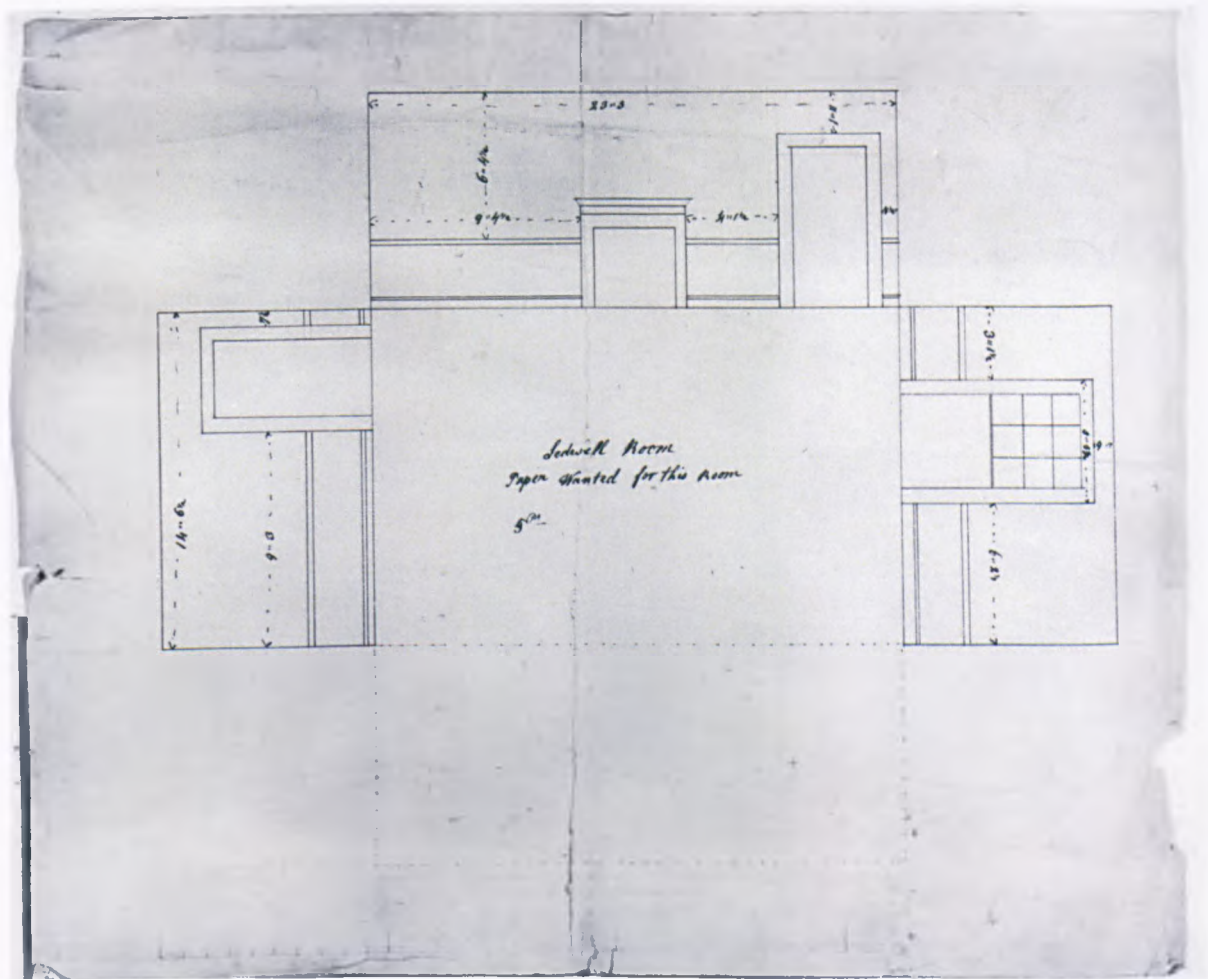
Dimensions: 315 x 385 mm

Watermark: *VRYHYT* and rampant lion within crowned cartouche inscribed *EJUSQUE LIBERTATE PROPATRIA*, and *GR* and a crowned cartouche

Hand: James Paine

NT reference: [2]48, YRK 19781

Location: Nostell Priory drawings press



Catalogue number: 63

Purpose: Preliminary design in an unidentified hand for a room on the attic storey; possibly executed

Aspect: Plan and laid-out wall-elevations of an unidentified room with three square windows, and chimneypiece with voussoirs, and with a rough drawing below showing a niche, and a plan of a wall with windows (verso) plan of another unidentified room

Scale: to a scale

Inscribed: Measurements given, and rough calculations

Datable to: c.1747-65

Medium: Pencil


Dimensions: 580 x 450 mm

Watermark: *C* and *D* either side of a fleur de lis

Hand: Unidentified eighteenth-century draughtsman

NT reference: [3]3, YRK 19421

Location: Nostell Priory drawings press



Catalogue number: 64

Purpose: Design by James Paine for a water closet; as executed

Aspect: Plan and laid-out wall-elevations for a room with one window within a rectangular recess, a door, and with a relieving arch on the wall opposite the door, and with a toilet annotated in pencil

Scale: to a scale

Inscribed: *Pilaster* and measurements given in pen and pencil

Date range: 1747-65

Medium: Pen and pencil

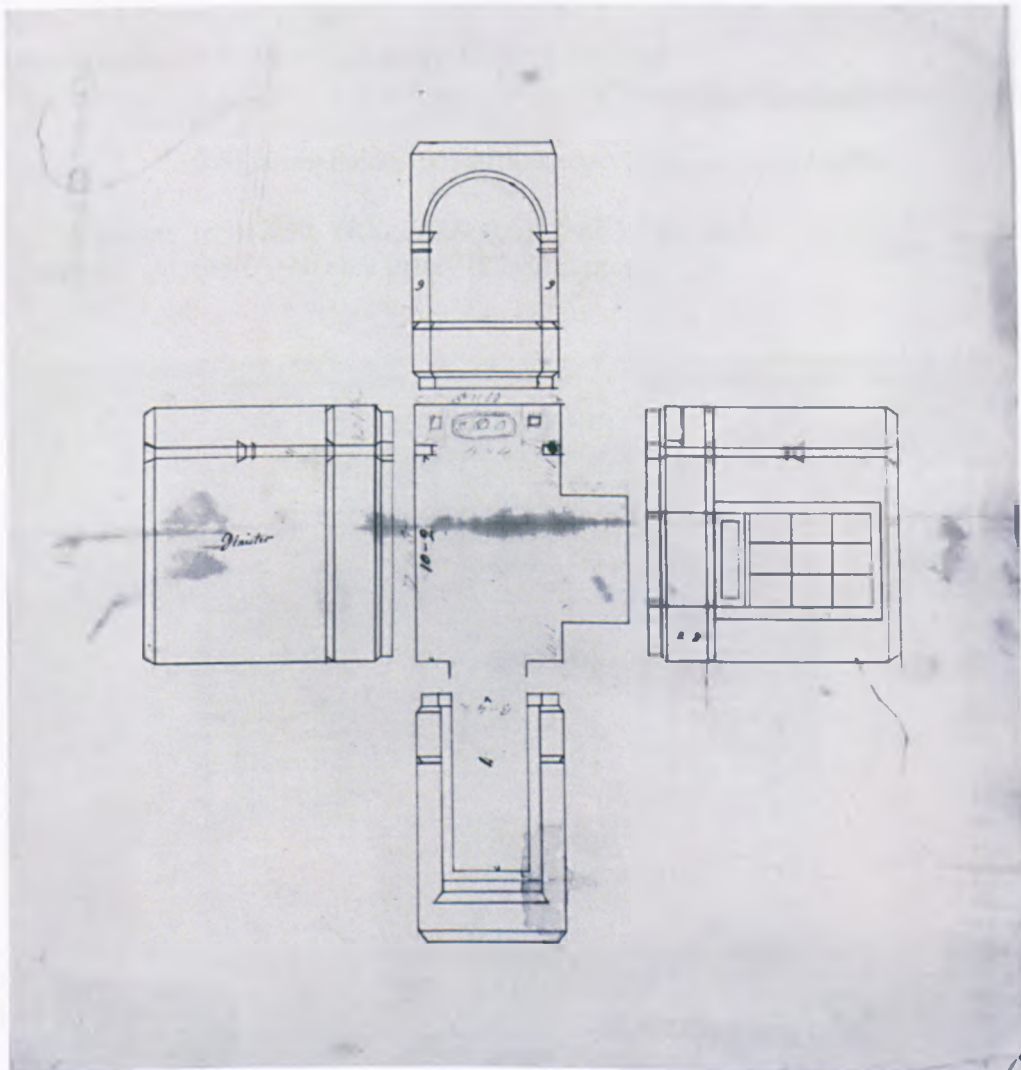
Dimensions: 395 x 370 mm

Watermark: GR and hunting horn and crowned cartouche

Hand: James Paine

NT reference: [2]46, YRK 19576

Location: Nostell Priory drawings press



Library (catalogue numbers 65-66)

Catalogue number: 65-66

Purpose: (65) Presentation drawing by James Paine for a library, (intended for the Billiard Room); unexecuted
(66) Alternative design, possibly by Thomas Chippendale, for a library, (intended for the Billiard Room); unexecuted

Aspect: (65) Ceiling plan and laid-out wall-elevations for a room with a Venetian window, and bookcases on the other three walls, and with a coved compartmental ceiling with a central circular compartment within an octagon
(66) Ceiling plan and laid-out wall-elevations for a room with a Venetian window, bookcases on the side walls, and a screen of paired Doric columns opposite the window, and with a ceiling with a central circular compartment

Scale: (65) bar scale of 1/2 inch to 1 foot; (66) to a scale

Inscribed: (65) *Section of the Library* and some dimensions given

Datable to: (65-66) c.1764

Medium: (65) Pen, pencil and wash within a single ruled border; (66) pen within a single ruled border

Dimensions: (65) 380 x 540 mm; (66) 410 x 465 mm

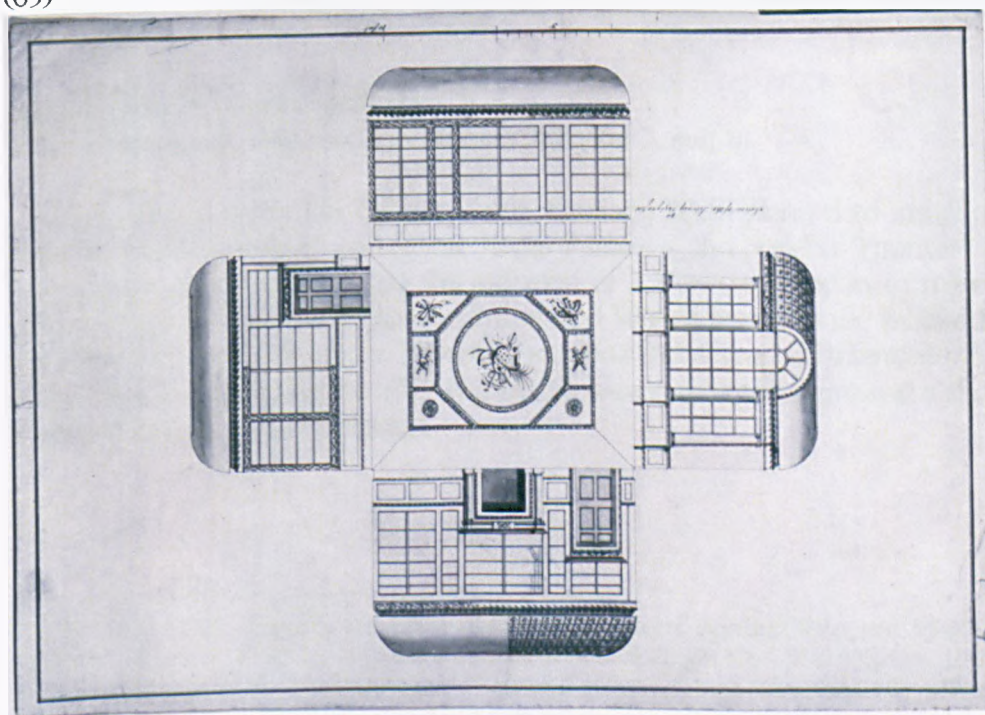
Watermark: (65) *L VG* and crowned cartouche containing Strasburg lily; (66) Strasburg lily

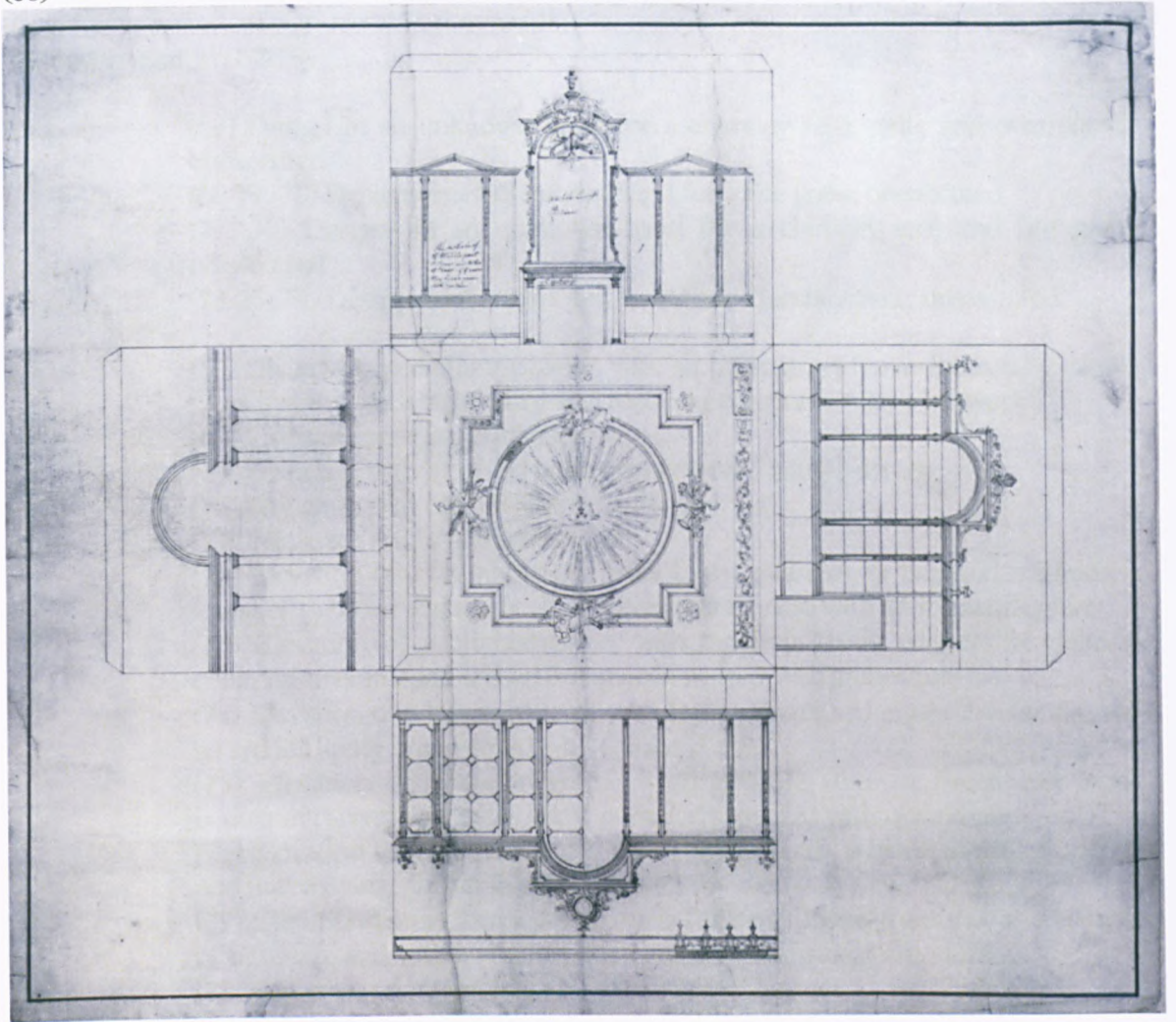
Hand: (65) James Paine; (66) attributed to Thomas Chippendale

NT reference: (65) [2]39, YRK 19569; (66) [2]40, YRK 19670

Location: (65-66) Nostell Priory drawings press

(65)





Catalogue numbers 65-66: Library notes:

These drawings are discussed in Volume 1, Chapter 2, part ii.

In 1764, shortly before his father's death, Rowland Winn planned to install a library.⁴⁸ It is possible that drawings 65 and 66 are James Paine's – and possibly Thomas Chippendale's – responses to this request. From the inclusion of a Venetian window in these drawings it is apparent that Paine intended to install Rowland Winn's library in the Billiard Room. We can see from the fourth volume of *Vitruvius Britannicus* that Paine had intended the Billiard Room as the principal family bedchamber (fig.12). However, the room remained a shell in 1765. The proposed library was not executed.

⁴⁸ WYAS WYL1352(1) C3/1/5/1/4, Letter from Robert Barker to Rowland Winn, later 5th Baronet of Nostell, regarding the cost of wood for cabinets for a library at Nostell, 20 Jan 1764. WYL1352(1) C3/1/5/1/5, Letter from Robert Barker to Rowland Winn, later 5th Baronet of Nostell, regarding cabinets for a library at Nostell, 25 Jan 1764.

Chimneypieces, grates and fenders (catalogue numbers 67-83)

Catalogue number: 67-78


- Purpose:** (67) Design in an unknown hand for a chimneypiece, grate and overmantel; unexecuted
(68-71, 78) Designs in an unknown hand for a fire grate; unexecuted
(72, 76) Designs in an unknown hand for a chimneypiece and fire grate; unexecuted
(73-75, 77) Designs in an unknown hand for a chimneypiece; unexecuted
- Aspect:** (67) Unornamented chimneypiece, with an overmantel frame flanked by candle branches, and with a fire grate and fender ornamented with a fretwork
(68) Fire grate with panel cheeks
(69) Fire grate with a curved basket ornamented with C-scrolls
(70) Fire grate with obelisk-shaped andirons
(71) Fire grate with a quatrefoil grate
(72) Elevation of a chimneypiece, with Doric pilasters, or engaged columns, a lining of figure-of-eight acanthus, a blank tablet, and with an ironwork grate
(73) Elevation of a chimneypiece, with tapering Doric pilaster, or engaged columns, and an ogee-arched lining ornamented with arabesques
(74) Elevation of a chimneypiece, with Ionic pilaster, or engaged columns, and an arched lining ornamented with foliage
(75) Elevation of a chimneypiece, with console stiles, a frieze and tablet containing acanthus scrolls, and a lining ornamented with quatrefoils
(76) Elevation of a chimneypiece, with console stiles, a blank tablet, an arched and fluted lining, and an ironwork grate
(77) Elevation for a chimneypiece, with foliate drops in the stiles, and a frieze of festoons, and with an ogee-arched lining ornamented with vines
(78) Fire grate ornamented with fretwork
- Scale:** (67-78) to a scale
- Inscribed:** (69) *No 2* (70) [cropped]63; (71) *No 14*; (72) *This* [on margin]; (73) *This* [on margin]; (78) *No 2*
- Date range:** (67-78) 1747-60
- Medium:** (67-68) Pen and wash; (69) pen, brown pen and wash within a single ruled border; (70-71) pen, brown pen and wash within a double ruled border; (72-74, 76) pen, wash and brown wash within a single ruled border; (75, 77) pen, blue and brown wash within a single ruled border; (78) pen and wash within a double ruled border
- Dimensions:** (67) 165 x 135 mm; (68) 135 x 120 mm; (69) 105 x 165 mm; (70) 95 x 105 mm; (71) 105 x 160 mm; (72) 135 x 160 mm; (73) 125 x 160 mm; (74) 110 x 160 mm; (75) 125 x 195 mm; (76) 130 x 165 mm; (77) 125 x 195 mm; (78) 120 x 195 mm
- Watermark:** (67) Strasburg lily and a crown; (68) Strasburg lily; (75) a lion with arrows, and a hat on a pole supported by a tablet inscribed *VRYHEYT* within an oval crowned cartouche inscribed *PROPECE ET PROPATRIA*; (77) a lion with arrows, and a hat on a pole supported by a tablet inscribed *VRYHEYT* within an oval crowned cartouche inscribed *PROPECE ET PROPATRIA*

Hand: (67-78) Unidentified eighteenth-century draughtsman


NT reference: (67) [4]1, YRK 19842; (68) [4]2, YRK 19837A; (69) [5]1, YRK 19861; (70) [5]2, YRK 19857; (71) [5]3, YRK 19845; (72) [6]1, YRK 19841; (73) [6]2, YRK 19838A; (74) [6]3, YRK 19840; (75) [6]4, YRK 19839; (76) [6]5, YRK 19846; (77) [6]6, YRK 19848; (78) [6]7, YRK 19847

Location: (67-78) Private collection of Lord St Oswald


(67)



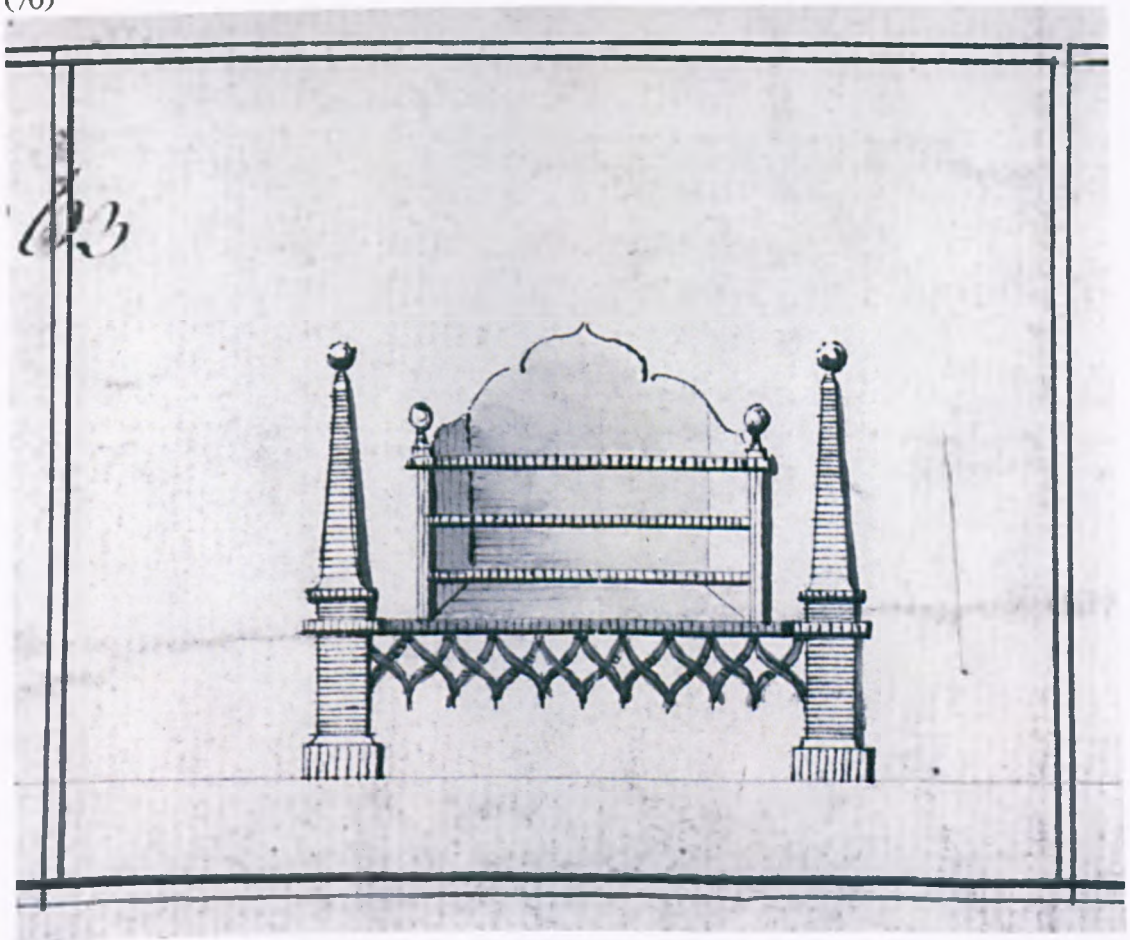
(68)




(69)




(70)




(71)




(72)




(73)




(74)




(75)




(76)



(77)



(78)



Catalogue number: 79-82

Purpose: (79-82) Designs in an unknown hand for fenders; unexecuted

Aspect: (79) Two fenders, one ornamented with quatrefoils, and the other with flowers enclosed by a figure-of-eight
(80) Fender ornamented with fretwork
(81) Fender ornamented with a foliate scroll pattern
(82) Fender ornamented with gadrooning

Scale: (79-82) to a scale

Inscribed: (80) *No 5*

Date range: (79-82) 1747-60

Medium: (79) Brown pen and grey wash within a double ruled border; (80) brown pen
(81-82) pen and wash


Dimensions: (79) 180 x 170 mm; (80) 90 x 165 mm; (81) 65 x 175 mm; (82) 30 x 170 mm

Hand: (79-82) Unidentified eighteenth-century draughtsman

NT reference: (79) [7]1, YRK 19416; (80) [7]2, YRK 19477; (81) [8]1, YRK 19853; (82) [8]2, YRK 19854

Location: (79-80) Nostell Priory drawings press; (81-82) Private collection of Lord St Oswald

(79)



Catalogue number: 83

Purpose: Alternative designs by James Paine for chimneypieces; not known to have been executed

Aspect: Elevations of three chimneypieces, one unornamented, one with volute stiles and a pedimented mantel, and one with a scrolled frieze

Scale: bar scale of 2 inches to 10 feet

Inscribed: *Enough stone chimney / In the Centre Room north end / Black and Gold / West Room to North End / Each Brick 2 Inches Deep marble Laying Room / one Inch Brick* and each chimneypiece numbered, and an illegible crossed-out inscription

Date range: 1747-65

Medium: Pencil, pen, brown pen and wash

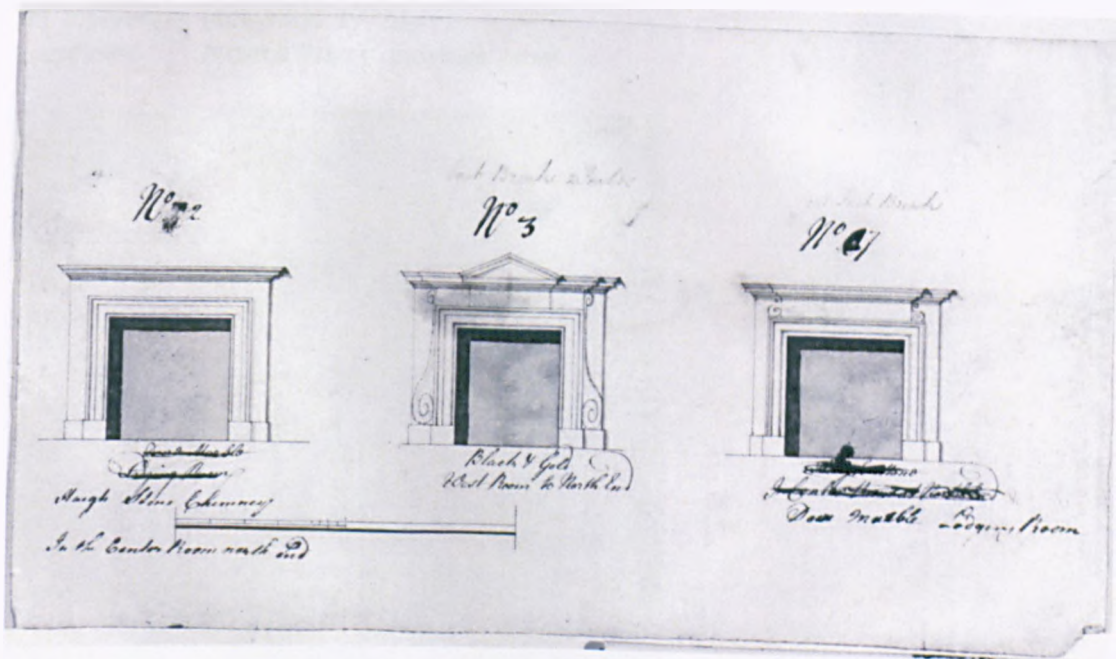
Dimensions: 150 x 265 mm

Watermark: Royal arms within a crowned garter cartouche, and a bell inscribed *JUBE*

Hand: James Paine

NT reference: [2]50, YRK 19710

Location: Private collection of Lord St Oswald



Catalogue numbers 67-83: Chimneypieces, gates and fences, notes

These drawings are discussed in Volume 1, Chapter 2, part iv.

Of all of these designs, only drawing 83 is in the hand of James Paine. It is possible that the other drawings were sent to Nostell as advertisements. The design and execution of the chimneypieces was a subject Paine took very seriously (see Volume 1).

Clothespress (catalogue number 84)

Catalogue number: 84

Purpose: Design by an unknown hand for a clothespress; not known to have been executed

Aspect: Clothespress with a broken-topped pediment, with doors in filled with mesh, and short cabriole legs

Scale: bar scale of 1 3/10 inches to 1 foot

Inscribed: (verso in pen) *Dress / The Closet plain / Ditto Carved / The Bed plain / Ditto Carved* (and in pencil) *Space Between Chimney and door / the pediment* and with quote and some dimensions given

Date range: 1747-63

Medium: Pen and pencil

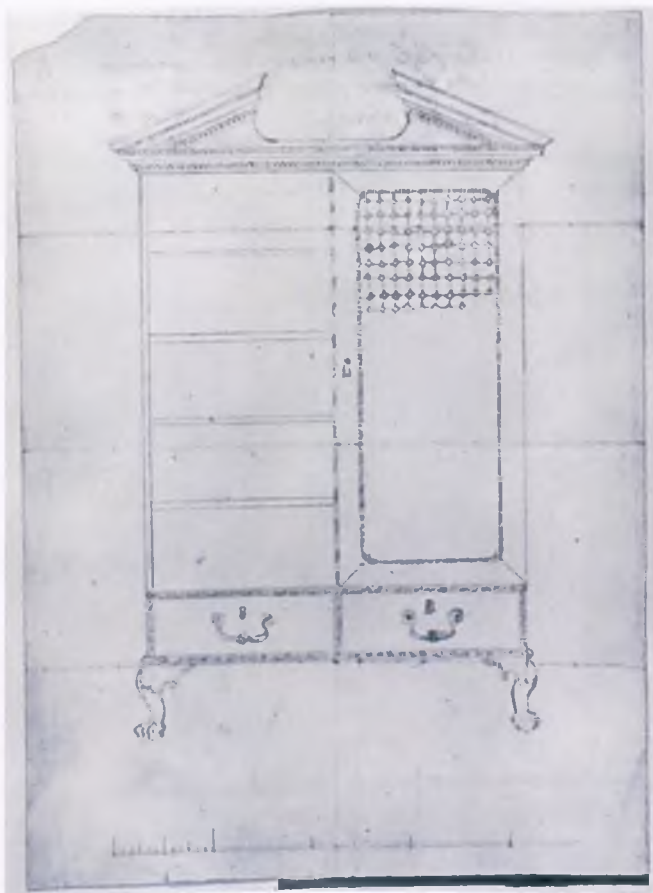
Dimensions: 290 x 200 mm

Watermark: Rampant lion supported by a tablet inscribed *VRYHYT* within a crowned cartouche inscribed *EJUSQUE LIBERTATE PROPATRIA*

Hand: Unidentified eighteenth-century draughtsman

NT reference: [12], YRK 19723

Location: Nostell Priory drawings press



Drawings from the patronage of Sir Rowland Winn, 5th Baronet: 1765-85

iii. Interior design

Library (catalogue numbers 85-94)

Catalogue number: 85

Purpose: Preliminary design by Robert Adam for the Library; as executed

Aspect: Plan and laid-out wall-elevations for a library, with two windows, a screen wall opposite, and a chimneypiece and bookcases on the side walls

Scale: to a scale

Inscribed: *Shutters to/ be White/ All the/ Front of the/ Shelves to be White/ All the Pilasters/ with the Capitals & Base/ to be White* and individual elements of each part of the architecture and bookcases are marked with indications of the colours intended. These are *White, Light Green, Pink Ground* and *Darker Green* (verso) a letter from James Adam to Sir Rowland Winn, 5th Baronet of Nostell

Datable to: 1766

Medium: Pencil, pen and coloured washes including pink

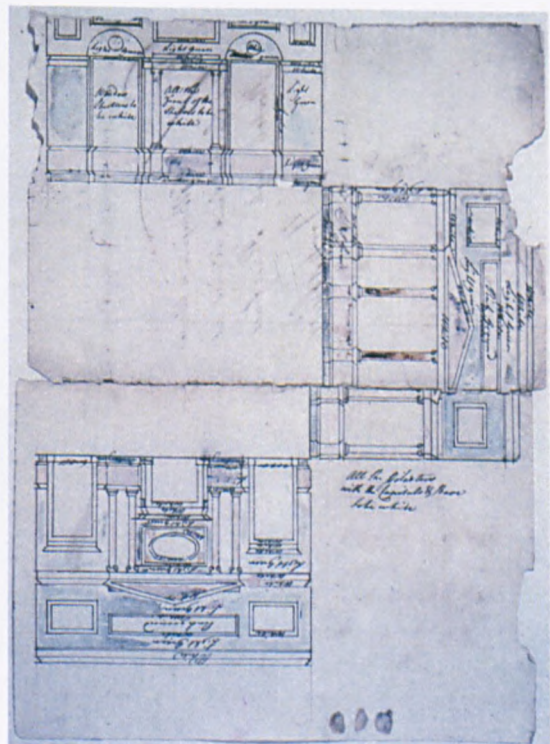
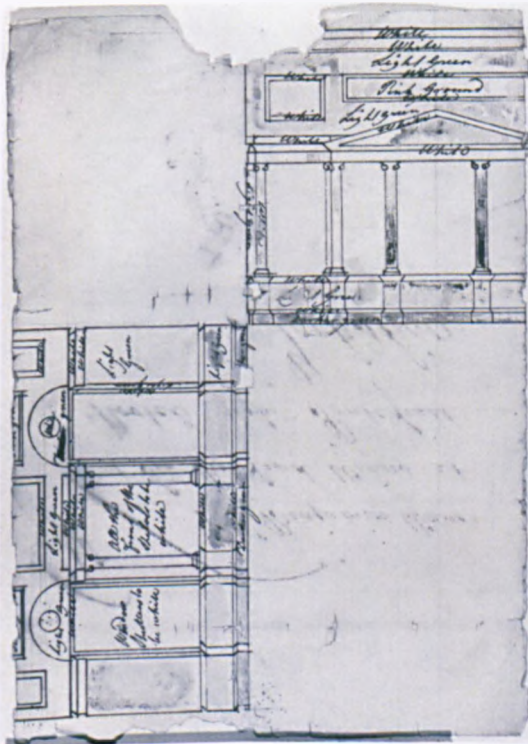
Dimensions: (two pieces) 275 x 195 mm; 275 x 195 mm

Watermark: Rampant lion within a palisade enclosure

Hand: Robert Adam

NT reference: [17]1, YRK 19689, 19690, 19691

Location: Private collection of Lord St Oswald



Catalogue number: 86

Purpose: Record drawing from the Adam office for a ceiling for the library; as executed

Aspect: Plan of a tripartite rectangular ceiling ornamented with a central square compartment containing a patera, encircled by a fan ornamented with calyx and rosettes, and a circular band of Vitruvian scroll, with a border of medallions, panels of arabesques, and lunette-shaped flowers, and with rectangular compartments to either side containing scrolled hearts

Scale: bar scale of 2/5 inch to 1 foot

Inscribed: *Ceiling of the Library at Nostel* (in pen) and individual elements of each part of the ceiling are marked in pencil with indications of the colours intended. These are *Pink, Green, Darker pink, Light Pink, Darker Green and Light Blue*

Dated: 1766


Medium: Pen and pencil

Dimensions: 265 x 325 mm

Hand: Adam office draughtsman, possibly James Adam

SM reference: Adam volume 11/226

Location: Sir John Soane's Museum



Catalogue number: 87-88

Purpose: (87-88) Designs from the Adam office for a chimneypiece for the Library; executed with alterations

Aspect: (87) Elevation of a chimneypiece with volute stiles, an architrave ornamented with drops of calyx, a fluted frieze, and a tablet containing arabesques and an urn
(88) Elevation as drawing 87, but with sphinxes in the tablet, and with pencil additions to the left-hand side

Scale: (87-88) bar scale of 1 2/5 inches to 1 foot

Inscribed: (87) *Design of a Chimney Piece for the Library for Sir Rowland Winn Bart / Robt Adam Archit*

(88) *Chimney piece for the Library at Nostd* (in pen) *Sir Rowland Winn's dressing at Nostd / Bow Dress Room* (in pencil) and some measurements given in pencil

Dated: (87) *Robt Adam Archit 1766*; (88) 1766

Medium: (87) Pen and wash within a single ruled border; (88) pen, pencil and wash

Dimensions: (87) 310 x 380 mm; (88) 260 x 315 mm


Watermark: Strasburg lily within crowned cartouche

Hand: (87-88) Adam office draughtsman, possibly William Hamilton

NT and SM references: (87) [17]2, YRK 19609; (88) Adam volume 22/222

Location: (87) Private collection of Lord St Oswald; (88) Sir John Soane's Museum



(87)



(88)

222

Chimney Piece for the Library at a Vestal

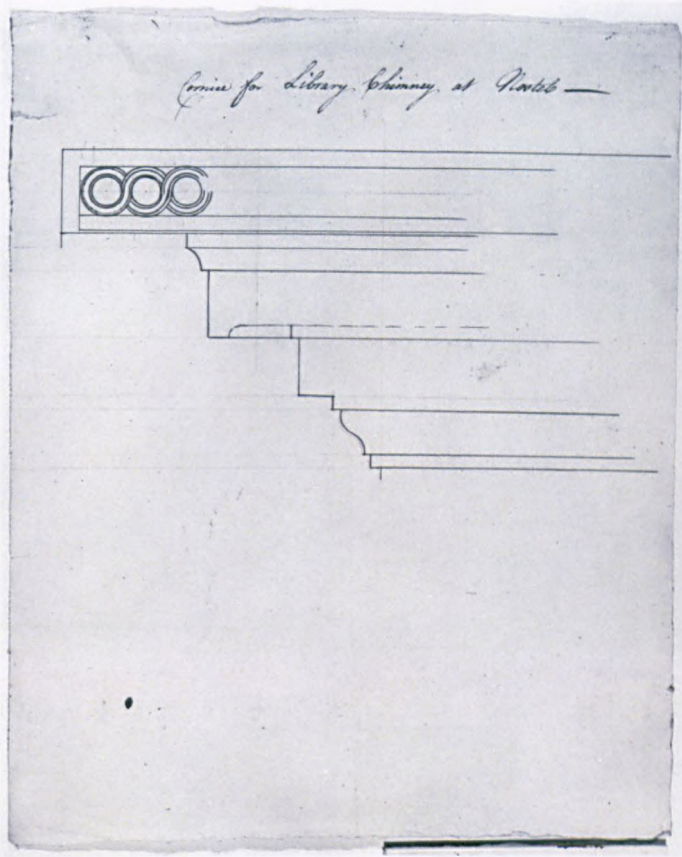


1706

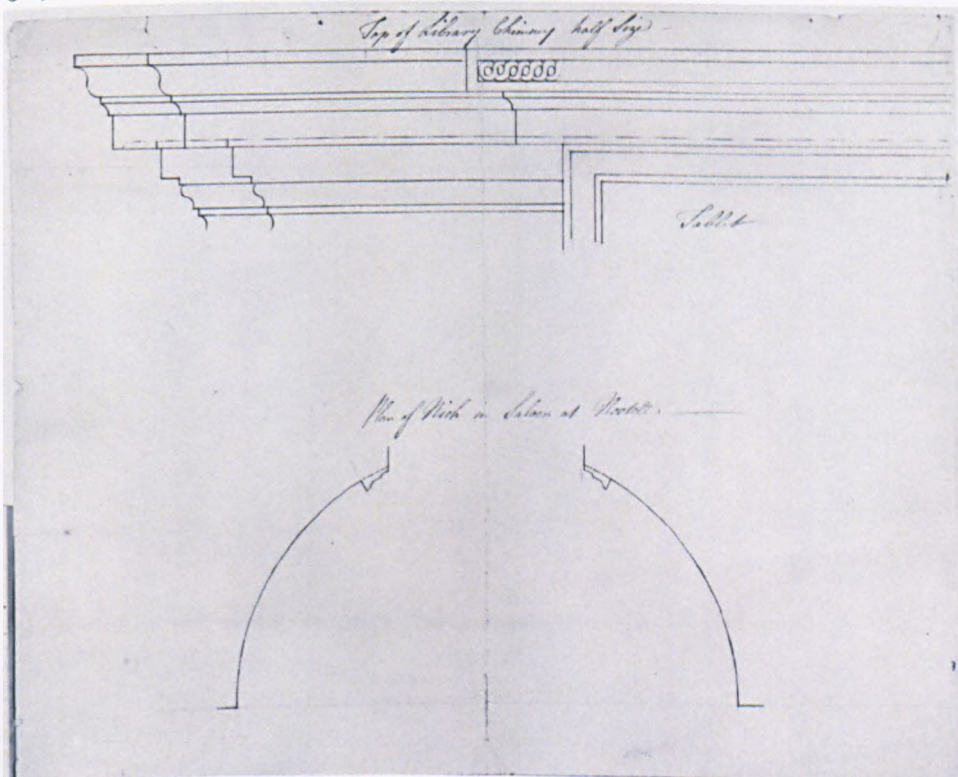
Catalogue number: 89-92

- Purpose: (89-92) Working drawings from the Adam office for the chimneypiece in the library; (89, 91) unexecuted; (90) also a design for the apse in the Saloon, as executed; (92) as executed
- Aspect: (89) Detail of a mantel rail ornamented with guilloche
(90) Plan of a segmental apse containing a door, and detail of a mantle for a chimneypiece ornamented with guilloche and with a tablet
(91) Detail of a chimneypiece, ornamented with a tablet containing an urn and acanthus arabesques, a fluted frieze, and an architrave ornamented with rosettes and calyx
(92) Detail of a volute stile for a chimneypiece ornamented with a rosette and acanthus leaves
- Scale: (89, 91-92) half size; (90) niche to a scale, chimneypiece to half size
- Inscribed: (89) *Cornice for Library Chimney at Nostell*
(90) *Plan of Niche in Saloon at Nostell / and Top of Library Chimney half size / Tablet*
(91) *Part of the Library Chimney piece for Sir Rowland Winn Baronet at Nostell drawn to half the size / To project as / much as to / receive the Base / and Sill base / Wood and Marble / Wood / N.B. The Red lines show the different profile and some dimensions given in red pen*
(92) *Part of Library Chimney Piece / drawn to half the size / Part of the Architrave*
- Datable to: (89-92) c.1766
- Medium: (89) Pencil and pen; (90) pen, pencil and brown pen; (91-92) pen, pencil and red pen
- Dimensions: (89) 360 x 290 mm; (90) 325 x 405 mm; (91) 300 x 570 mm (2 pieces); (92) 570 x 300 mm (2 pieces)
- Watermark: (90) *PRO PATRIA* and a rampant lion within pallisaded enclosure and *GR* surmounted by an open crown; (91-92) *GR* within a circular cartouche and royal arms within a crowned garter cartouche
- Hand: (89-90) Adam office draughtsman; (91-92) Robert Adam
- NT reference: (89) [17]4, YRK 19750; (90) [17]15, YRK 19769; (91) [17]3, YRK 19566, YRK 19567; (92) [17]3 verso, YRK 19566, YRK 19567
- Location: (89-92) Nostell Priory drawing press

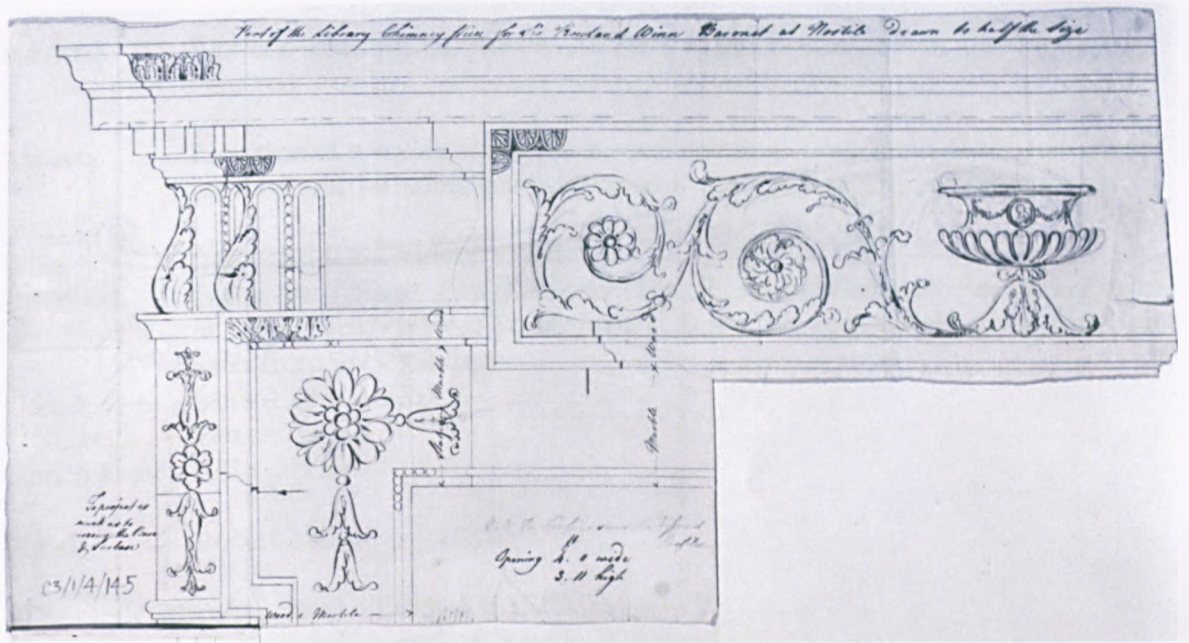
(89)



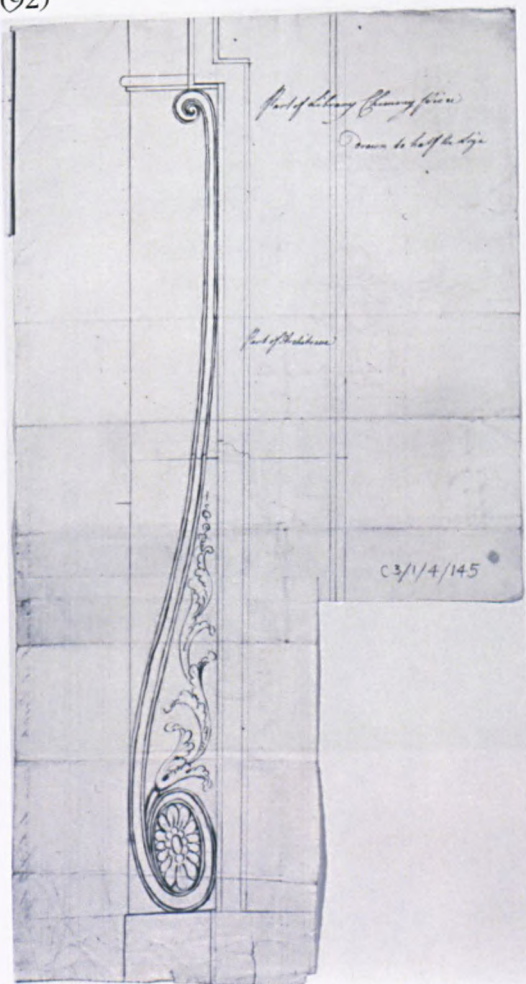
(90)



(91)



(92)



Catalogue number: 93

Purpose: Working drawing by Robert Adam for the overmantel in the Library, as executed

Aspect: Elevation of a square frame for an oval painting, and details of the mouldings for the frame including guilloche, a rosettes, calyx, beading, and fluting

Scale: frame to a scale, and full size details

Inscribed: *Bottom line of frieze / Line of Pilaster / Top of Cornish of Chimney / Part of Oval frame at Large / Wood / Part of Square frame at large* and measurements given (verso) a letter from Robert Adam

Dated: (verso) 23 May 1767


Medium: Pen and pencil

Dimensions: 325 x 405 mm

Hand: Robert Adam

WYAS reference: WYL 1352(1) A4/ 1525/ 33

Location: West Yorkshire Archive Service, Wakefield



Catalogue number: 94

Purpose: Working drawing from the Adam office for the door architrave in the Library; unexecuted

Aspect: Detail of the architrave of a door ornamented with an enclosed flower in the corner flanked by fluting, and bands of beading, acanthus and laurel leaves

Scale: full size

Inscribed: *Part of Pannel for the Library Doors at large for / Sir Rowland Wynn Bart at Nostell / NB The Pannels of / the Dressing Room / Doors to have only / the Mouldings / Marked A and part of the architrave is marked A*

Date range: 1765-67

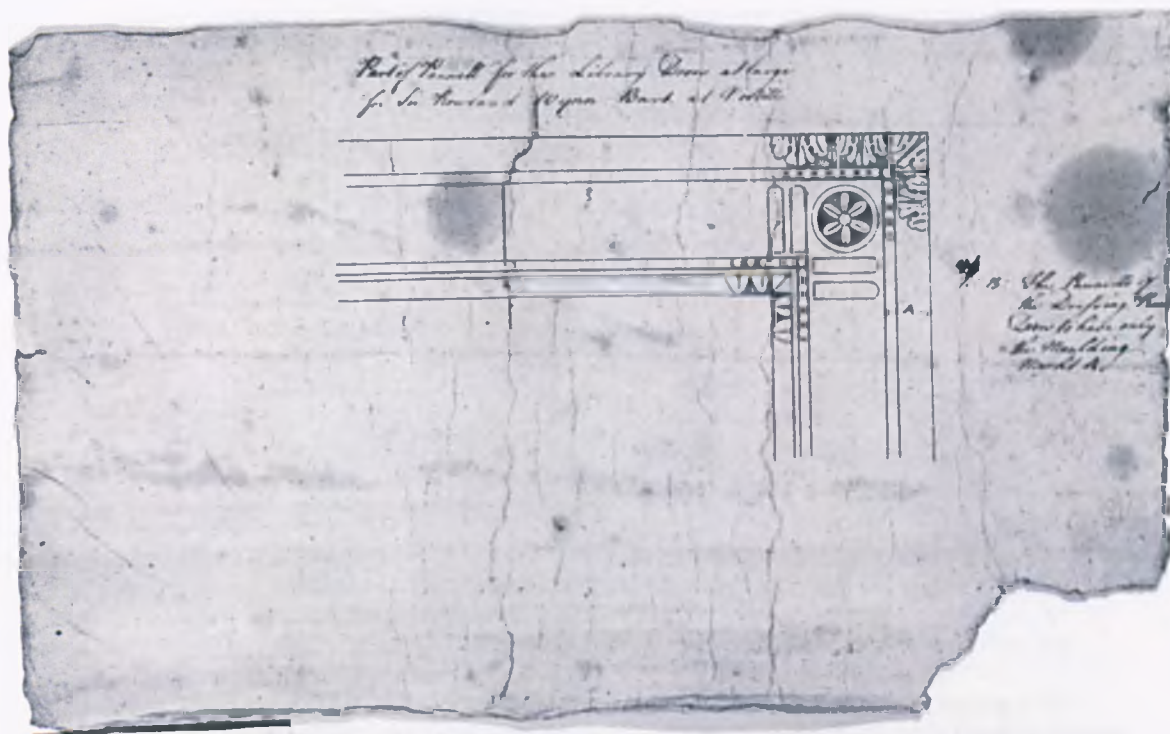
Medium: Pen

Dimensions: 325 x 545 mm

Hand: Adam office draughtsman, possibly Robert Nasmith or William Hamilton

NT reference: [17]5, YRK 19570

Location: Nostell priory drawing press



Catalogue numbers 85-94: Library; notes:

These drawings are discussed in Volume 1, Chapter 3, part ii.

In the fourth volume of *Vitruvius Britannicus* (fig. 12) James Paine designated the Library as a dressing room. In 1765 the room remained a shell. On his arrival Robert Adam was commissioned to create the Library. The drawings for the Library were sent to Nostell with Benjamin Ware – Adam's clerk of works at Nostell – in August 1766.⁴⁹ Drawings for the ceiling (drawing 86), various mouldings, the frieze, pilasters and the architrave to the doors (drawing 94) are included in an undated memorandum.⁵⁰ A drawing for a mirror frame, now lost, was sent in June 1767.⁵¹ Various drawings for the chimneypiece, bookcases, ceiling and doors were returned to London in January 1773.⁵²

Joseph Rose (junior) executed the Library plasterwork during the years 1766-77 at a cost of £169/17s/8½d.⁵³ The chimneypiece, shown in drawings 87-88, was carved by John Devall, who charged £41/14s/6d. in July 1767.⁵⁴ Antonio Zucchi produced meckallions for the room which were ready for dispatch in August 1767.⁵⁵ The books for the Library were purchased in bulk and sent to Nostell in July 1767.⁵⁶

The Library was repainted by George Guest in the 1790s.⁵⁷

⁴⁹ WYAS WYL1352(1) A4/1562/27, Letter from Robert Adam to Sir Rowland Winn, 5th Baronet of Nostell, regarding the employment of Benjamin Ware, and architectural drawings for Nostell, 26 August 1766.

⁵⁰ WYAS, WYL1352(1) A4/1528/61, Memorandum of drawings left at Nostell, no date.

⁵¹ WYAS WYL1352(1) A4/1525/16, Letter from Robert Adam to Benjamin Ware, regarding needles, and drawings for the for the mirror in the Library at Nostell sent via the York Post Coach, 18 June 1767.

⁵² WYAS WYL1352(1) A4/1528/62, A list of mouldings and sections sent from Nostell to London, 1773.

⁵³ WYAS, WYL1352(2) C3/1/5/4/2, Account from Joseph Rose to Sir Rowland Winn, 5th Baronet of Nostell, 1766-1777.

⁵⁴ WYAS WYL1352(2) C3/1/5/4/7, Account from John Devall to Sir Rowland Winn, 5th Baronet of Nostell, for the Library chimneypiece at Nostell, 23 July 1767.

⁵⁵ WYAS, WYL1352(2) C3/1/5/2/1, Letter from Robert Adam to Sir Rowland Winn, 5th Baronet of Nostell, regarding Zucchi's pictures, drawings for the Hall and Saloon, door furniture, and the Library chimney at Nostell, 18 August 1767.

⁵⁶ WYAS WYL1352(1) A4/1530/39, Letter from Henry Allen to Sir Rowland Winn, 5th Baronet of Nostell, regarding furniture from Chippendale, and books sent to Nostell from London, 6 July 1767.

⁵⁷ WYAS WYL1352(2) C3/1/6/11, Ledger recording expenditure on the Nostell estate, 1793-96, including £145/4s/0d. sent to George Guest.

Billiard Room (catalogue numbers 95-96)

Catalogue number: 95

Purpose: Design from the Adam office for a ceiling rose for the Billiard Room; as executed

Aspect: Plan of a rectangular ceiling containing a circular compartment, with a central patera enclosed by a band of miniature rosettes enclosed within lozenges

Scale: bar scale of 4 1/5 inches to 10 feet

Inscribed: *Design of a Ceiling for Sir Rowland Winn's Dressing Room*

Datable to: c.1766


Medium: Pen and wash

Dimensions: 315 x 320 mm

Hand: Adam office draughtsman, possibly Robert Nasmith or William Hamilton

NT reference: [17]107, YRK 19730

Location: Nostell Priory drawings press



Catalogue number: 96

Purpose: Designs by Robert Adam for the Venetian window in the Billiard Room; as executed

Aspect: Plan of the soffit to a window, a section through a window, and a detail for a pilaster ornamented with unlobed acanthus leaves

Scale: to a scale

Inscribed: *Part of Panel over Pilaster at large / Section through the / Window / Plan of the Soffit of this Venetian Window / N.B. This Circular part / is here extended / The Mouldings for the Panels of the Shutters / will be the same as that for the Doors but rather smaller* (verso) letter from Robert Adam

Dated: (verso) 14 October 1766


Medium: Pen

Dimensions: 315 x 365 mm

Hand: Robert Adam

WYAS reference: WYL 1352(1) A4/1525/35

Location: West Yorkshire Archive Service, Wakefield



Catalogue numbers 95-96: Billiard Room notes:

These drawings are discussed in Volume 1, Chapter 3, part ii.

In the fourth volume of *Vitruvius Britannicus* (fig. 12) James Paine designated the Billiard Room as a family bed room. The room remained a shell in 1765. On his arrival, Robert Adam converted the Billiard Room into the 5th Baronet's green dressing room. Significantly, the 5th Baronet's green dressing room was adjacent to the new Library (see Volume 1). Adam's design for the ceiling of the green dressing room, shown in drawing 95, was sent to Nostell in 1766.⁵⁸ The ceiling was executed almost exactly in accordance with the drawing by Joseph Rose (junior) during the years 1766-77 at a cost of £40/4s/d.⁵⁹

An extant memorandum of Adam's drawings sent to Nostell with Benjamin Ware includes numerous designs for the Billiard Room.⁶⁰ The drawings listed in Adam's memorandum include laid-out wall-elevations, capitals, bases, the ceiling (possibly drawing 95), a working drawing for the ceiling rose, a frame and the entablature and archivolt for the Venetian window. The majority of these drawings do not survive as they were returned to London in January 1773.⁶¹

Drawing 96 was sent to Nostell separately. It arrived in a letter from Adam to Ware dated 14 October 1766. In this letter Adam explains that the paneling to the soffit of the Venetian window should match the shutters. Drawing 96, as well as the extant window, illustrates this.

⁵⁸ WYAS WYL 1352(1) A4/1526/27, Letter from Robert Adam to Sir Rowland Winn, 5th Baronet of Nostell, regarding various drawings, 16 August 1766.

⁵⁹ WYAS, WYL 1352(2) C3/1/5/4/2, Account from Joseph Rose to Sir Rowland Winn, 5th Baronet of Nostell, 1766-1777.

⁶⁰ WYAS, WYL 1352(1) A4/1528/61, Memorandum of drawings left at Nostell, no date.

⁶¹ WYAS, WYL 1352(1) A4/1528/62, A list of mouldings and sections sent from Nostell to London, 1773.

Family apartment (catalogue numbers 97-100)

Catalogue number: 97

Purpose: Presentation drawing from the Adam office for Lady Sabine Winn's dressing room (now the Little Drawing Room); as executed

Aspect: Plan and laid-out wall-elevations for a room with one window, and opposite is a wall with an apsidal end containing a closet and a small apse, and with a chimneypiece on the side wall with a roundel overmantel

Scale: bar scale of 2/5 inch to 1 foot

Inscribed: *Design for finishing the four sides of Lady Winn's Dressing room / at Nostell and some measurements given*

Datable to: c.1767


Medium: Pen and wash within a single ruled border

Dimensions: 580 x 485 mm

Hand: Adam office draughtsman, possibly Joseph Bonomi

NT reference: [17]106

Location: Nostell Priory drawings press



Catalogue number: 98

Purpose: Design by Thomas Chippendale for an overmantel mirror frame for Lady Sabine Winn's dressing room (now the Little Drawing Room); executed with alterations

Aspect: Part elevation of an oval mirror frame ornamented with arabesques, and surmounted by an anthemion and urn, and hung from drops of bell flowers

Scale: to a scale

Inscribed: (verso) letter from Thomas Chippendale

Dated: (verso) *5 N^{umber} 1767*

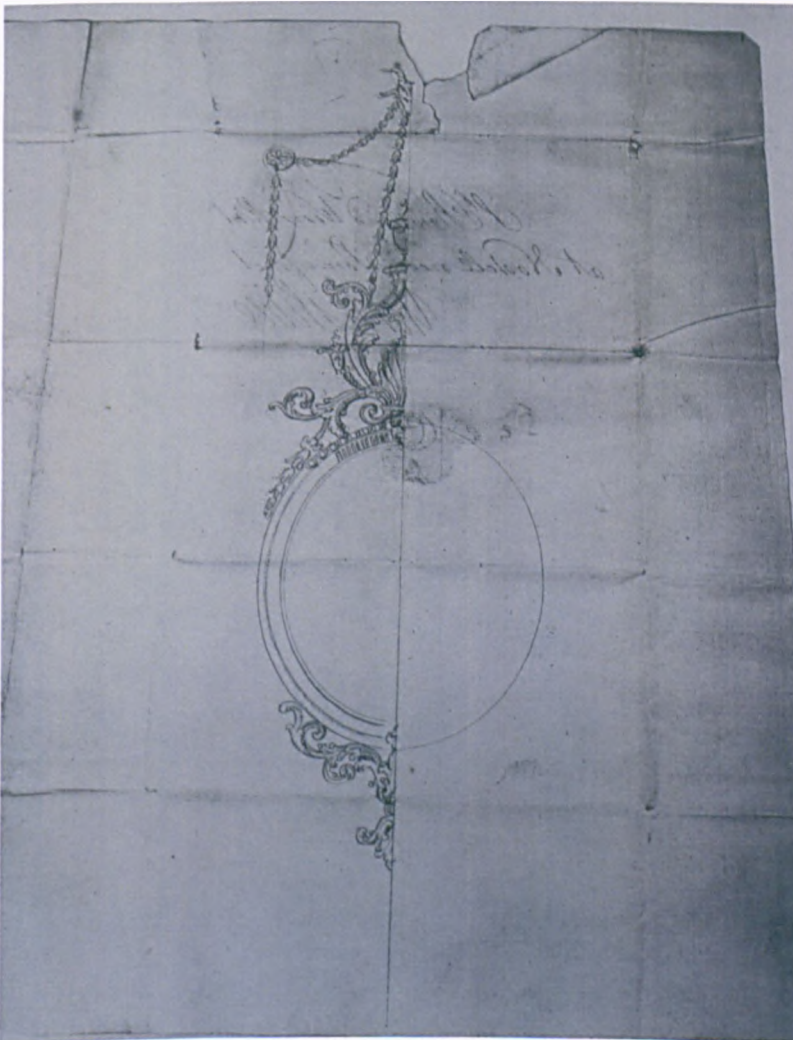
Medium: Pen

Dimensions: 400 x 325 mm

Hand: Thomas Chippendale

WYAS reference: WYL1352(2) C3/1/5/3/11

Location: West Yorkshire Archive Service, Wakefield



Catalogue number: 99

Purpose: Preliminary design by Antonio Zucchi for the ceiling for Lady Sabine Winn's bedchamber (now the Little Dining Room); unexecuted

Aspect: Rough plan of a compartmental rectangular, coved ceiling, ornamented with medallions, figurative panels, and arabesques

Scale: not to scale

Inscribed: *For Lady Winn's Bed Chamber / To send this to Mr Adon*

Datable to: c.1767

Medium: Pen and pencil

Dimensions: 390 x 325 mm

Watermark: VI

Hand: Antonio Zucchi

NT reference: [17]108, YRK 19719

Location: Nostell Priory drawings press



Catalogue number: 100

Purpose: Preliminary design by Sir Rowland Winn, 5th Baronet of Nostell, for the arrangement of pictures in Lady Sabine Winn's bedchamber (now the Little Dining Room); it is not known if this arrangement was executed

Aspect: Wall-elevations showing a proposed arrangement of pictures (verso) another wall

Scale: to a scale

Inscribed: (in pencil within the frames) *Zuabi / Bayham / Cabind / Van / Blomion / Zuabi / Latham / Guido / Cleopatra / Latham / Janick / Foy / Foy / Janick* [verso in pencil within the frames] *Zuabi / Lambert / Mdiver / Dortmund / Van Hoop / Zuabi / Janick / Rembt / Soldiers / Rembt / Janick*

Datable to: c.1767

Medium: Pen and pencil

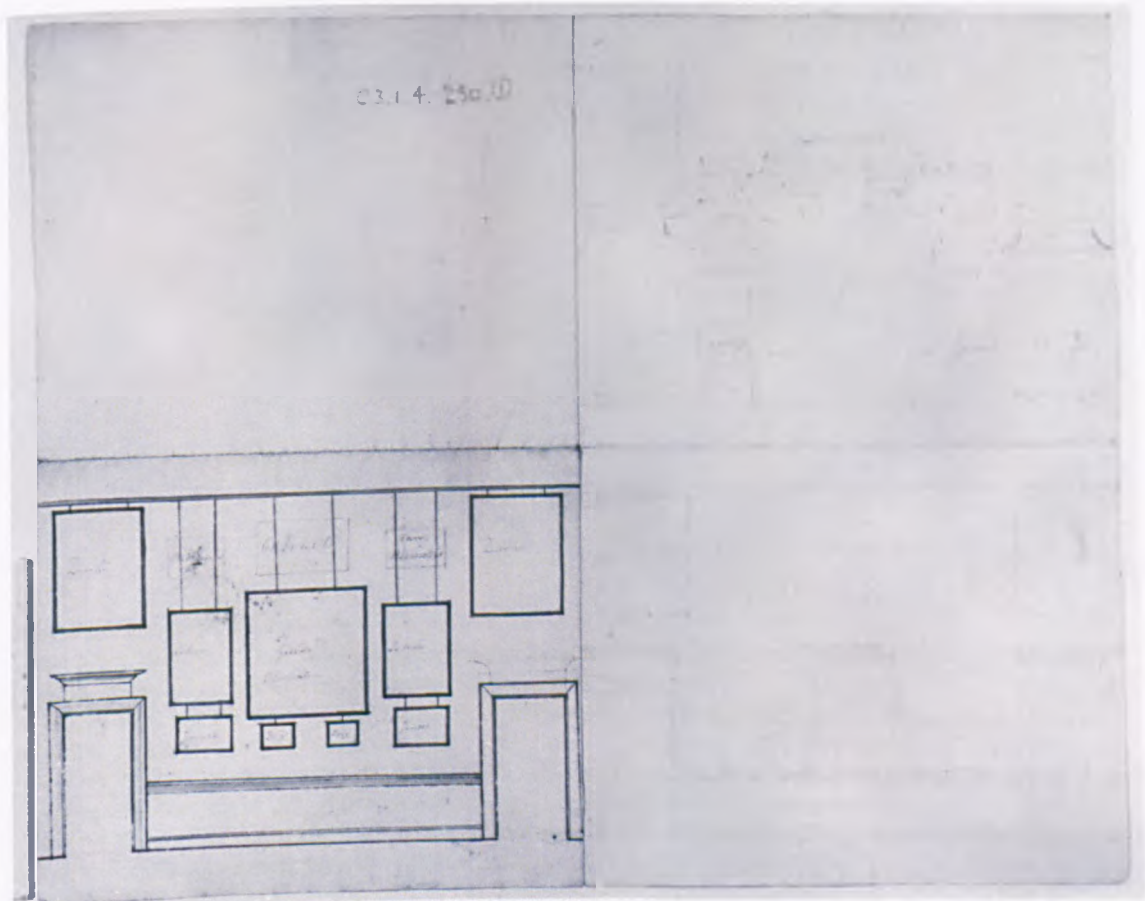
Dimensions: 320 x 405 mm

Watermark: Lion in a crowned cartouche

Hand: Sir Rowland Winn, 5th Baronet of Nostell

NT reference: [19], YRK 19714

Location: Private collection of Lord St Oswald



Catalogue numbers 97-100: Family apartment, notes:

These drawings are discussed in Volume 1, Chapter 3, part iii.

Both James Paine and Robert Adam decorated the family rooms in the north-east corner of the central block. These rooms first belonged to the 4th Baronet;⁶² and then to Sabine. Robert Adam's laid-out wall-elevations for Sabine's dressing room – now part of the Little Dining Room – are shown in drawing 97. Adam sent his bill for drawing 97, as well as a drawing for a chimneypiece which does not survive, to the 5th Baronet in 1782.⁶³

Painted panels were provided for Sabine's bedchamber by Antonio Zucchi in 1772.⁶⁴ However, Zucchi's design for the ceiling of Sabine's bedchamber, shown in drawing 99, was not executed.

Sabine's rooms were largely finished by 1767,⁶⁵ but they were redecorated in 1819 by Thomas Ward when Charles Winn married Priscilla Strickland.⁶⁶ The rooms remain a family apartment, having been turned into a family dining room and family drawing room during the twentieth century.

⁶² WYAS WYL 1352(1) A4/ 1539/ 16, Inventory of beds at Nostell, 26 March 1763. This inventory lists the number of bed in each room across the whole estate of Nostell.

⁶³ WYAS WYL 1352(1) A4/ 1551/ 2, Letter from Robert Adam to Sir Rowland Winn, 5th Baronet of Nostell, regarding drawings sent to Nostell, no date.

⁶⁴ WYAS WYL 1352(1) A4/ 1528/ 59, Letter from Antonio Zucchi to Sir Rowland Winn, 5th Baronet of Nostell, regarding the hanging of paintings in the family apartment at Nostell, 7 December 1772.

⁶⁵ WYAS WYL 1352(1) A4/ 1525/ 21, Letter from Robert Adam to Benjamin Ware, regarding various items sent to Nostell including drawings for the Saloon, N.D.

⁶⁶ WYAS WYL 1352(1) C3/ 1/ 5/ 6/ 2, Account from Thomas Ward to Charles Winn for work done at Nostell in 1819-21, 24 May 1823.

Saloon (catalogue numbers 101-120)

Catalogue number: 101-102

Purpose: (101-102) Preliminary design and presentation drawing from the Adam office for the Saloon; (101) executed with alterations; (102) as executed

Aspect: (101) Plan and laid-out wall-elevations of a rectangular room with three windows and two pier glasses, and opposite is a door within an apse flanked by large pictures, and with chimneypieces on the side walls, with large picture overmantels, flanked by doors, and with a coved ceiling
(102) Plan and laid-out wall-elevations for a rectangular room with three windows and two pier glasses, and opposite is a door within an apse flanked by large pictures, and with chimneypieces on the side walls, with large picture overmantels, flanked by doors, and with a coved ceiling ornamented with lunettes

Scale: (101-102) bar scale of 3 inches to 10 feet

Inscribed: (101) *Plan and Section of the Saloon at Nostell / Frames to be fixed in / the wall to receive / the Picture / stucco from the inner moulding wood / Frame to be fixed in the wall / to receive a Picture / while / The Spaces A to be all the same / stucco stork Panel / Crown Cornice / Wood / Glass / Stucco / Frame Stucco and the Inner / moulding of wood and measurements given and individual elements marked to indicate the intended colour. These are *Pea Green, Dark Red and Light Pink*
(102) *Design for finishing the four Sides of the Saloon at Nostell the Seat of Sir Rowland Winn Baronet* and some measurements given*

Date range: (101-102) 1767-68

Medium: (101) Pen, pencil and brown pencil, with coloured washes including green; (102) pen and wash and brown wash, annotated in feint charcoal

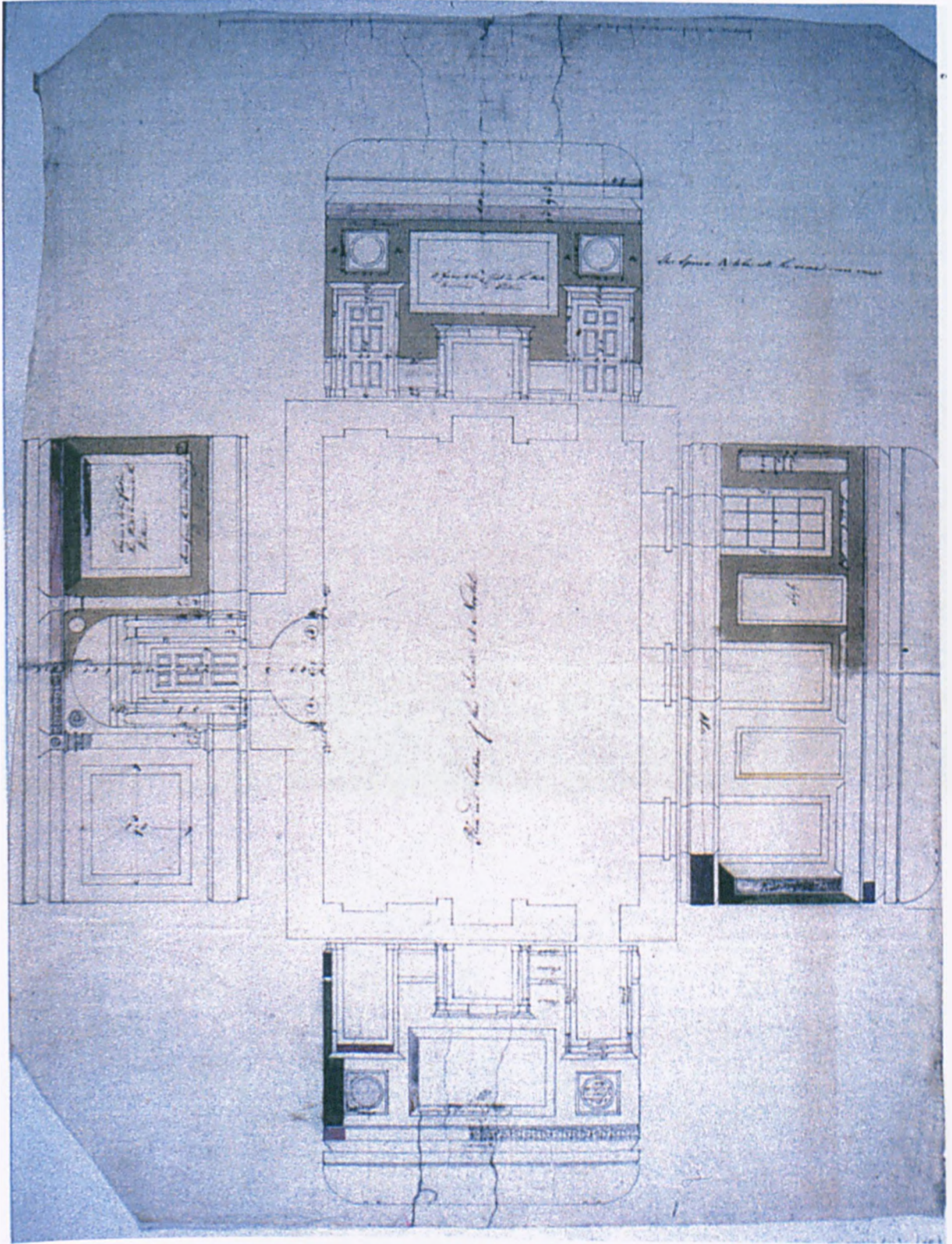
Dimensions: (101) 750 x 570 mm; (102) 630 x 880 mm


Watermark: (101-102) *D& CBLA UW* and *XD& CB* within a cartouche

Hand: (101) Robert Adam; (102) Adam office draughtsman, possibly Joseph Bonomi, and annotated in a later hand

NT reference: (101) [17]14; (102) [17]13

Location: (101-102) Nostell Priory drawings press






Catalogue number: 103-108


- Purpose: Variant preliminary design, presentation drawings and record drawings by Robert Adam for a ceiling for the Saloon; (103-105) unexecuted; (106-108) as executed
- Aspect: (103) Plan of a rectangular coved ceiling, with a tripartite central flat, ornamented with a central square containing a rosette encircled by a fan, within a lozenge encircled by rosettes, and peltoid shields, and the outer compartments contain foliate ornamentation. The cove is ornamented with medallions and lunettes containing fans and enclosed drops of calyx
(104) Plan as drawing 103, but the tripartite central flat is divided bands of calyx and anthemias
(105) Plan as drawing 104
(106) Plan of a rectangular coved ceiling, with a tripartite central flat ornamented with a central square compartment containing a medallion encircled by enclosed anthemias, and lunettes and fans, and the outer compartments contain lunettes and lozenges of bell flowers. All three compartments have border of calyx and anthemias, and the central flat has a border of Vitruvian scroll with foliage. The cove is ornamented with medallions and lunettes containing enclosed anthemias
(107) Plan as drawing 106
(108) Plan as drawing 106
- Scale: (103, 106) to a scale; (104) bar scale of 5 1/5 inches to 10 feet; (105, 107-108) bar scale of 1/2 inch to 1 foot
- Inscribed: (104) *Design of a Ceiling for the Saloon at Nostell the Seat of Sir Rowland Wynn Baronet*
(105) *Ciding of the Saloon at Nostell*
(106) *Design for a Ceiling for the Saloon at Nostell in Yorkshire*
(107) *Flat part of the Saloon Ceiling at Nostell* (and in pencil) *Les médaillons porphir clair / fond des grand médaillons couleur de pierre* and colours numbered and labelled in French, including *Vet*, *Rose* and *Couleur du Ciel*
(108) *Ciding for the Saloon at Nostell* and some measurements given and letters to indicate colours
- Date range and dated: (103-104, 106-107) 1767-70; (105) 1770; (108) 1767
- Medium: (103) Pencil; (104) pen and wash within a single ruled border; (105) pen; (106, 108) pen, wash and coloured washes including pink and green; (107) pen and pencil
- Dimensions: (103) 405 x 560 mm; (104) 470 x 635 mm; (105) 440 x 590 mm; (106) 505 x 665 mm; (107) 345 x 515 mm; (108) 420 x 575 mm
- Watermark: (104) *XDE CBLAUW* within a cartouche; (106) *IVILLEDARY* and a Strasburg lily within a crowned cartouche; (107) *LVG* and Strasburg lily within a crowned cartouche
- Hand: (103) Robert Adam; (104, 106, 108) Adam office draughtsman, possibly Joseph Bonomi; (105, 107) Adam office draughtsman
- SM and NT references: (103) Adam volume 8/77; (104) [17]17, YRK 19356; (105) Adam volume 11/228; (106) [17]18; (107) [17]19, YRK 19597; (108) Adam volume 11/227

Location: (103, 105, 108) Sir John Soane's Museum; (104, 106) Private collection of Lord St Oswald; (107) Nostell Priory drawings press


(103)



(104)




(105)




225.


(106)



(107)



(108)



Catalogue number: 109

Purpose: Design from the Adam office for the semidome of the apse in the Saloon; executed with alterations

Aspect: Plan and detail of a semidome, ornamented with a central patera, enclosed by Vitruvian scroll and a fan, and encircled by oval medallions, and showing the soffit to the screen. With an unfinished detail in the top left-hand corner

Scale: bar scale of 2 inches to 1 foot

Inscribed: *Saloon Niche Had at Nostd the Seat of Sir Rowland Winn Bart* [in the hand of William Adam (junior)]

Datable to: c.1770


Medium: Pen, pencil and wash

Dimensions: 345 x 510 mm

Hand: Adam office draughtsman, and with title inscription in the hand of William Adam (junior)

SM reference: Adam volume 41/46

Location: Sir John Soane's Museum



Catalogue number: 110

Purpose: Designs from the Adam office for various mouldings for the Saloon; some executed

Aspect: Details of various mouldings, including beading, unlobed acanthus leaves, fretwork, egg and dart, and guilloche

Scale: full size

Inscribed: *Mouldings for the Saloon at Nostell / Subbase / Architrave for Windows / Moulding for Door Panels / Centre of Panel to finish so / Mouldings for Panels of shutters / Base / Architrave for Doors / Jaw of Pilaster / finishing line of Wall / March 17 1768*

Dates: *March 17 1768*

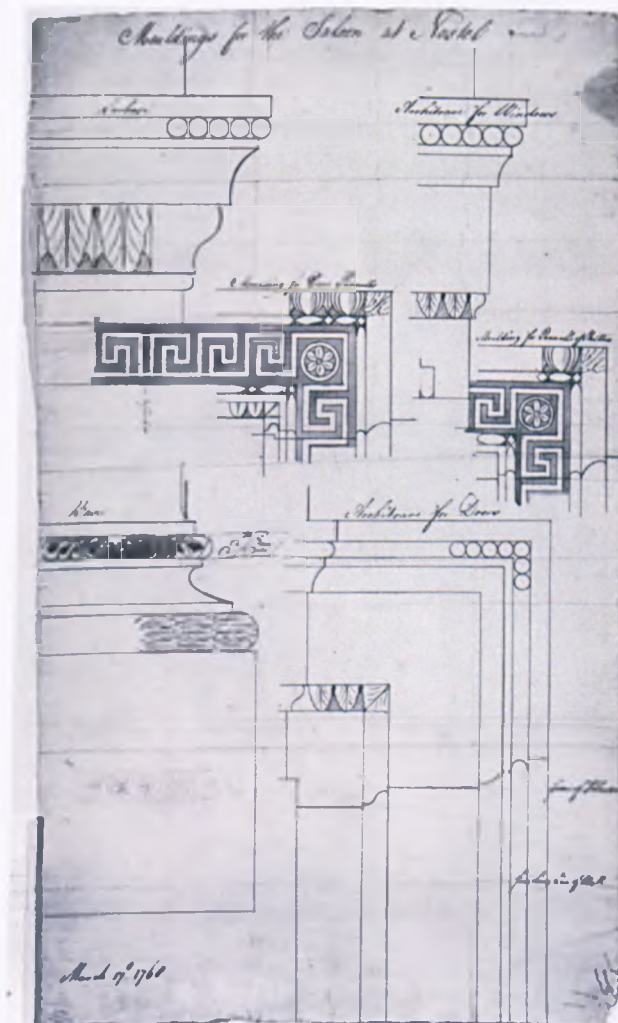
Medium: Pen and pencil

Dimensions: 590 x 340 mm

Hand: Adam office draughtsman

NT reference: [17]16, YRK 19598

Location: Nostell Priory drawings press



Catalogue number: 111-115

- Purpose: (111-115) Designs by Antonio Zucchi for a medallion for the Saloon; as executed
- Aspect: (111) Apollo seated in the chariot of the sun within a roundel
(112) Spring: Flora holding a wreath with a putto within a roundel
(113) Summer: Ceres with sheaves of corn and putto within a roundel
(114) Autumn: Bacchus seated holding a goblet within a roundel
(115) Winter: Chronos seated within a roundel
- Scale: (111-115) full size
- Inscribed: (111) *Bas Relief for the Centre of the Saloon Ceiling at Nostd / soffit* (in pencil)
(112) *Bas relief for Circular Panel over / Saloon Door at Nostd*
(113) *Bas Relief for Circular Panel / over Saloon Door at Nostd*
(114) *For Circular Panel over Saloon Door / at Nostd*
(115) *For Circular Panel over Saloon Door / at Nostd*
- Date range: (111-115) c.1767-76
- Medium: (111-115) Charcoal, wash and sepia wash
- Dimensions: (111, 113-114) dimensions unknown (4 sheets affixed); (112) dimensions unknown (6 sheets affixed)
- Hand: (111-115) Antonio Zucchi
- NT reference: (111)[17]20; (112)[17]21; (113)[17]22; (114)[17]23; (115)[17]24
- Location: (111-115) Private collection of Lord St Oswald
- Note: (111-115) Drawings not available for photography

Catalogue number: 116

Purpose: Preliminary design in an unknown hand for the saloon showing the arrangement of pictures; as executed

Aspect: Plan for a rectangular room with three windows, and a door in the opposite wall, flanked by two pictures, and chimneypieces on the side walls each with a further picture

Scale: to a scale

Inscribed: *Door Side/ Window Side/ Chimney Side/ Chimney Side* and the location of each picture is numbered

Date range: 1767-76

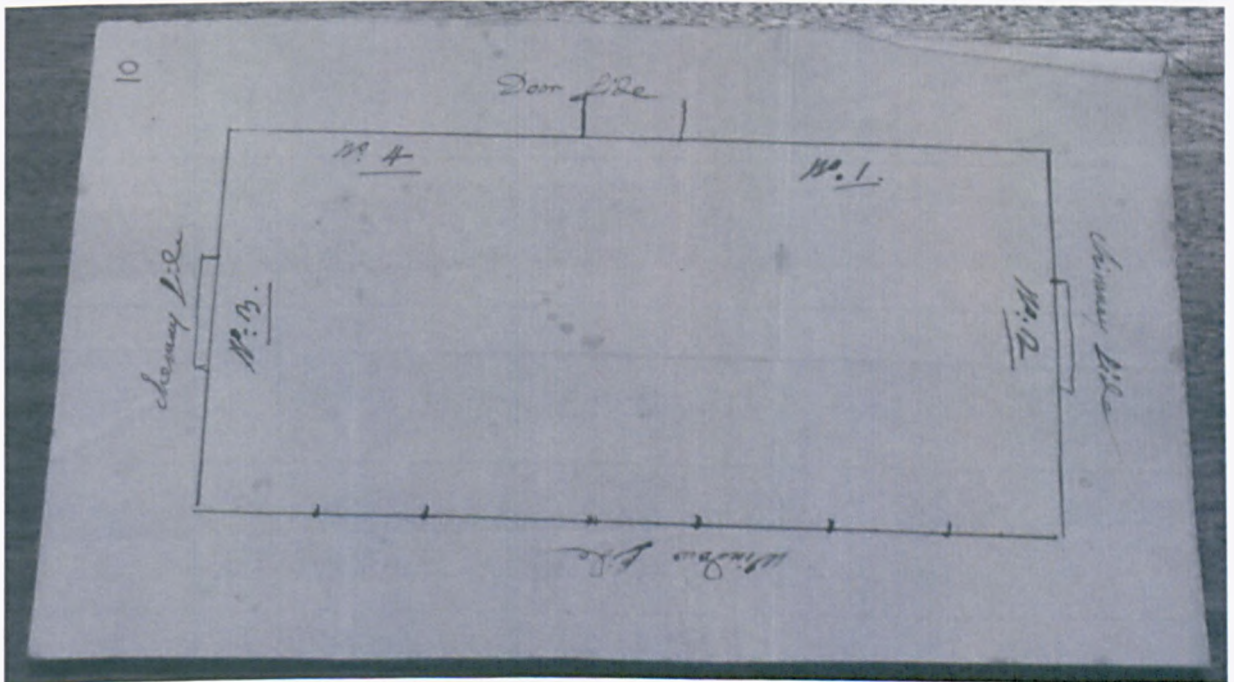
Medium: Pen

Dimensions: 125 x 195 mm

Hand: Unknown eighteenth-century draughtsman, possibly Sir Rowland Winn, 5th Baronet of Nostell

WYAS reference: WYL1352(2)C3/1/5/4/10

Location: West Yorkshire Archive Service, Wakefield



Catalogue number: 117

Purpose: Design from the Adam office for a chimneypiece for the Saloon; as executed

Aspect: Elevation of a chimneypiece with engaged fluted Spalatro columns, and a frieze ornamented with urns and anthemias, and enclosed patera in the entablature blocks

Scale: bar scale of 2 inches to 1 foot

Inscribed: *Chimney piece for the Saloon at Nostel*

Dated: 1772


Medium: Pen and wash

Dimensions: 310 x 420 mm

Hand: Adam office draughtsman, possibly William Hamilton

SM reference: Adam volume 22/ 226

Location: Sir John Soane's Museum



Catalogue number: 118

Purpose: Design from the Adam office for a mirror frame for the Saloon; as executed

Aspect: Elevation of a rectangular pier glass, surmounted by a medallion and winged sphinxes, and with an apron of masks, an anthemion, and festoons

Scale: to a scale

Inscribed: *Design of a Glass frame for the Saloon at Nostd (verso) Glass frame for Saloon*

Datable to: c.1770

Medium: Pencil and coloured washes including yellow and blue


Sight dimension: 459 x 300 mm

Watermark: *L V G* and Strasburg lily within crowned cartouche

Hand: Adam office draughtsman, possibly Joseph Bonomi

NT reference: [17]25

Location: Private collection of Lord St Oswald




Catalogue number: 119-120

- Purpose: (119) Presentation drawing from the Adam office for two tables for the Saloon and Top Hall, the table for the Saloon; as executed
(120) Working drawing from the Adam office for a table top for the Saloon; as executed
- Aspect: (119) Plan of a table top ornamented with a band of cameos, and elevations of two table frames, each with four legs, the first ornamented with figurative medallions, and the second with herm legs, both with a fluted table rail and an apron of festoons
(120) Detail of a segmental scagliola table top, ornamented with bands of beading, fluting, swags, anthemias, enclosed rosettes and cameos
- Scale: (119) bar scale of 2 ¼ inches to 1 foot; (120) full size
- Inscribed: (119) *Plan and Elevation of two Tables for the Saloon/ the tops to be of Scagliola/ Design of two Tables for the Hall to have Statuary Slabs/ at Nostel*
(120) *For Sir Rowland Winn* [in the hand of William Adam (junior)]/ *Slabs for the Saloon at Nostel/ Green/ Dark brown/ Black & White*
- Dated: (119) *A delphi/ 10 June 1775* (120) *A delphi August 12 1775*
- Medium: (119-120) Pen, pencil and coloured washes including pink and yellow
- Dimensions: (119) 590 x 440 mm; (120) 650 x 490 mm
- Hand: (119-120) Adam office draughtsman, possibly Joseph Bonomi; (120) with an addition to the title inscription in the hand of William Adam (junior)
- SM reference: (119) Adam volume 17/ 28; (120) Adam volume 49/ 42
- Location: (119-120) Sir John Soane's Museum

(119)



(120)



Catalogue numbers 101-120: Saloon notes

These drawings are discussed in Volume 1, Chapter 3, part ii.

Adam sent laid-out wall-elevations for the Saloon (possibly drawing 101 or 102) in November 1767.⁶⁷ At the same time he sent a working drawing for the frieze which does not survive. James Adam sent drawings for the base, surbase, architraves for the doors and windows, and shutter mouldings in March 1768.⁶⁸ John Austin – the Adam office clerk – sent drawings for the ceiling (possibly drawings 104-107), pilasters, a frieze for the niche, wall and overdoor panels, the door entablature and panels for the window wall in May 1770.⁶⁹ Austin also sent drawings for the niche head, pilaster capitals, the niche screen soffit, a mirror frame (drawing 118) and an architrave for the doors in December 1770.⁷⁰ Many of these drawings were returned to London in 1773.⁷¹

Joseph Rose (junior) began work on the ceiling of the Saloon in 1770.⁷² He charged a total of £328/8s/10d. for his work in this room.⁷³ The chimneypieces for the Saloon, carved by John Devall,⁷⁴ were installed in 1774.⁷⁵ Sefferin Nelson made the curtain cornices, which remain *in situ*. For these he charged £40/19s/0d. in June 1772.⁷⁶ Antonio Zucchi's paintings for the Saloon were supplied in August 1776.⁷⁷ A design for the disposition of Zucchi's large ruinscapes is shown in drawing 116, possibly in the hand of the 5th Baronet himself. The furniture for the Saloon was supplied by Thomas Chippendale, who sent his bill to the 5th Baronet's executors in 1785.⁷⁸

The niche head is shown as executed in drawing 109. This niche was originally screened, but the columns were removed. The room was repainted for Charles Winn during the years 1822-24.⁷⁹

⁶⁷ WYAS, WYL 1352(1) A4/1525/34, Letter from James Adam to Benjamin Ware, regarding drawings for the Saloon at Nostell, 18 November 1767.

⁶⁸ WYAS WYL 1352(1) A4/1525/37, Letter from James Adam to Benjamin Ware, regarding drawings for the Saloon and Tapestry Room at Nostell, 19 March 1768.

⁶⁹ WYAS WYL 1352(1) A4/1525/4, Letter from John Austin to Benjamin Ware regarding the delivery of drawings for the Saloon at Nostell, 2 May 1770.

⁷⁰ WYAS, WYL 1352(1) A4/1525/38, Letter from John Austin to Benjamin Ware, regarding drawings for the Top Hall and the Library at Nostell, 19 December 1770.

⁷¹ WYAS, WYL 1352(1) A4/1528/62, A list of mouldings and sections sent from Nostell to London, 1773.

⁷² WYAS, WYL 1352(1) A4/1525/48, Letter from John Austin to Benjamin Ware, regarding the height of the ceiling in the Saloon at Nostell, 19 December 1769.

⁷³ WYAS, WYL 1352(2) C3/1/5/4/2, Account from Joseph Rose to Sir Rowland Winn, 5th Baronet of Nostell, 1766-1777.

⁷⁴ WYAS WYL 1352(1) A4/1525/36, Letter from Henry Gill to Benjamin Ware, regarding John Devall's chimneypiece for the Saloon at Nostell being ready, 12 [no month] 1773.

⁷⁵ WYAS, WYL 1352(2) C3/1/5/4/2, Account from Joseph Rose to Sir Rowland Winn, 5th Baronet of Nostell, 1766-1777.

⁷⁶ WYAS WYL 1352(1) A4/1585/1, Accounts from Sefferin Nelson to Sir Rowland Winn, 5th Baronet of Nostell, for work done on the Saloon curtain cornices, pedestals and vases for Nostell, 27 June 1772 and 5 June 1773.

⁷⁷ WYAS, WYL 1352(2) C3/1/5/3A/5, Letter from Antonio Zucchi to Sir Rowland Winn, 5th Baronet of Nostell, regarding canvasses for the Saloon and the Top Hall at Nostell, 16 August 1776.

⁷⁸ WYAS WYL 1352(1) A4/1551/6, Account from Thomas Chippendale to Sir Rowland Winn, 5th Baronet of Nostell, for furniture for the Saloon at Nostell, 1785.

⁷⁹ WYAS WYL 1352(2) C3/1/5/6/8, Account from Thomas Ward to Charles Winn, 1822-24.

Tapestry Room (catalogue numbers 121-130)

Catalogue number: 121

Purpose: Preliminary design from the Adam office for the great drawing room (now the Tapestry room); unexecuted

Aspect: Plan and laid-out wall-elevations for a rectangular room with three windows, and a chimney wall opposite with a picture frame overmantel, and pictures on the side walls. The walls are articulated by paired Doric pilasters, and ornamented with overdoor roundels

Scale: bar scale of 3 1/5 inches to 10 feet

Inscribed: *Section of the Great Drawing Room at Nostell / The Doors to be the same / as the Library / N.B. The Pilasters are to project / one inch before the finishing / The Dotted Line shows how the Roses in the upper moulding / of the cornice are to be divided / N.B. The spaces marked / B on each side of / the Windows to be / equal except that / marked BX which / will be a little more / N.B. The Spaces marked A / on each side of the doors / to be equal / Glass / Curtain cornice (verso) Sir Rowland Winn*

Datable to: 1767

Medium: Pen, pencil and brown pen

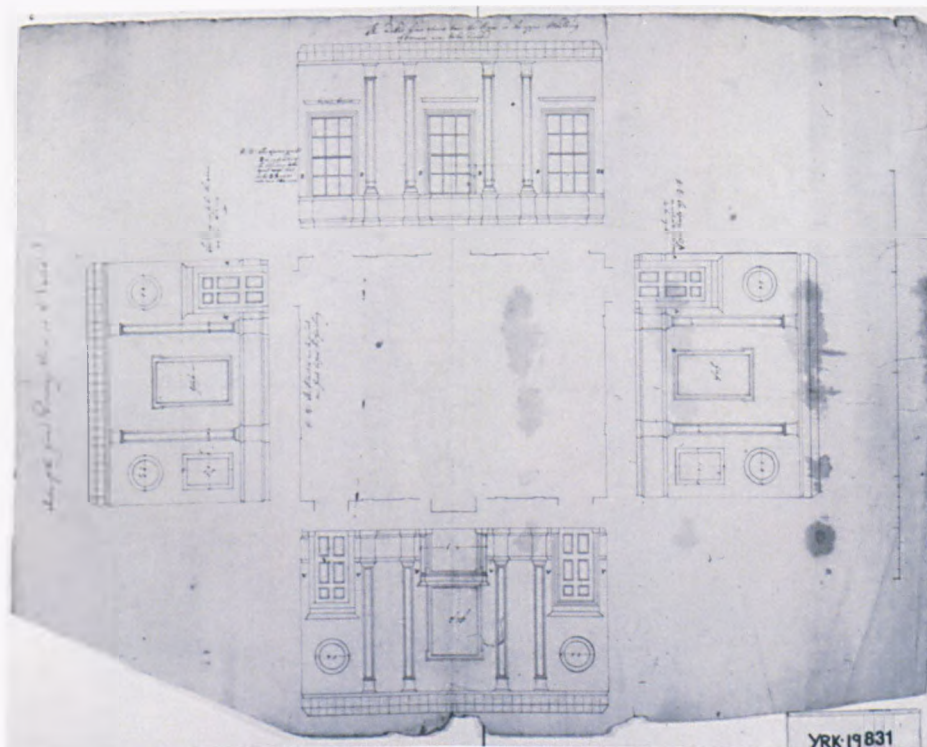
Dimensions: 640 x 845 mm

Watermark: Footed P

Hand: Adam office draughtsman, possibly William Hamilton or Joseph Bonomi

NT reference: [17]6, YRK 19831


Location: Nostell Priory drawings press




Catalogue number: 122-123

- Purpose: (122-123) Presentation drawing and record drawing from the Adam office for the ceiling for the great drawing room (now the Tapestry Room); (122) unexecuted; (123) as executed
- Aspect: (122) Plan of a rectangular ceiling with a central square compartment, flanked by bands of fretwork and scrolled heart. The square compartment has a central patera encircled by calyx and a band of Vitruvian scroll, framed by arabesques, anthemias, and with an outer border of lunettes, cameos and panels containing urns and arabesques
(123) Plan of a rectangular tripartite ceiling with circular and semicircular medallions, arranged around a fan enclosing arabesques, and a diamond pattern in the bordering compartments
- Scale: (122) bar scale of 4 1/5 inches to 10 feet; (123) bar scale of 1/2 inch to 1 foot
- Inscribed: (123) *Ciding for the Drawing room at Nostel / Cornice / Cornice / Cornice / Cornice / Picture Blue ground / Picture c / green ground* and some measurements given
- Datable to and dated: (122) 1767; (123) 1767
- Medium: (122) Pen and wash; (23) pen, pencil and coloured washes including yellow
- Dimensions: (122) 330 x 425 mm; (123) 320 x 405 mm
- Hand: (122) Adam office draughtsman; (123) Adam office draughtsman, possibly Giuseppe Manocchi
- NT and SM references: (122) [17]7, YRK 19733; (123) Adam volume 11/225
- Location: (122) Nostell Priory drawings press; (123) Sir John Soane's Museum

(122)



(123)



Catalogue number: 124-125

Purpose: (124-125) Presentation drawing and record drawing from the Adam office for a chimneypiece for the great drawing room (now the Tapestry Room); executed with alterations

Aspect: (124) Elevation of a chimneypiece with Corinthian pilasters ornamented with drops, an architrave of anthemion, a frieze of winged sphinxes, a figurative oval tablet, and peltoid shields in the entablature blocks
(125) Elevation as drawing 124

Scale: (124-125) bar scale of 1 ½ inches to 1 foot

Inscribed: (124) *Chimneypiece for the Drawing room at Nostel*
(125) *Chimneypiece for the Drawing room at Nostel*

Dated: (124-125) 1767

Medium: (124) Pen and wash; (125) pen and pencil


Dimensions: (124) 290 x 400 mm; (125) 285 x 400 mm

Hand: (124) Adam office draughtsman, possibly William Hamilton; (125) Adam office draughtsman


SM reference: (124) SM Adam volume 22/ 224; (125) Adam volume 22/ 225

Location: (124-125) Sir John Soane's Museum

(124)



(125)



Catalogue number: 126-130

Purpose: (126-130) Designs by Antonio Zucchi for a overdoor medallion in the Tapestry Room; as executed

Aspect: (126) Flora attended by putti
(127) Apollo with nymphs attending the horses of the sun within a roundel
(128) Apollo with nymphs attending the horses of the sun within a roundel
(129) Apollo with nymphs attending the horses of the sun within a roundel
(130) Flora attended by putti within a roundel

Scale: (126-130) to a scale

Date range: (126-130) 1767-68

Medium: (126-130) Charcoal

Dimensions: (126) 295 x 355 mm; (127) 295 x 355 mm; (128) 295 x 355 mm; (129) 295 x 355 mm; (130) 590 x 710 mm

Hand: (126-130) Antonio Zucchi

NT reference: (126) [17]8, YRK 19738; (127) [17]9, YRK 19727; (128) [17]10, YRK 19725; (129) [17]11, YRK 19726; (130) [17]12, YRK 19724

Location: (126-130) Nostell Priory drawings press

(126)



(127)




(128)



(129)



(130)



Catalogue numbers 121-130: Tapestry Room notes

These drawings are discussed in Volume 1, Chapter 3, part iii.

The Tapestry Room was a shell at the time of James Paine's dismissal in 1765. It was redesigned as a drawing room in the 1770s by Robert Adam. Adam made designs for the walls, shown in drawing 121, but only his design for the ceiling, shown in drawings 122-123, and the chimneypiece, shown in drawings 124-125 were executed. These drawings were sent to Nostell in April 1767.⁸⁰ Further drawings for the ceiling were sent to Nostell by James Adam in October 1767.⁸¹ The room was still unfinished in 1785. The Tapestry Room was described in the 1818 inventory as the 'unfinished drawing room'.⁸² The walls were finally clad when Charles Winn purchased a set of Flemish tapestries in the 1820s.⁸³

The ceiling of the Tapestry Room was executed by Joseph Rose (junior) during the years 1766-77 at a cost of £87/3s/2 ¼d.⁸⁴ Antonio Zucchi delivered his paintings for the ceiling and walls personally in September 1774.⁸⁵ Zucchi's medallion and semicircular painted panels survive in the ceiling of the Tapestry Room, but his overdoor medallions, shown in drawings 126-130, were removed to the Breakfast Room by Thomas Ward in the 1820s to make way for the tapestries.⁸⁶ There the overdoors were destroyed in the fire of 1980.

Robert Adam never finished the Tapestry Room. Despite this, Thomas Chippendale was commissioned to provide furniture. In June 1781 Chippendale wrote to the 5th Baronet, complaining that the furniture had been ready for two years and awaiting Sabine to select silk for upholstery.⁸⁷ Significantly, this is the only evidence of Sabine's involvement with the work at Nostell. In over 100 surviving letters between the 5th Baronet and his wife in the Nostell archive there is no indication that Sabine took any interest in Robert Adam or his work.⁸⁸

⁸⁰ WYAS WYL1352(1) A4/1525/26, Letter from Robert Adam to Benjamin Ware, regarding a list of drawings sent to Nostell via the York Post Coach, 18 April 1767.

⁸¹ WYAS WYL1352(1) A4/1525/7, Letter from James Adam to Benjamin Ware, regarding the Tapestry Room ceiling at Nostell, 14 October 1767.

⁸² WYAS, WYL1352(2) C4/1/15-15A, Inventory on the death of John Winn, 19 August 1818.

⁸³ WYAS WYL1352(1) A1/8/23/1-2, Papers regarding Charles Winn's acquisition of tapestries for the Tapestry Room at Nostell, 1820-21.

⁸⁴ WYAS, WYL1352(2) C3/1/5/4/2, Account from Joseph Rose to Sir Rowland Winn, 5th Baronet of Nostell, 1766-1777.

⁸⁵ WYAS, WYL1352(2) C3/1/5/2/10, Letter from Robert Adam to Sir Rowland Winn, 5th Baronet of Nostell, regarding drawings for the Top Hall, 27 September 1774.

⁸⁶ WYAS WYL1352(1) C3/1/5/6/2, Account from Thomas Ward to Charles Winn for work done at Nostell in 1819-21, 24 May 1823.

⁸⁷ WYAS WYL1352(1) A4/1587/5, Letter from Haig and Chippendale to Sir Rowland Winn, 5th Baronet of Nostell, regarding a list of furniture which had been finished for two years, and was in need of final orders, 30 June 1781.

⁸⁸ WYAS WYL1352(1) A1/5A/3, Letters to Sabine Winn from Sir Rowland Winn, 5th Baronet of Nostell, 1766-84.

State bathroom and water dose (catalogue numbers 131-132)

Catalogue number: 131

Purpose: Designs in an unknown hand for ornamentation to chimneypieces for the state bathroom; unexecuted

Aspect: Two trophies

Scale: to a scale

Date range: 1769-71

Medium: Brown pen

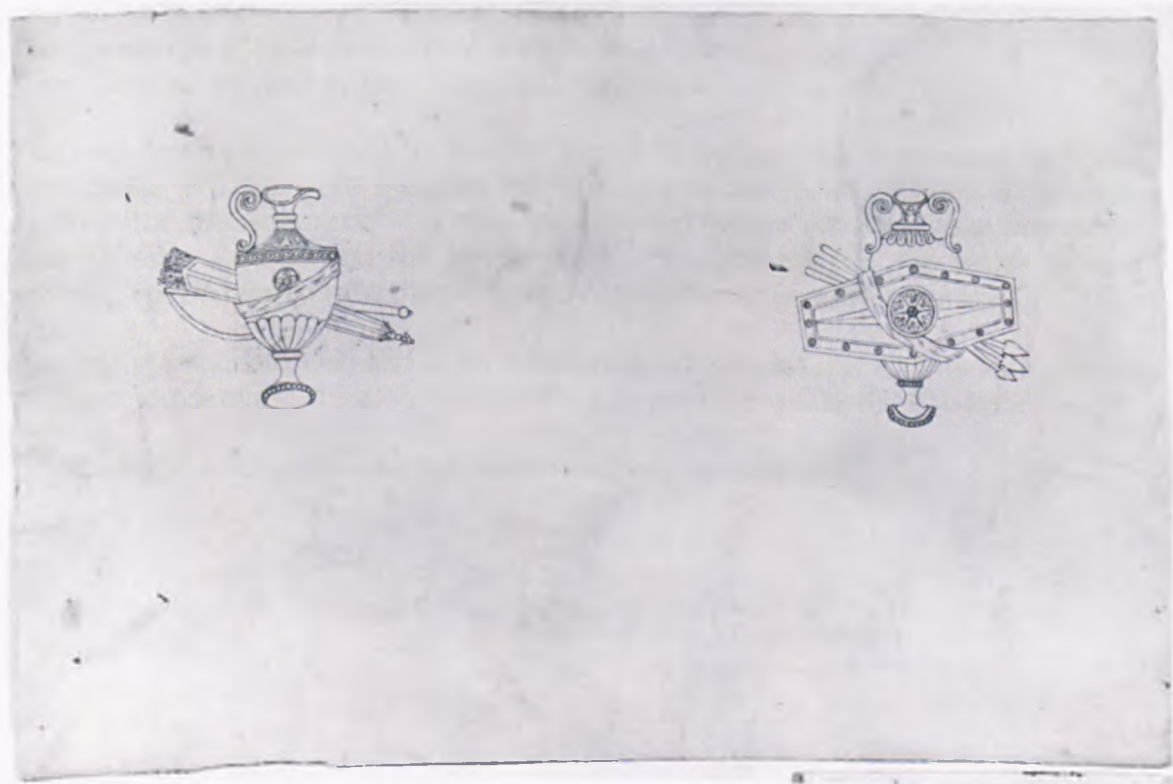
Dimensions: 250 x 390 mm

Watermark: Strasburg lily and *GR* surmounted by a crown

Hand: Unidentified eighteenth-century draughtsman

NT reference: [21], YRK 19720

Location: Private collection of Lord St Oswald



Catalogue number: 132

Purpose: Design from the Adam office for the water closet; as executed

Aspect: Plan and laid-out wall-elevations for a room with one window

Scale: bar scale of 1 1/3 inches to 1 foot

Inscribed: *Design for a Ciding for the Water Closet at Nostell*

Date range: 1766-76

Medium: Pen and wash within a single ruled border

Dimensions: 335 x 430 mm

Watermark: *JWHA TMAN*

Hand: Adam office draughtsman

NT reference: [17]109, YRK 19711

Location: Private collection of Lord St Oswald

Note: Drawing not available for photography

Catalogue numbers 131-132: State bathroom and water closet, notes

These drawings are discussed in Volume 1, Chapter 3, part ii.

The state apartment, including the closet – now a bathroom – was redecorated by Thomas Chippendale with chinoiserie wallpaper in 1771.⁸⁹ As such, the rooms are listed as the ‘Chintz’ rooms in the 1806 inventory.⁹⁰ Robert Adam provided designs for altering the alcove in the State Dressing Room,⁹¹ and the chimneypiece.⁹² The drawings for the alcove have not survived. The drawings for the chimneypiece were returned to London in January 1773.⁹³

Drawing 131 is unexecuted and in an unknown hand. Despite this it is the only surviving graphic evidence of the alterations made to the state apartment under the 5th Baronet.

Drawing 132 is a design for a separate water closet and was executed.

⁸⁹ WYAS, WYL 1352(2) C3/1/5/3/23, Letter from Thomas Chippendale to Sir Rowland Winn, 5th Baronet of Nostell, regarding the availability of India wallpaper, 21 March 1771.

⁹⁰ WYAS WYL 1352(2) C4/1/10A, Inventory on the death of Sir Rowland Winn, 6th Baronet of Nostell, July 1806.

⁹¹ WYAS, WYL 1352(1) A4/1525/22, Letter from Robert Adam to Benjamin Ware, regarding drawings for the State Dressing Room, 1 June 1768.

⁹² WYAS WYL 1352(1) A4/1525/49, Letter from Robert Adam to Benjamin Ware, regarding drawings for the State Dressing Room, 23 June 1768.

⁹³ WYAS, WYL 1352(1) A4/1528/62, A list of mouldings and sections sent from Nostell to London, 1773.

Top Hall and lobby (catalogue numbers 133-178)

Catalogue number: 133-134

Purpose: (133-134) Preliminary design and presentation drawing by Robert Adam for the Top Hall; executed with alterations

Aspect: (133) Plan and laid-out wall-elevations for a rectangular room with an apsidal end, with an oval lobby beyond, with two windows opposite, flanking a central door, chimneypieces on the side walls, and elaborate plasterwork ornamentation
(134) Plan and laid-out wall-elevations as drawing 133

Scale: (133) to a scale 1/5 inch to 1 foot; (134) to a scale

Inscribed: (133) *Sketch of the Hall at Nostell / One side of passage / Sash Door / The Arbitrarie of Door Base and Surbase to be the same as the Hall* and individual elements annotated with letters A to E (verso) *To 45 days at 1.2*

Date range: (133-134) 1766-72

Medium: (133) Pen; (134) pen and wash within a double ruled border

Dimensions: (133) 710 x 670 mm; (134) 690 x 650 mm


Watermark: (133) *D& CBLAUW* and *IV*

Hand: (133) Robert Adam; (134) Adam office draughtsman, possibly Joseph Bonomi


NT reference: (133) [17]32, YRK 19358; (134) [17]31

Location: (133) Nostell Priory drawings press; (134) Private collection of Lord St Oswald

(133)



(134)



Catalogue number: 138

Purpose: Preliminary design by Robert Adam for the semidome of the apse in the Top Hall; as executed

Aspect: Rough detail for a curved ceiling ornamented with hexagonal coffering ornamented with flowers, a band of festoons, and lozenges composed of drops

Scale: not to scale

Inscribed: *Niche head Sir Rowland Winn's Hall*

Date range: 1766-72


Medium: Pen

Dimensions: 190 x 205 mm

Hand: Robert Adam


SM reference: Adam volume 52/92

Location: Sir John Soane's Museum

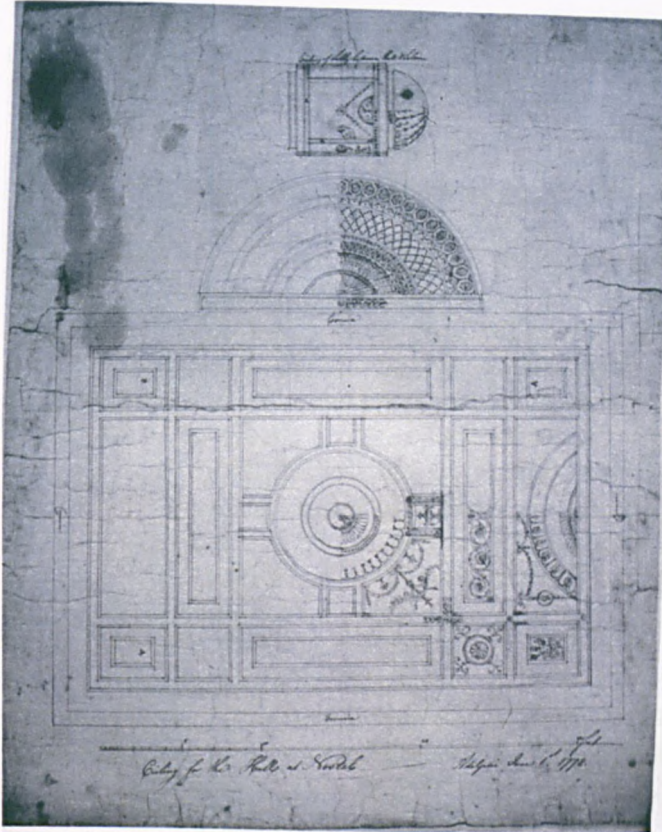


Catalogue number: 139-141

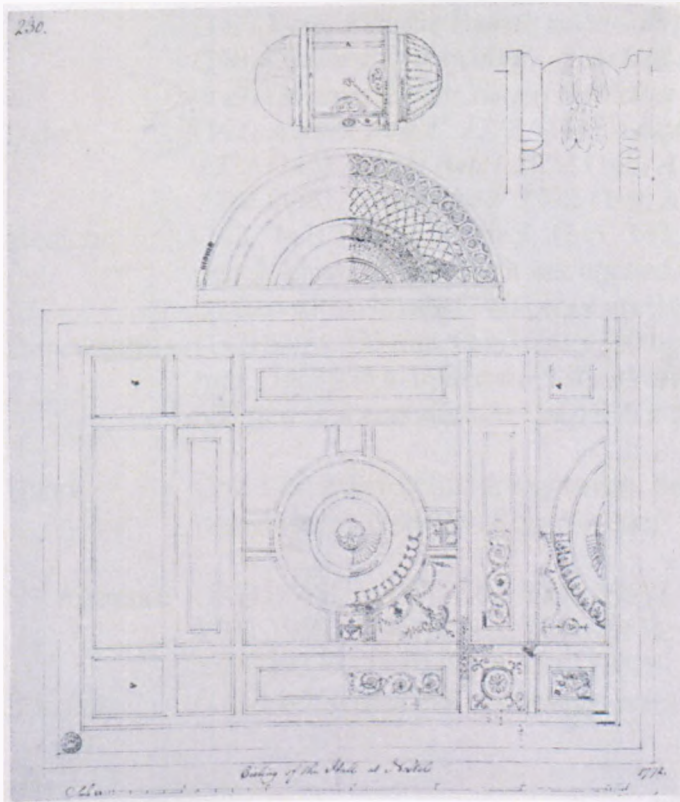
- Purpose: (139) Presentation drawing from the Adam office for an alternative design for the ceiling for the Top Hall; unexecuted
(140-141) Record drawings from the Adam office for the ceiling of the Top Hall and Lobby between the Top Hall and Saloon; executed with minor alterations
- Aspect: (139) Plan of a compartmental rectangular ceiling with a central circular panel containing a rosette enclosed by fluting, encircled by lunettes, guilloche and peltoid shields. This is framed by compartments of arabesques, and outer compartments of enclosed rosettes and lunettes, and divided by bands of scrolled hearts
(140) Plan of a rectangular ceiling with an apsidal end, and a small square lobby with apsidal ends, all enriched with ornamental plasterwork. The central flat is compartmental and has a central fan, encircled by urns, festoons and peltoid shields, and is framed by panels of arabesques. The outer panels contain military trophies, enclosed rosettes, and at each end is a lunette
(141) Plan as drawing 140, but with an annotation of a moulding in the top right-hand corner
- Scale: (139-141) bar scale of ½ inch to 1 foot
- Inscribed: (139) *Design for a Ceiling for the Hall at Nostell. The Seat of Sir Rowland Winn Bart*
(140) *Ceiling for the Hall at Nostell / Ceiling of Lobby between Hall and Saloon / cornice* and individual elements marked with the letters *A* and *B*
(141) *Ceiling of the Hall at Nostell* and some measurements given and letters to indicate colour
- Dated: (139) 1771; (140) *A d d p h i June 1 1772*; (141) 1772
- Medium: (139) Pen, pencil and wash within a single ruled border; (140-141) pen and pencil
- Dimensions: (139) 470 x 595 mm; (140) 615 x 480 mm; (141) 530 x 460 mm
- Watermark: (140) XD&CB within a cartouche
- Hand: (139) Adam office draughtsman, possibly Joseph Bonomi, with pencil drawn annotations in the hand of Robert Adam; (140) Adam office draughtsman, possibly William Hamilton; (141) Adam office draughtsman, possibly James Adam
- SM and NT references: (139) Adam volume 11/229; (140) [17]33; (141) Adam volume 11/230
- Location: (139, 141) Sir John Soane's Museum; (140) Nostell Priory drawings press



(140)




(141)




Catalogue number: 142-149

- Purpose: (142-149) Working drawings from the Adam office for details of the ceiling for the Top hall; as executed
- Aspect: (142) Bands of scrolled heart, intersecting with a rosette and anthemion
(143) Bands containing an enclosed rosette and Vitruvian scroll, flanked by calyx
(144) Enclosed rosette with an arrangement of calyx, acanthus leaves and rosettes to one side
(145) Part of an enclosed rosette, framed by unlobed acanthus leaves and a band of guilloche enclosing rosettes
(146) Curved band containing darts, acanthus leaves, rosettes and anthemion
(147) An urn on a socle of acanthus leaves, with a gadrooned body, and with a band of Vitruvian scroll, ram head handles, and a gadrooned lid ornamented with a band of guilloche
(148) A cameo hung from bows and a drop of bell flowers
(149) Band containing rosettes within acanthus arabesques terminating in a winged half putto
- Scale: (142-149) full size
- Inscribed: (142) *Frame for the Ceiling of the Hall at Nostell*
(143) *Circular frame in the Center of Ceiling / of Hall at Nostell*
(144) *Pattern for the Ceiling of the / Hall at Nostell / This Moulding serves / for the 4 long Panels / and the 4 trophy Panels*
(145) *Part of Rose in Center of Hall Ceiling / at Nostell*
(146) *Ornament for the Ceiling of the Hall at Nostell*
(147) *Vase for the four Panels in the Ceiling of the Hall / at Nostell*
(148) *Ornament for the Ceiling / of the Hall at Nostell / none*
(149) *Ornament for the Ceiling of the Hall at Nostell*
- Dated: (142) *A delphi June 1st 1772*, (143) *A delphi June 1st 1772*, (144) *A delphi / June 1st 1772*, (145) *A delphi June 1 1772*, (146) *A delphi June 1 1772*, (147) *A delphi / June 1 1772*, (148) *A delphi June 1st 1772*, (149) *A delphi June 1st 1772*
- Medium: (142, 144) Pen and pencil; (143, 145, 147) charcoal, pen and pencil; (146) pencil, charcoal and black ink applied with a brush; (148) pen and black ink applied with a brush; (149) pencil and black ink applied with a brush
- Dimensions: (142) 530 x 650 mm; (143) 650 x 530 mm; (144) 530 x 650 mm; (145) 535 x 650 mm; (146) 965 x 1490 mm (5 sheets affixed); (147) 655 x 630 mm; (148) 980 x 530 mm (2 sheets affixed); (149) 530 x 1780 mm (3 sheets affixed)
- Hand: (142-146) Adam office draughtsman, possibly Robert Adam; (147) Adam office draughtsman; (148-149) Robert Adam
- NT reference: (142) [17]61; (143) [17]66, YRK 19652; (144) [17]62, YRK 19654; (145) [17]67, YRK 19653; (146) [17]64, YRK 19651; (147) [17]65, YRK 19655; (148) [17]59, YRK 19370; (149) [17]63, YRK 19818
- Location: (142-149) Nostell Priory drawings press

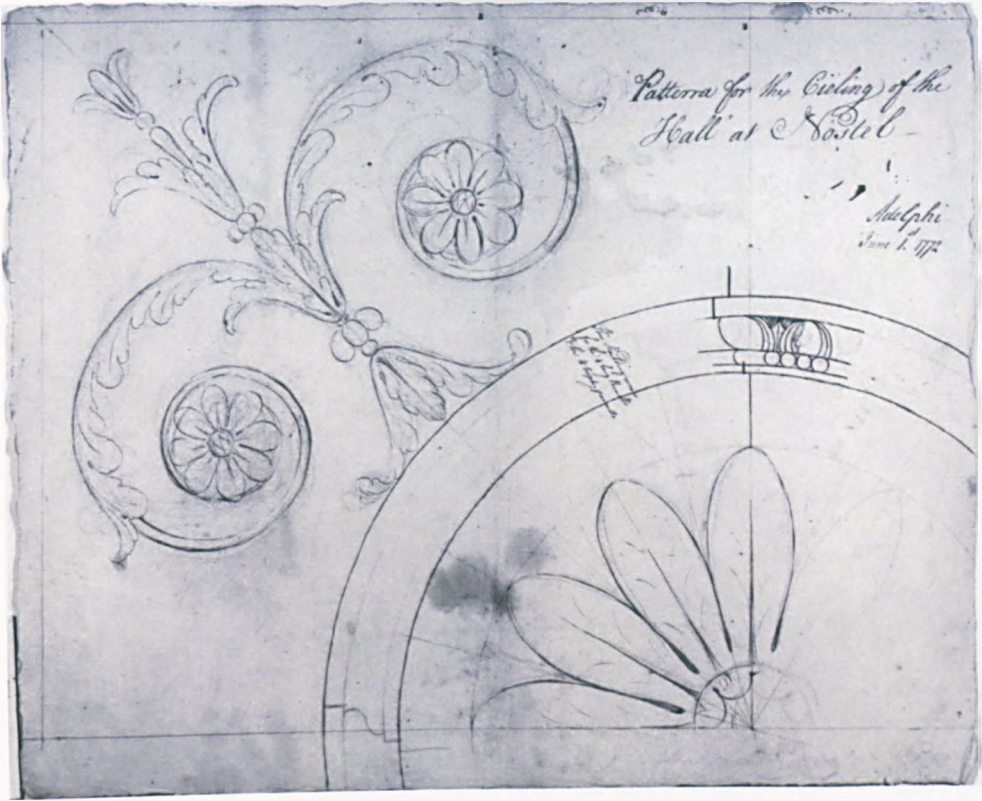
(142)



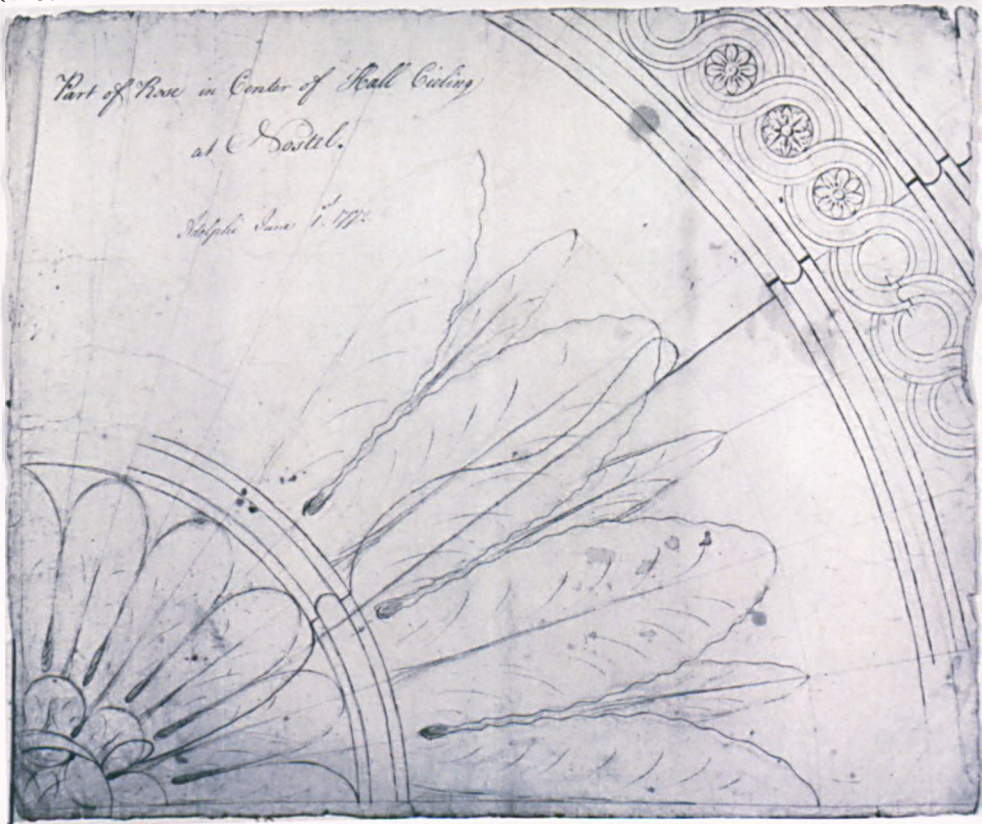
(143)




(144)



(145)



(146)



(147)



(148)



(149)



Catalogue number: 150-156

- Purpose: (150-156) Working drawings by Robert Adam for panels for the ceiling for the Top Hall; as executed
- Aspect: (150-156) Panels containing a military trophy
- Scale: (150-156) full size
- Inscribed: (150) *Trophies for the Pannels / in the Window Side of the Hall / at Nostd / N.B. The opposite pannel / on the Nid side to be the same*
(151) *Trophies of the Pannels on the Window Side of the Wall at Nostd / N.B. The opposite pannel on the Nid side to be the same*
(152) *Trophies for the Pannel on the Window Side of the Hall at Nostd / N.B. The pannel opposite on the Nid side to be the same*
(153) *Trophies for the Pannels / in the ceiling of the Hall / at Nostd / Market B*
(154) *Trophies for the Pannels / on the Window side of Hall / at Nostd / N.B. The opposite pannel / in the Nid side to be the same*
(155) *Trophies for Pannels on the Chimney Side of the Hall at Nostd / N.B. The opposite pannel on the other side to be the same*
(156) *Trophies for the Pannels / on the Chimney Side / of the Hall at Nostd / N.B. The opposite Pannel on the / other side to be the same*
- Dated: (150-155) *Addd June 1 1772*
- Medium: (150-151) Pen, black ink applied with a brush and squared in pencil for transfer; (152) pen and pencil; (153-154) charcoal, pen and squared in pencil for transfer; (155-156) pen, black ink applied with a brush, squared in pencil for transfer
- Dimensions: (150) 720 x 640 mm (2 sheets affixed); (151) 745 x 665 mm (2 sheets affixed); (152) 660 x 535 mm; (153) 650 x 530 mm; (154) 660 x 530 mm; (155) 530 x 535 mm (2 sheets affixed); (156) 645 x 560 mm (2 sheets affixed)
- Hand: (150-156) Robert Adam
- NT reference: (150) [17]55, YRK 19371; (151) [17]56, YRK 19372; (152) [17]60; (153) [17]57, YRK 19656; (154) [17]58; (155) [17]46, YRK 19369; (156) [17]47, YRK 19368
- Location: (150-153, 155-156) Nostell Priory drawings press; (154) Nostell Priory, framed

(150)



(151)



(152)




(153)



(154)



(155)





YRK.19368

Catalogue number: 157

Purpose: Working drawing by Robert Adam for a detail of the semidome in the apse in the Top Hall; as executed

Aspect: Rough plan for a detail of a curved ceiling ornamented with hexagonal coffering, patera, and lozenges composed of bell flowers

Scale: full size

Inscribed: *Part of the Ceiling of the Great Niche in the Hall at Nostell*

Dated: *Adelphi June 1 1772*

Medium: Pencil and black ink applied with a brush

Dimensions: 655 x 3580 mm (8 sheets affixed)

Hand: Robert Adam

NT reference: [17]48, YRK 19838

Location: Nostell Priory drawings press



Catalogue number: 158

Purpose: Working drawing by Robert Adam for panels to either side of the chimneypiece in the Top Hall; unexecuted

Aspect: Panel containing a pedestal ornamented with a medallion, surmounted by an urn, acanthus leaves, drops of calyx, rosettes, and surmounted by a tubular flower and an anthemion

Scale: full size

Inscribed: *Ornaments for Panels on each side of Chimneys in the/ Hall at Nostd (verso) Nostd*

Dated: *Adphi June 1 1772*


Medium: Black ink applied with a brush

Dimensions: 2030 x 530 mm (4 sheets affixed)

Hand: Robert Adam

NT reference: [17]45, YRK 19835A

Location: Nostell Priory drawings press



Catalogue number: 159

Purpose: Working drawing by Robert Adam for the ornamentation to either side of the great door in the Top Hall; executed with alterations

Aspect: Panel containing a pedestal ornamented with a medallion, surmounted by an urn, acanthus leaf arabesques, drops of calyx, rosettes, and surmounted by a tubular flower and anthemion

Scale: full size

Inscribed: *Ornament for the Panels on each side of the Great Door in the Hall at Nostell / N.B. The panel opposite on the N side to be the same*

Dated: *A d d p h i June 1 1772*

Medium: Black ink applied with a brush and squared in pencil for transfer

Dimensions: 2060 x 650 mm (2 sheets affixed)

Hand: Robert Adam

NT reference: [17]54, YRK 19822

Location: Nostell Priory drawings press



Catalogue number: 160-161

Purpose: (160) Working drawing from the Adam office for the capital and base for columns on the apse (west) wall of the Top Hall; unexecuted
(161) Working drawing from the Adam office for the base and surbase for the Top Hall; executed with alterations

Aspect: (160) Detail of a base ornamented with guilloche, and a capital ornamented with unlobed acanthus leaves
(161) Detail of a base and surbase ornamented with waterleaf and acanthus leaves

Scale: (160-161) full size

Inscribed: (160) *Capital and Base for / the Columns with the / Arbitræ over D at the / Niche Side of the / Hall at Nostell / Cornice and Frieze above this to same as the windows / Stucco / Wood / N.B. The Columns to / project three Quarters / from the Wall and dome measurements given*
(161) *Base and Surbase / for the Hall at Nostell*

Dated: (160-161) *Adelphi June 1 1772*

Medium: (160-161) Pen

Dimensions: (160) 535 x 330 mm; (161) 535 x 320 mm

Hand: (160-161) Adam office draughtsman, possibly William Hamilton

NT reference: (160) [17]40, YRK 19801; (161) [17]38, YRK 19800

Location: (160-161) Nostell Priory drawings press

Catalogue number: 162

Purpose: Working drawing from the Adam office for a detail of the entablature for the Top Hall; as executed

Aspect: Detail of an entablature ornamented with a frieze of fluting and darts, enclosed rosettes, bows, drops of bell flowers, and roundels containing trophies

Scale: full size

Inscribed: *Entablature for the Hall / at Nostell*

Dated: *Adelphi June 1 1772*

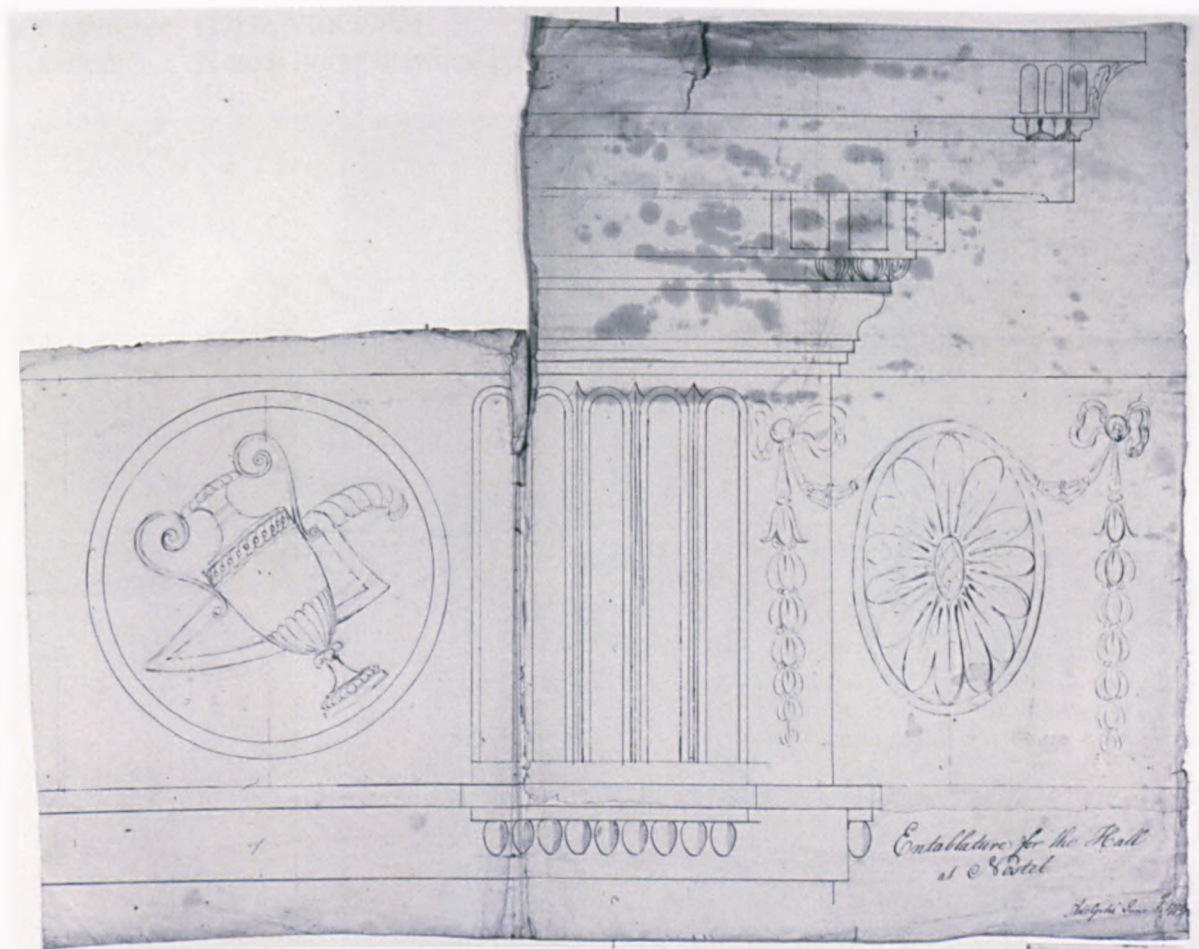
Medium: Pen

Dimensions: 730 x 930 mm

Hand: Adam office draughtsman, possibly William Hamilton

NT reference: [17]41, YRK 19826

Location: Nostell Priory drawings press



Catalogue number: 163

Purpose: Working drawing from the Adam office for the entablature over the great door for the Top Hall; executed with alterations

Aspect: Detail of a door architrave and entablature, with paired volutes in the architrave, and an entablature ornamented with a frieze of fluting and darts, an enclosed rosette, and a roundel containing a trophy

Scale: full size

Inscribed: *Entablature and truss for the / Great Door in the Hall / at Nostel / N.B. The Windows to have the same / Entablature but no trusses / Strong that / has round / the hall / Stucco / Wood*

Dated: *Adphi June 1 1772*

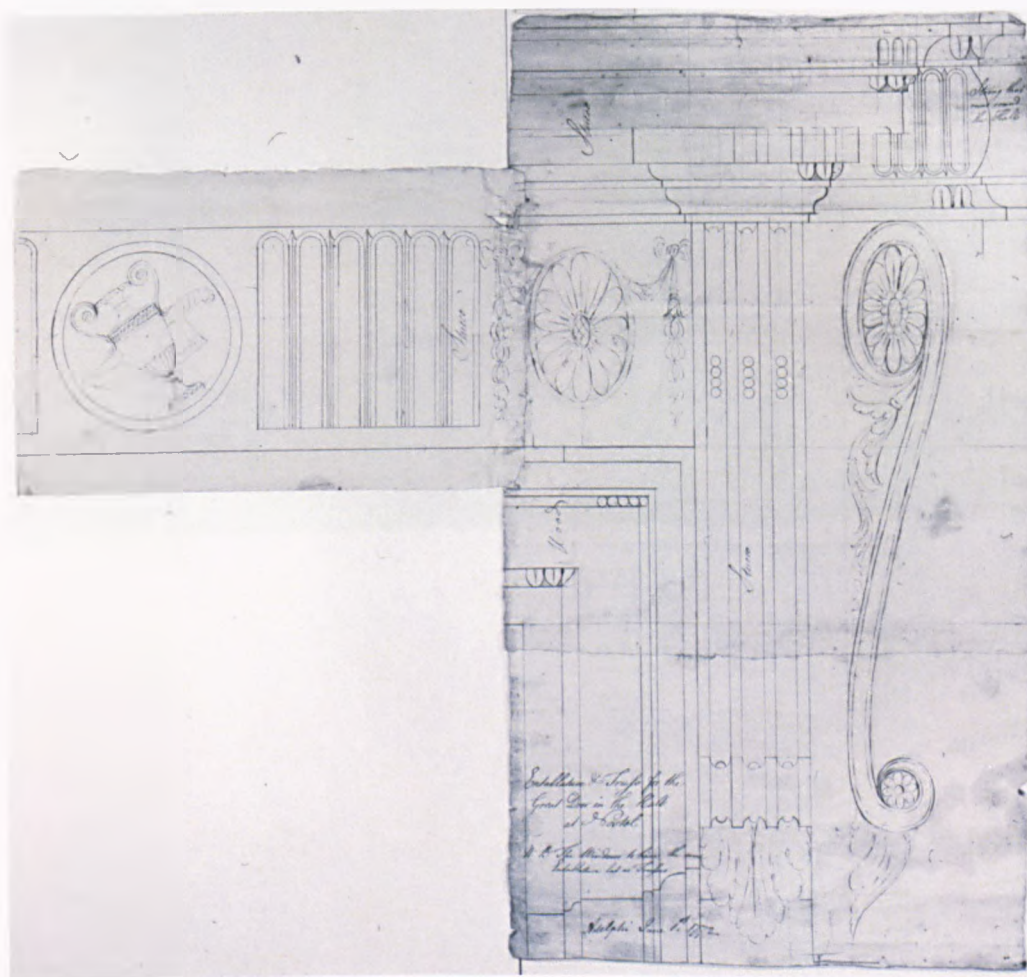
Medium: Pen and pencil

Dimensions: 955 x 1045 mm (3 sheets affixed)

Hand: Adam office draughtsman, possibly Robert Adam

NT reference: [17]52, YRK19824

Location: Nostell Priory drawings press



Catalogue number: 164

Purpose: Working drawing by Robert Adam for the ornament over the great door in the Top Hall; executed with alterations

Aspect: Detail composed of acanthus arabesques, rosettes, a tubular flower, a half putto, bows, and festoons

Scale: full size

Inscribed: *Ornament over Great Door in the Hall at Nostell*

Datable to: c.1772


Medium: Black ink applied with a brush

Dimensions: 1050 x 2100 mm (multiple sheets affixed)

Hand: Robert Adam

NT reference: [17]53, YRK 19837

Location: Nostell Priory drawings press



Catalogue number: 165

Purpose: Working drawing from the Adam office for the entablatures over the doors in the apse in the Top Hall; executed with alterations

Aspect: Detail of a door architrave and entablature, with paired volutes in the architrave, and an entablature ornamented with a frieze of fluting and darts, an enclosed rosettes, and a roundel containing a trophy

Scale: full size

Inscribed: *Entablature and Truss for the Doors in the Chimney Side/ of Hall at Nostd/ N.B. The Door in the Nid to have the same Entablature/ but no trusses/ Stuart/ Waxd*

Dated: *A ddphi June 1 1772*


Medium: Pen and pencil

Dimensions: 845 x 10160 mm (2 sheets affixed)

Hand: Adam office draughtsman, possibly Robert Adam

NT reference: [17]51, YRK 19825

Location: Nostell Priory drawings press



Catalogue number: 166

Purpose: Working drawing from the Adam office for the overdoors in the apse in the Top Hall; as executed

Aspect: Detail of an urn attached to an acanthus arabesque enclosing a rosette

Scale: full size

Inscribed: *Ornament for Pannels over Doors in the Niche at the Hall at Nostel*

Dated: *A delphi June 1 1772*


Medium: Pen and pencil

Dimensions: 530 x 620 mm

Hand: Adam office draughtsman, possibly Robert Adam

NT reference: [17]50, YRK19658

Location: Nostell Priory drawings press



Catalogue number: 167

Purpose: Working drawing from the Adam office for mouldings for the Top Hall; some executed

Aspect: Five variant mouldings including unlobed acanthus leaves, waterleaf, laurel leaves, fluting and beading

Scale: full size

Inscribed: *Moulding for the sides of / the Hall at Nostell / Mouldings for Panels A, Mouldings for Panels B / Mouldings for Panels each side / of Chimney and Door C / Mouldings for Panels over / Chimneys D / For Panels over Doors in Nid E (verso) L over / and / Clownt*

Dated: *Adph. June 1 1772*


Medium: Pen

Dimensions: 530 x 315 mm

Hand: Adam office draughtsman, possibly Robert Adam

NT reference: [17]39

Location: Nostell Priory drawings press



Catalogue number: 168

Purpose: Design from the Adam office for a chimneypiece for the Top Hall; executed with ornamentation

Aspect: Elevation of chimneypiece with Doric pilasters and a blank tablet

Scale: bar scale of 1 inch to 1 foot

Inscribed: *Chimney Piece for the Hall at Nostell* and measurements given

Dated: *Adelphi May 12 1773*

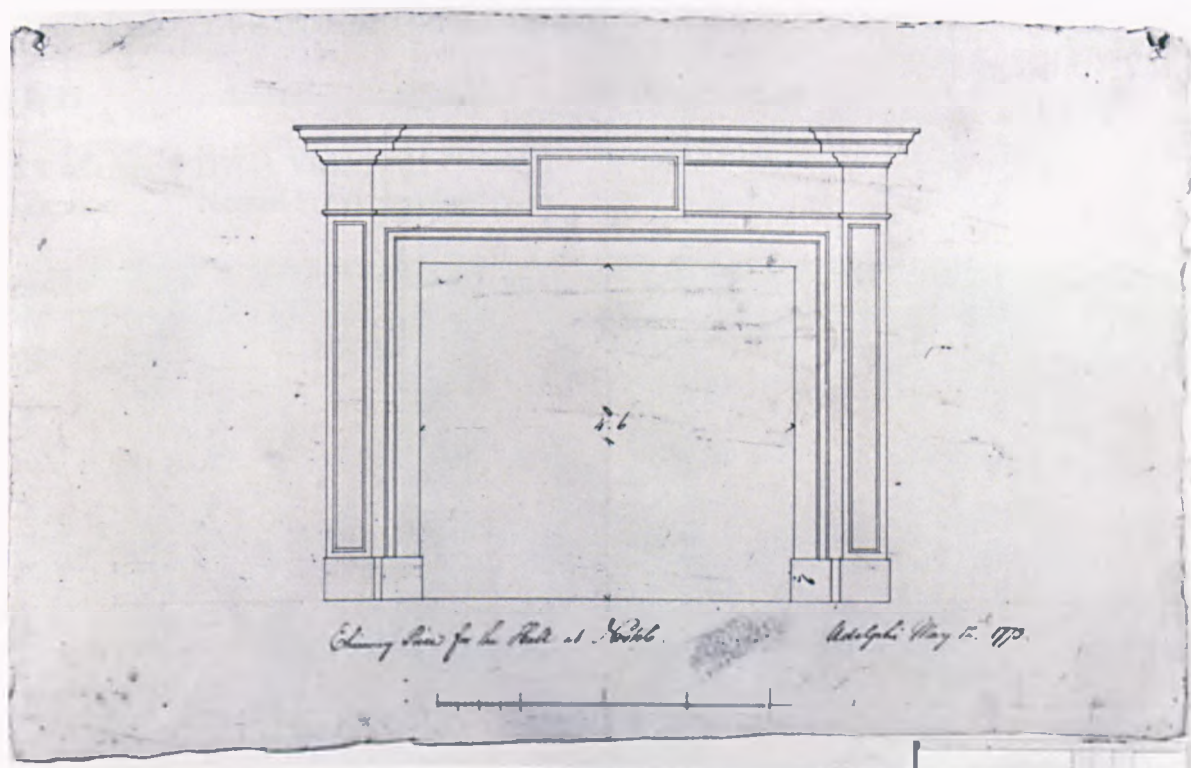
Medium: Pen

Dimensions: 330 x 540 mm

Hand: Adam office draughtsman

NT reference: [17]42, YRK 19798

Location: Nostell Priory drawings press



Catalogue number: 169

Purpose: Working drawing from the Adam office for the chimneypiece for the Top Hall; executed with alterations

Aspect: Detail of a chimneypiece with a Doric pilaster, ornamented with calyx enclosed by guilloche, an ox skull in the entablature block, an architrave ornamented with enclosed rosettes, a frieze of fluting and darts, enclosed rosette, and roundels containing trophies, and a tablet containing an urn, festoons, bows and enclosed rosettes

Scale: full size

Inscribed: *Chimney Piece for the Hall / at Nostell / Opening 4.6 wide / 4.0 wide / To project / much as to / receive the Base / and subbase and some measurements given (verso in a later hand) H _____ says that these cp. were / made from stone from a quarry at / Malton / E de ___ C*

Dated: *Adphi May 12 1773*


Medium: Pen

Dimensions: 570 x 1300 mm (3 sheets affixed)

Hand: Adam office draughtsman, possibly Robert Adam

NT reference: [17]43, YRK 19827

Location: Nostell Priory drawings press



Catalogue number: 170

Purpose: Design from the Adam office for the front door for the Top Hall; unexecuted

Aspect: Elevation of glazed double doors

Scale: bar scale of 1 inch to 1 foot

Inscribed: *Sash Door for the Hall at Nostd / This to be fixed*

Date range: 1772-74

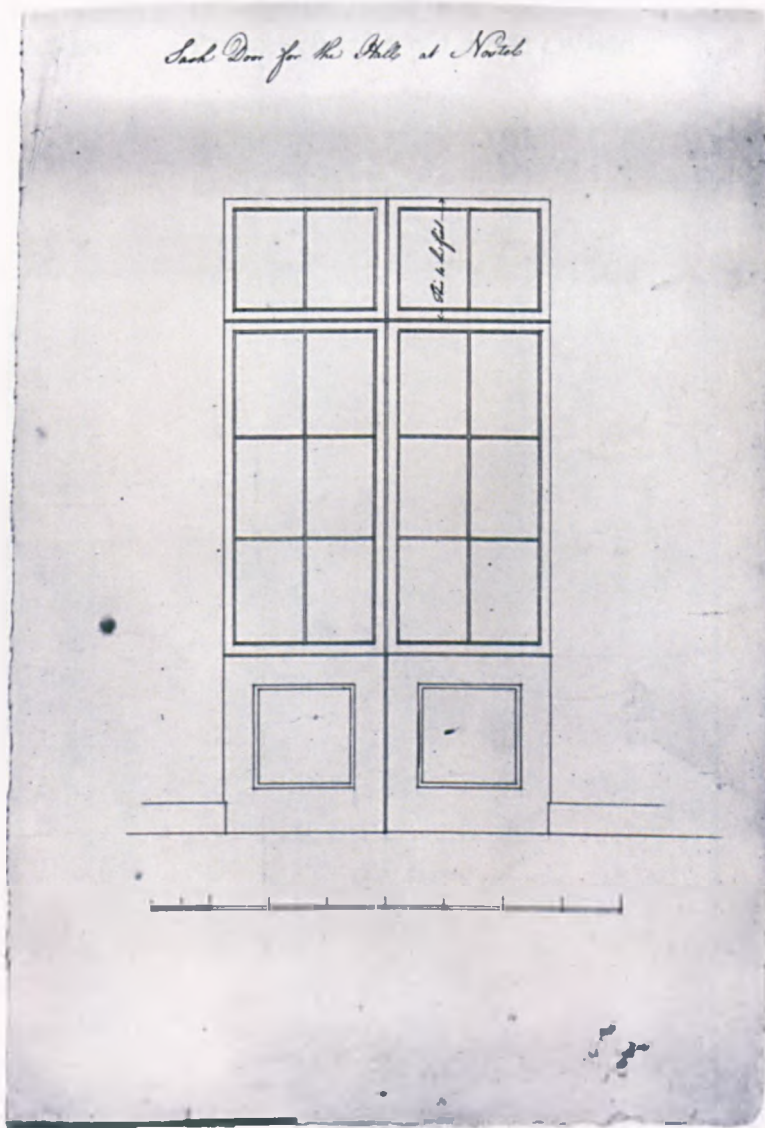
Medium: Pen

Dimensions: 480 x 325 mm

Hand: Adam office draughtsman

NT reference: [17]37, YRK 19776

Location: Nostell Priory drawings press



Catalogue number: 171

Purpose: Working drawing from the Adam office for the architrave for the doors in the Top Hall; unexecuted

Aspect: Detail of the architrave of a door ornamented with waterleaf, unlobed acanthus leaves, fluting and an enclosed rosette

Scale: full size

Inscribed: *Moulding for the Doors in the Hall / at Nostd / N.B. As these Doors are the same / Size with those in the Saloon they / must be pannell'd in the same manner*

Dated: *Adelphi July 13 1773*

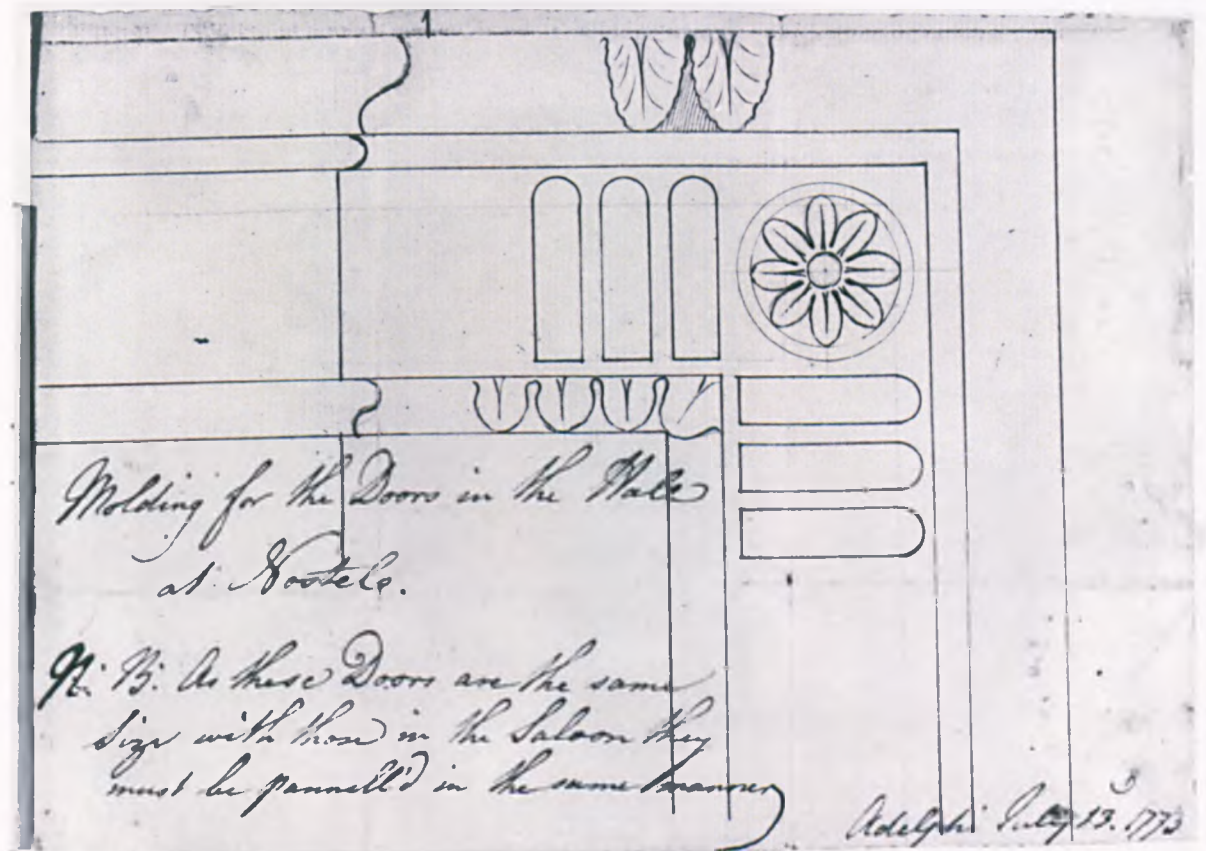
Medium: Pen

Dimensions: 160 x 225 mm

Hand: Adam office draughtsman, possibly Robert Adam

NT reference: [17]49, YRK19694

Location: Private collection of Lord St Oswald



Catalogue number: 173

Purpose: Record drawing from the Adam office for a pavement for the Top Hall; unexecuted

Aspect: Plan of a rectangular compartmental pavement, with an apsidal end, and for an adjacent lobby with apsidal ends

Scale: bar scale of 2/5 inch to 1 foot

Inscribed: *Design of a Pavement for the Hall at Nostle the Seat of / Sir Rowland Winn Baronet (the Seat of / Sir Rowland Winn Baronet in the hand of William Adam (junior))*

Dated: *A d d l p h i A u g u s t 1 1 7 7 6*

Medium: Pen, pencil, wash and brown wash


Dimensions: 585 x 515 mm

Watermark: *JWHA TMAN* and *GR* surmounted by fleur-de-lis within crowned cartouche

Hand: Adam office draughtsman, with an addition to the title inscription in the hand of William Adam (junior)

SM reference: Adam volume 41/47

Location: Sir John Soane's Museum



Catalogue number: 174-175

Purpose: (174-175) Design and record drawing from the Adam office for the ceiling in the lobby between the Hall and Saloon; as executed

Aspect: (174) Plan of a small rectangular tripartite ceiling, with a central compartment ornamented with drops of calyx, and lunettes containing urns and acanthus leaves. One of the bordering compartments contains an enclosed rosette and festoons
(175) Plan as drawing 174, but the bordering compartment contains enclosed rosettes and festoons

Scale: (174) to a scale; (175) bar scale of $\frac{3}{4}$ inch to 1 foot

Inscribed: (174) *Sketch of part of the Passage Ceiling/ the Hall and Saloon/ at Nostd*
(175) *Ground to be* [cropped] (in pencil)

Date range: (174-175) 1766-72

Medium: (174) Pen; (175) pen and pencil

Dimensions: (174) 270 x 170 mm; (175) 240 x 175 mm

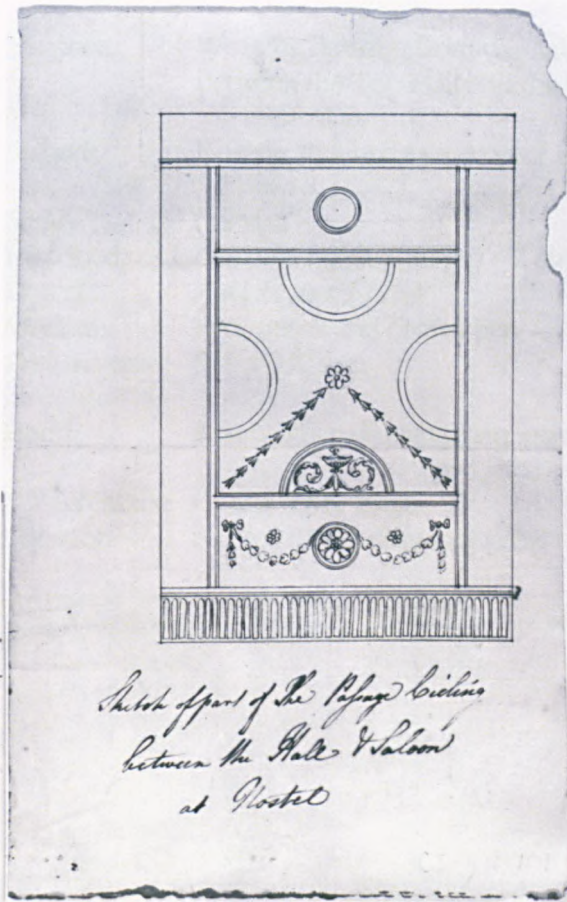
Watermark: (174) *IVILLEDARY*

Hand: (174-175) Adam office draughtsman

NT and SM references: (174) [17]28, YRK 19693; (175) Adam volume 5/ 50


Location: (174) Private collection of Lord St Oswald; (175) Sir John Soane's Museum

(174)



*Sketch of part of the Passage leading
between the Hall & Saloon
at Hobart*

(175)



W. & A. G. 1870

Catalogue number: 176

Purpose: Working drawing from the Adam office for a detail of the ceiling for the Lobby between the Top Hall and the Saloon; as executed

Aspect: Rosette attached to a drop of calyx

Scale: full size

Inscribed: *Center part of the Ceiling of / Lobby between the Hall / and Saloon at / Nostell*

Dated: *Adelphi June 1 1772*

Medium: Pen, pencil and brown pen

Dimensions: 535 x 330 mm

Hand: Adam office draughtsman, possibly Robert Adam

NT reference: [17]29, YRK 19659

Location: Nostell Priory drawings press



Catalogue number: 177

Purpose: Working drawing from the Adam office for a panel for the semidomes in the Lobby between the Top Hall and the Saloon; as executed

Aspect: Detail of a curved ceiling, containing part of a rosette, bands of guilloche, anthemias, acanthus leaves, and rosettes

Scale: full size

Inscribed: *Part of Nich Head in the Lobby between the Hall and Saloon / at Nostell*

Dated: *Adphi June 1 1772*


Medium: Pen, pencil and brown pen

Dimensions: 1215 x 530 mm (2 sheets affixed)

Hand: Adam office draughtsman, possibly Robert Adam

NT reference: [17]26, YRK 19829

Location: Nostell Priory drawings press



Catalogue number: 178

Purpose: Working drawing from the Adam office for the cornice in the lobby between the Hall and Saloon; as executed

Aspect: Detail of a plasterwork cornice ornamented with waterleaf (verso) a moulding

Scale: full size

Inscribed: *Cornice for the Lobby between the Hall & Saloon at Nostell*

Dated: *Adelphi June 1 1772*


Medium: Pen, pencil and brown pen

Dimensions: 270 x 325 mm

Hand: Adam office draughtsman

NT reference: [17]27, YRK 19740

Location: Nostell Priory drawings press



Catalogue numbers 133-178 Top Hall and lobby notes:

These drawings are discussed in Volume 1, Chapter 3, part ii.

The Top Hall was a shell on James Paine's dismissal from Nostell in 1765. The 5th Baronet first consulted Joseph Rose (junior) about an interior decorative scheme for the room.⁹¹ Although Rose executed the plasterwork in the Top Hall – at a total cost of £365/14s⁹⁵ – it was done to designs by Robert Adam. The numerous extant working drawings for this plasterwork demonstrate the stringent design control that Adam maintained. John Austin – Robert Adam's office clerk of works – sent three wall elevations for the room, shown in drawings 135-137, in April 1772.⁹⁶ Austin sent further drawings for plasterwork (possibly drawings 142-156) in July 1772,⁹⁷ and drawings for mouldings for the doors (possibly drawing 164) in July 1773.⁹⁸ There are also twenty-six drawings for the Top Hall included in an undated list of drawings sent to Nostell by a carrier.⁹⁹ This list includes a drawing for the ceiling as executed (possibly one of drawings 140-144), 'ornaments for the angles', 'foliage ornaments for the long panels', 'Entablature for the Hall', 'Mouldings for the panels', 'Ornament for Arch over Great door', 'Ornament for Arch over Chimney', and 'Capital and Base for the Columns' (possibly drawing 160).

The chimneypiece for the Top Hall, shown in drawing 168-169, was executed by Christopher Theakston. He submitted an estimate of £36/17s/0d. in May 1773.¹⁰⁰

The plasterwork in the Top Hall was not completed until the 1820s for Charles Winn.¹⁰¹ The 1806 and 1818 inventories record that the room was used for storage.¹⁰² According to Dilbin the Top Hall functioned as a formal entrance-cum-music room during the nineteenth century, housing a magnificent organ,¹⁰³ for which there are various nineteenth-century drawings.¹⁰⁴

⁹¹ WYAS WYL 1352(2) C3/1/5/4/9, Letter from Joseph Rose to Sir Rowland Winn, 5th Baronet of Nostell, regarding the finishing of the Top Hall and Saloon at Nostell, 1765.

⁹⁵ WYAS, WYL 1352(2) C3/1/5/4/2, Account from Joseph Rose to Sir Rowland Winn, 5th Baronet of Nostell, 1766-1777.

⁹⁶ WYAS WYL 1352(1) A4/1525/43, Letter from John Austin to Benjamin Ware, regarding drawings for the Top Hall and work in the Saloon at Nostell, 22 April 1772.

⁹⁷ WYAS, WYL 1352(1) A4/1525/41, Letter from John Austin to Benjamin Ware, regarding drawings for the Top Hall, 7 July 1772.

⁹⁸ WYAS WYL 1352(1) A4/1525/24, Letter from John Austin to Benjamin Ware, regarding drawings for the Top Hall and State Dining Room at Nostell, 13 July 1773.

⁹⁹ WYAS, WYL 1352(1) A4/1528/60, Memorandum of drawings for Benjamin Ware, no date.

¹⁰⁰ WYAS WYL 1352(2) C3/1/5/4/12, Estimate from Christopher Theakstone to Robert Adam, for various items of masonry work including a chimneypiece for the Top Hall at Nostell, 17 May 1773.

¹⁰¹ WYAS WYL 1352(1) C3/1/5/6/2, Account from Thomas Ward to Charles Winn for work done at Nostell in 1819-21, 24 May 1823.

¹⁰² WYAS WYL 1352(2) C4/1/10A, Inventory on the death of Sir Rowland Winn, 6th Baronet of Nostell, July 1806; WYAS, WYL 1352(2) C4/1/15-15A, Inventory on the death of John Winn, 19 August 1818.

¹⁰³ Dilbin, T.F. *A Bibliographical, Antiquarian and Picturesque Tour in the Northern Counties of England and in Scotland*, 2 vols. (London, 1838), p. 140.

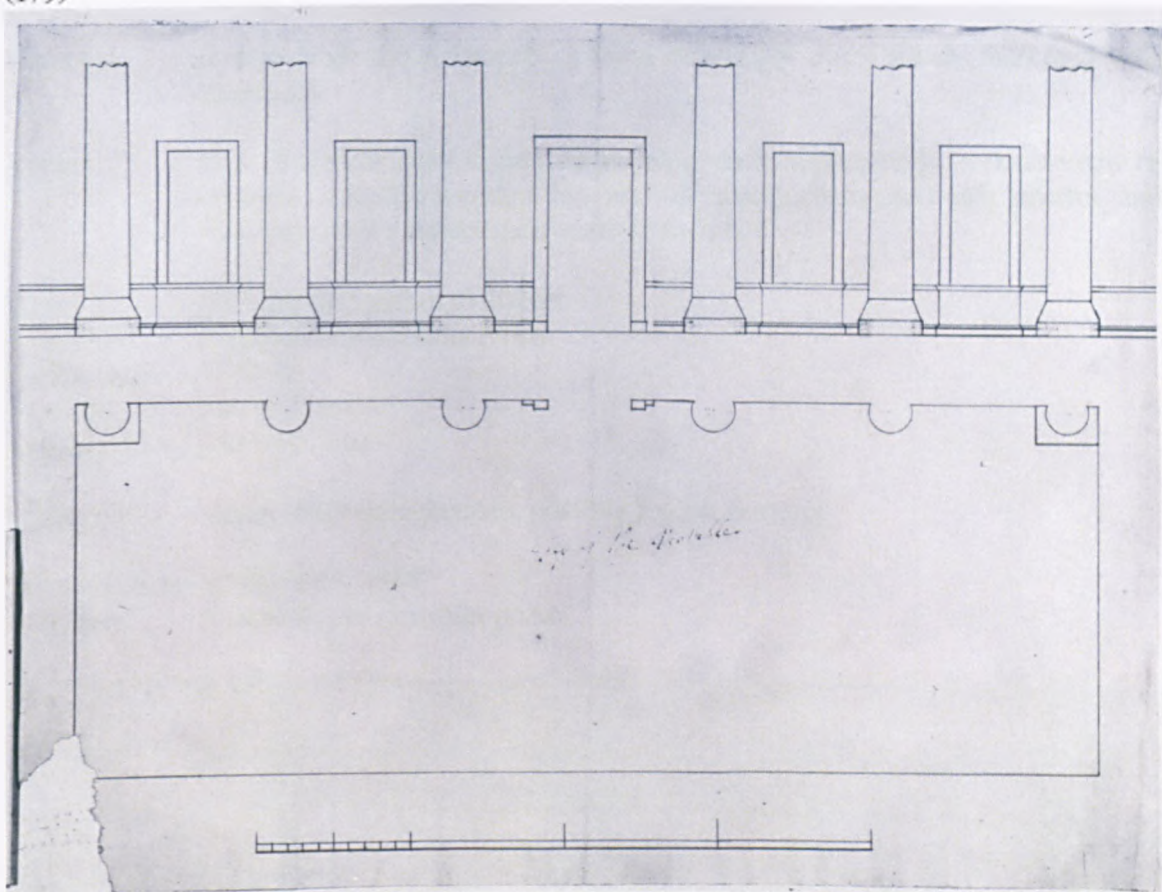
¹⁰⁴ WYAS WYL 1352(2) C4/10(625), Unknown draughtsman, five designs for organ cases, date range: 1819-38.

Vestibule (catalogue numbers 179-183)

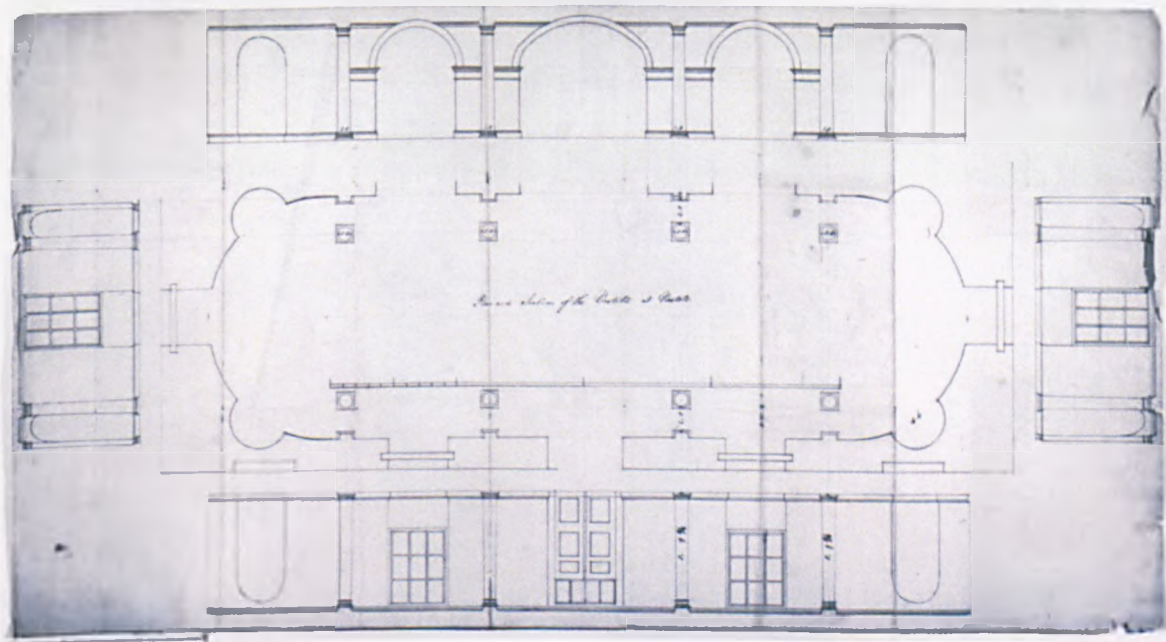
Catalogue number: 179-180

- Purpose: (179-180) Designs from the Adam office for the vestibule; (179) unexecuted; (180) executed with alterations
- Aspect: (179) Plan of the floor, and elevation of a wall, for a rectangular five-bay vestibule, articulated by engaged columns, and with a central door flanked by windows
(180) Plan and laid-out wall-elevations for a rectangular five-bay vestibule, articulated by pilasters and a double row of columns, with apsidal ends each containing two small apses flanking a window, and the walls containing segmental arches, windows and a door
- Scale: (179) bar scale of 1/5 inch to 1 foot; (180) bar scale of 3 inches to 10 feet
- Inscribed: (179) *Top of the Vestibule* (in pencil)
(180) *Plan and Section of the Vestibule at Nostell* and some measurements given
- Date range: (179-180) 1770-72
- Medium: (179-180) Pen and pencil
- Dimensions: (179) 300 x 400 mm; (180) 400 x 750 mm
- Watermark: (179) Britannia within a crowned cartouche; (180) *HIS* and *JVILLEDAKY* and Strasburg lily in a crowned cartouche
- Hand: (179) Adam office draughtsman; (180) Adam office draughtsman, possibly Joseph Bonomi
- NT reference: (179) [17]88, YRK 19775; (180) [17]89, YRK 19639
- Location: (179-180) Nostell Priory drawings press

(179)



(180)



Catalogue number: 181

Purpose: Design from the Adam office for a ceiling for the vestibule, executed with alterations

Aspect: Plan of a rectangular ceiling with apsidal ends, supported by a double row of columns, and with a central fan, and the apses ornamented with lunettes, and with two smaller semicircular apses in each end

Scale: bar scale of 3 inches to 10 feet

Inscribed: *Ceiling of the Vestibule at Nostell*

Date range: 1770-72

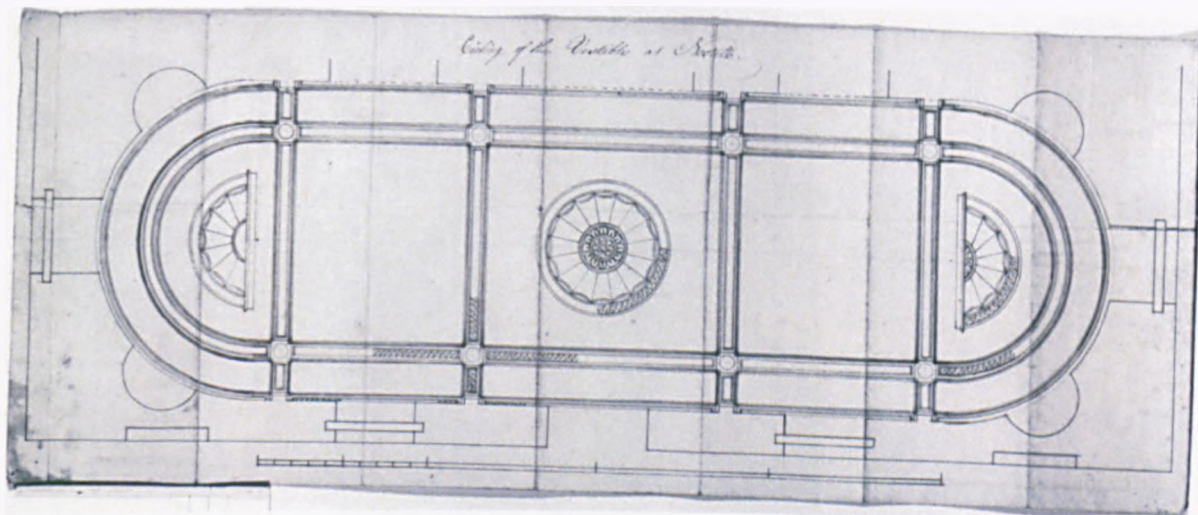
Medium: Pen and pencil

Dimensions: 230 x 510 mm

Hand: Adam office draughtsman, possibly Joseph Bonomi

NT reference: [17]90, YRK 19557

Location: Nostell Priory drawings press



Catalogue number: 182

Purpose: Design from the Adam office for the chimneypiece in the vestibule; executed with alterations

Aspect: Plan and elevation of an unornamented chimneypiece flanked by Doric pilasters (verso) plan of a staircase

Scale: bar scale of 1/5 inch to 1 foot

Inscribed: *8 Bauls*

Date range: 1770-72

Medium: Pencil

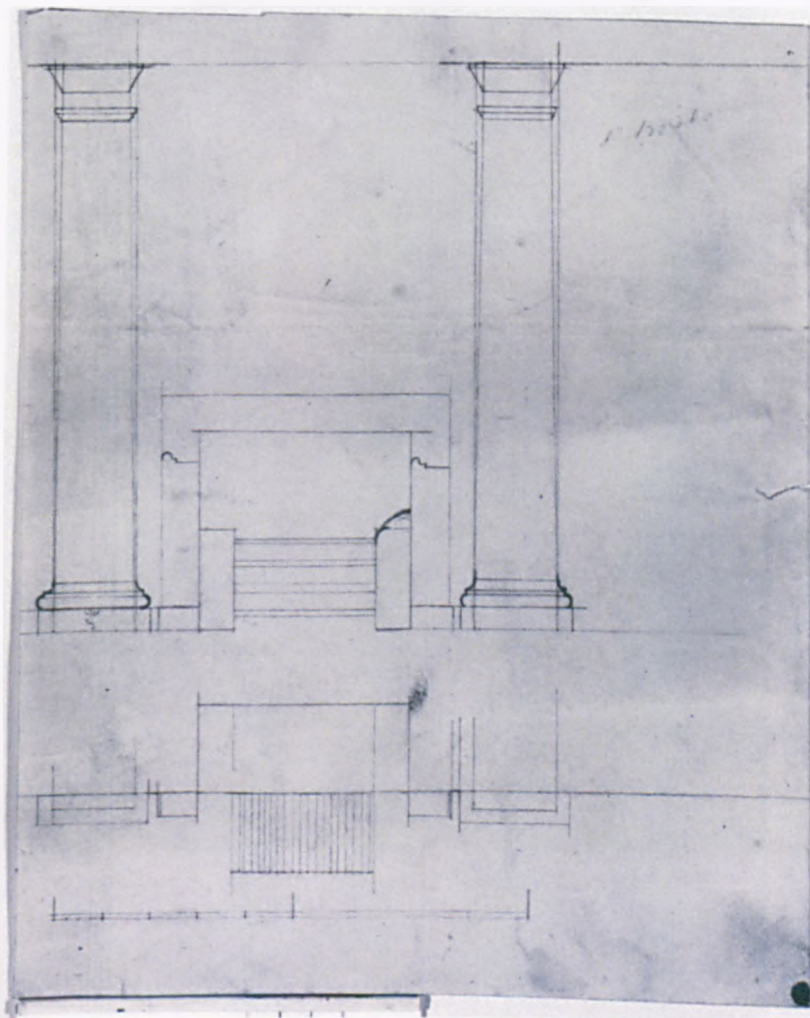
Dimensions: 295 x 240 mm

Watermark: 10 within crowned lozenge

Hand: Adam office draughtsman

NT reference: [17]91, YRK 19472

Location: Nostell Priory drawings press



Catalogue number: 183

Purpose: Design from the Adam office for one of the external staircases on the east front; as executed

Aspect: Plan of a curved staircase attached to a rectangular block

Scale: bar scale of $2\frac{1}{5}$ inches to 10 feet

Inscribed: *Plan of the front steps at Nostel* and the 24 steps are individually numbered, although step number 1 is missing as the sheet is torn

Dated: *Adphi / 25 Feby 1777*

Datable to: 25 February 1777

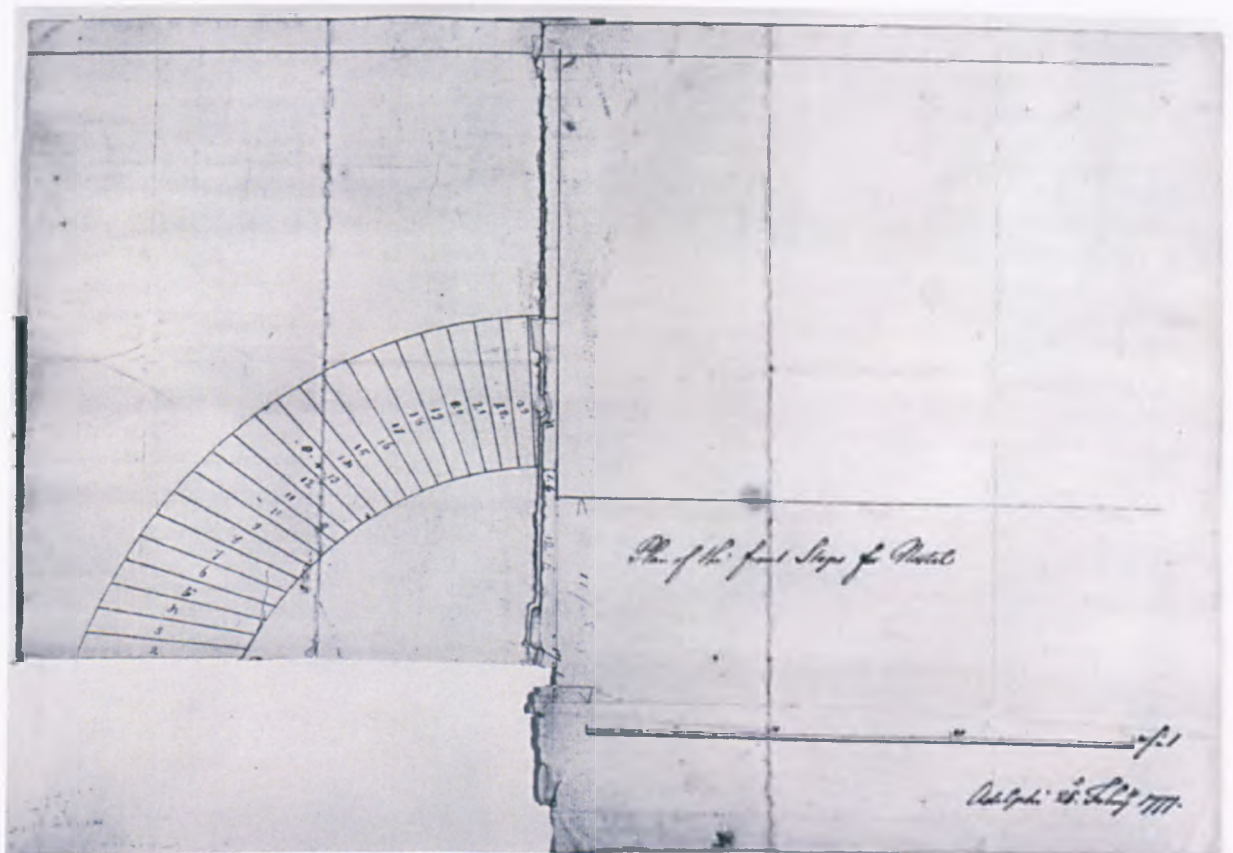
Medium: Pen and pencil

Dimensions: 295 x 435 mm

Hand: Adam office draughtsman

NT reference: [17]87, YRK 19782

Location: Nostell Priory drawings press



Catalogue numbers 179-183: vestibule, etc:

These drawings are discussed in Volume 1, Chapter 3, part ii and Chapter 4, part iii.

In the early 1770s Robert Adam added a five-bay vestibule to the ground storey of James Paine's principal front. The vestibule was executed in accordance with drawings 180 and 181. The arcade of Paine's original façade survives inside Adam's vestibule and is shown on the western wall in drawing 180.

The construction of Adam's vestibule required the demolition of Paine's original horseshoe-shaped external stairs. Paine's stairs were replaced with Adam's extant, gently curving stairs, shown in drawing 183. Joseph Rose (junior) executed the interior plasterwork in the vestibule during the years 1766-77.¹⁰⁵ Perhaps to complement the new vestibule, Rose also cleaned and repainted the adjacent Lower Hall.¹⁰⁶

¹⁰⁵ WYAS, WYL 1352(2) C3/1/5/4/2, Account from Joseph Rose to Sir Rowland Winn, 5th Baronet of Nostell, 1766-1777.

¹⁰⁶ *Ibid.*

Basement rooms (catalogue numbers 184-185)

Catalogue number: 184

Purpose: Design from the Adam office for the wine cellar; as executed

Aspect: Plan and laid-out wall-elevations for a rectangular wine cellar, vaulted with a central square pier, and containing shelves for bottles

Scale: bar scale of 3 ¾ inches to 10 feet

Inscribed: *Plan and Section of the Wine Cellar at Nasell* and some measurements given (verso in pencil in a later hand) *Ground plan and Elevation*

Date range: 1766-76

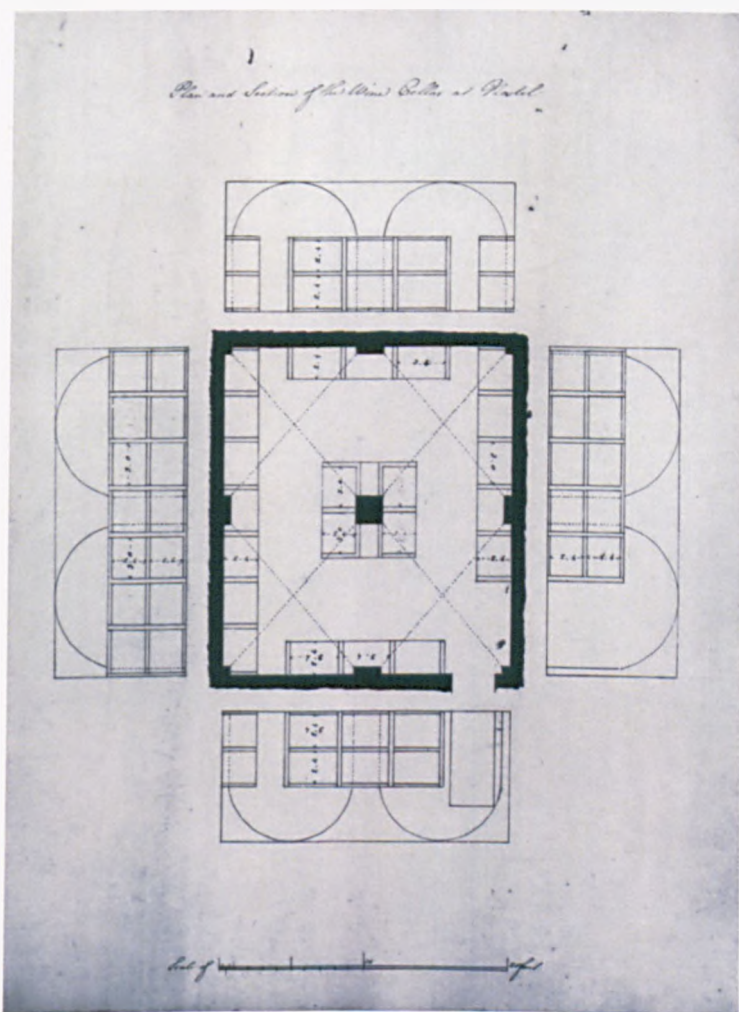
Medium: Pen, brown pen, pencil and wash

Dimensions: 510 x 370 mm

Hand: Adam office draughtsman, possibly William Hamilton

NT reference: [17]112, YRK 19584

Location: Private collection of Lord St Oswald



Catalogue number: 185

Purpose: Design from the Adam office for the housekeeper's room (also the Muniment Room); executed with alterations

Aspect: Plan and laid-out wall-elevations of a rectangular room with three windows, a chimney wall opposite, and glass-fronted cabinets lining the walls

Scale: bar scale of 3 ½ inches to 10 feet

Inscribed: *Plan and section of the Housekeepers room/ at Nostell*

Dated: *A d d p h / March 15 1777*

Medium: Pen and brown wash

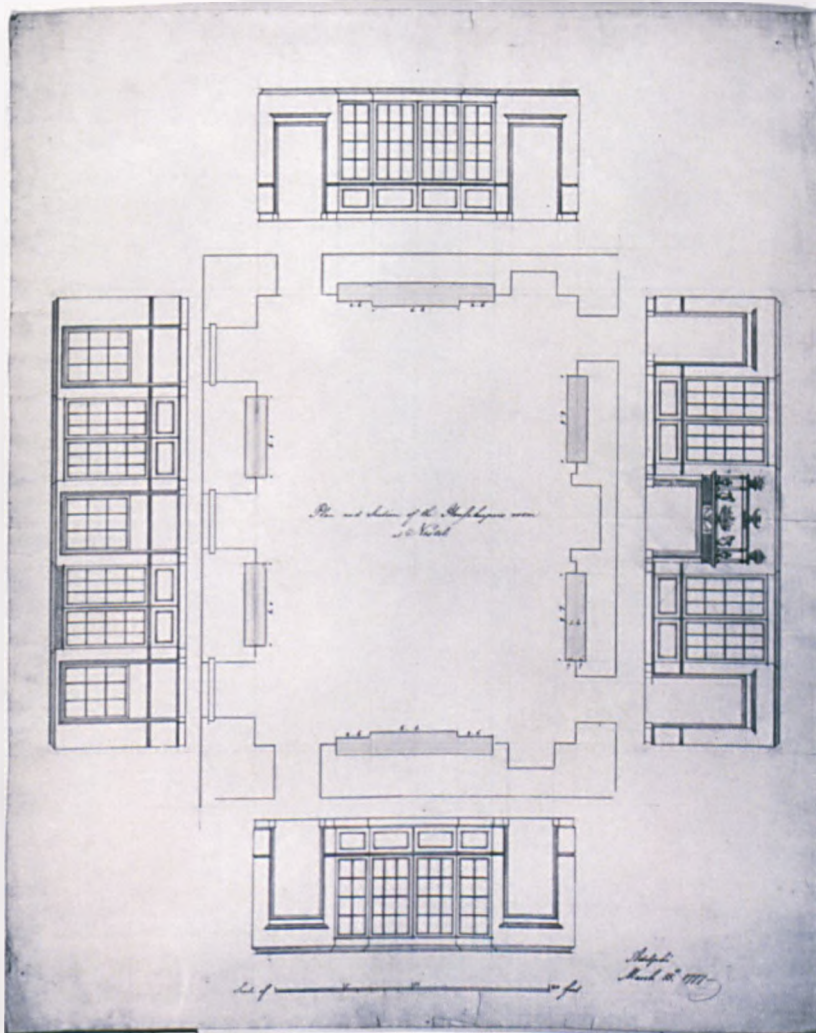
Dimensions: 670 x 535 mm

Watermark: *JWHA TMAN* and Strasburg lily within a crowned cartouche

Hand: Adam office draughtsman, possibly Joseph Bonomi

NT reference: [17]95, YRK 19642

Location: Nostell Priory drawings press



Catalogue numbers 184-185: Basement rooms, etc.

These drawings are discussed in Volume 1, Chapter 3, part iii.

Adam's design for the wine cellar, shown in drawing 184, was sent to Nostell in March 1782.¹⁰⁷ The room was executed in accordance with Adam's design and remains *in situ*. Adam's design for the housekeeper's room, shown in drawing 185, was executed with alternative furniture. As such, it was able to function as the Muniment Room for the 'family writings'.¹⁰⁸ The Nostell archive remained in the Muniment Room until 1980 when it was transferred to the West Yorkshire Archive Service in Leeds.

¹⁰⁷ WYAS WYL1352(1)A4/1551/2, Letter from Robert Adam to Sir Rowland Winn, 5th Baronet of Nostell, regarding drawings sent to Nostell, no date.

¹⁰⁸ WYAS WYL1352(2)C3/1/5/2/19/2, Memorandum for Robert Adam in the hand of Sir Rowland Winn, 5th Baronet of Nostell, August 1776. A list of questions that the 5th Baronet would like to ask Adam.

Friezes (catalogue numbers 186-187)

Catalogue number: 186

Purpose: Record drawing from the Adam office for friezes for the drawing room and dressing room, unexecuted, and for the library bookcases; as executed

Aspect: Details of friezes. The drawing room frieze is composed of urns, swags, and enclosed anthemia and cameos. The dressing room frieze is composed of urns and enclosed rosettes. The bookcase frieze is composed of arabesques and calyx

Scale: bar scale of $\frac{3}{4}$ inch to 1 foot

Inscribed: *Drawing room/ Dressing room/ Bookcase frieze* (underwritten in pencil)

Date range: 1787-94

Medium: Pen and pencil

Dimensions: 465 x 285 mm

Watermark: *VDL* surmounted by fleur-de-lis within crowned cartouche

Hand: Adam office draughtsman; possibly James Adam

SM reference: Adam volume 53/43

Location: Sir John Soane's Museum



Catalogue number: 187

Purpose: Preliminary design from the Adam office for a frieze; it is not known if this frieze was executed

Aspect: Elevation for a frieze composed of acanthus arabesques, a half sphinx and an urn

Scale: to a scale

Date range: 1765-76


Medium: Pen

Dimensions: 155 x 360 mm

Hand: Adam office draughtsman

NT reference: [17]120, YRK 19751

Location: Private collection of Lord St Oswald



Catalogue numbers 186-187: Friezes, notes:

Drawing 186 is taken from volume 53 of the Adam drawings collection at Sir John Soane's Museum. Volume 53 is a folio of frieze design record drawings. The entire folio is drawn in a single hand, possibly that of James Adam himself. The drawings in the Volume 53 appear to have been produced all at one time, as a cohesive project. It contains frieze designs from 67 different architectural projects, and appears to be a pattern book of frieze designs spanning much of the Adam office. As such it is difficult to date drawing 186. The date range given begins in 1787 when the last of the projects included in Volume 53 was designed, and ends in 1794 when James Adam died.


Alternatively, drawing 187 is an Adam office preliminary design for a frieze at Nostell. No such frieze survives and it is not known if the design was executed.

Chimneypieces, frames, shutters and doors (catalogue numbers 188-197)

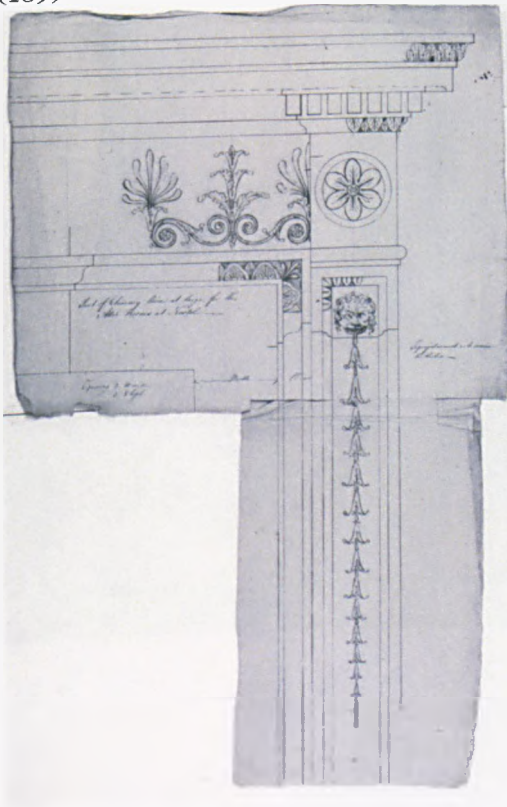
Catalogue number: 188-189

- Purpose: (188-189) Design and working drawing from the Adam office for a chimneypiece for an attic room; as executed
- Aspect: (188) Elevation of chimneypiece with drops of calyx hanging from masks in the stiles, entablature blocks containing enclosed rosettes, and a frieze of acanthus leaves and anthemia
(189) Elevation of a detail as drawing 188
- Scale: (188) bar scale of 4 ¼ inches to 4 feet; (189) full size
- Inscribed: (188) *Design for a Chimney Piece for the Attic Rooms at Nostel The Seat of Sir Rowland Winn Baronet*
(189) *Part of Chimney Piece at large for the Attic Rooms at Nostel / Opening 3.10 wide / 3.8 high / Marble / Wood / To project as much as to receive / the Subbase and some measurements given (verso) A Chimneypiece not executed*
- Date range: (188-189) 1766-76
- Medium: (188) Pen and wash within a single ruled border; (189) pen and brown pen
- Dimensions: (188) 280 x 410 mm; (189) 1010 x 640 mm (2 sheets affixed)
- Watermark: (188) VI
- Hand: (188) Adam office draughtsman, possibly William Hamilton or Joseph Bonomi;
(189) Adam office draughtsman
- NT reference: (188) [17]110, YRK 19783; (189) [17]111, YRK 19830
- Location: (188) Private collection of Lord St Oswald; (189) Nostell Priory drawings press

(188)



(189)



Catalogue number: 190

Purpose: Presentation drawing from the Adam office for a chimneypiece for an unknown room; it is not known if this was executed

Aspect: Elevation of a chimneypiece with volute stiles ornamented with lion masks, with a frieze of festoons, bows and rosettes, and with enclosed rosettes in the entablature blocks

Scale: bar scale of 1 3/10 inches to 1 foot

Inscribed: *Chimneypiece for Sir Rowland Winn Baronet / (and in feint pencil) This trifle to be in the / D[]g room only at Nost[] in / _]ed with other / Chimney*

Dated: 1776


Medium: Pen, pencil and wash within a single ruled border

Dimensions: 285 x 440 mm

Hand: Adam office draughtsman, possibly William Hamilton

SM reference: Adam volume 22/ 223


Location: Sir John Soane's Museum



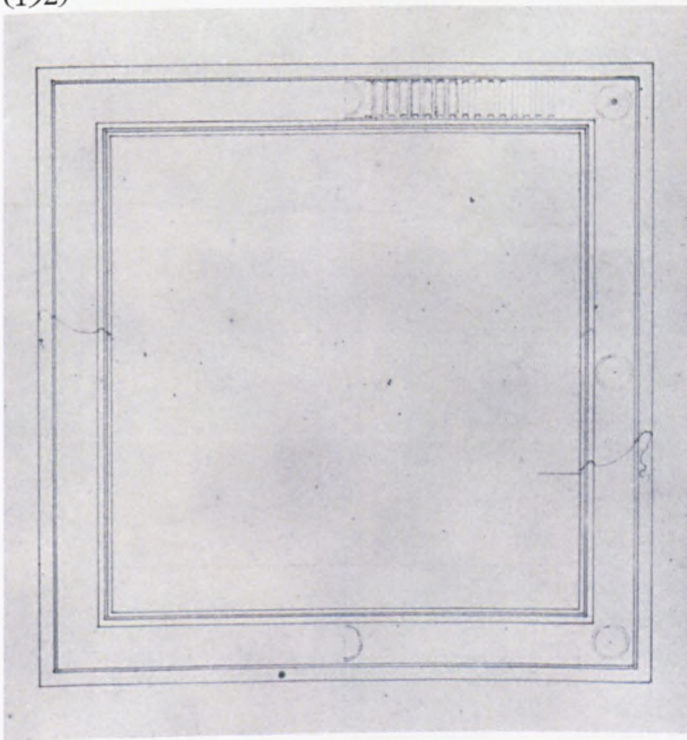
Catalogue number: 191-194

- Purpose: (191-193) Designs by Thomas Chippendale for a picture frame; unexecuted
(194) Presentation drawing from the Adam office for a picture frame; it is not known if this was executed, or for where it was intended
- Aspect: (191) Elevation of a rectangular picture frame ornamented with fluting and festoons, surmounted by, and with an apron of, arabesques and anthemion
(192) Elevation of a square picture frame, ornamented with fluting, and with roundels in the corners
(193) Elevations of mouldings at the angle of a frame, with bands of enclosed acanthus leaves, fluting and bell flowers
(194) Elevation of a square frame ornamented with enclosed rosettes, fluting, terms in profile, and with an apron composed of a wreath, and festoons, and surmounted by a medallion, putti, festoons, an anthemion, and foliage
- Scale: (191-192) to a scale; (193) full size; (194) bar scale of 1 9/10 inches to 1 foot
- Inscribed: (191) *NB the adorned part is burnished gold the other part is all dead* and some measurements given
(193) measurements given and rough calculations
(194) *Picture frame for Sir Rowland Winn Baronet*
- Datable to and dated: (191-193) c.1767-70; (194) *Adphi / 15 March 1773*
- Medium: (191, 194) Pen, pencil and coloured washes including yellow; (192) pen and pencil; (193) pen, pencil and wash
- Dimensions: (191) 562 x 442 mm; (192) 450 x 330 mm; (193) 290 x 390 mm; (194) 400 x 285 mm
- Hand: (191-193) Thomas Chippendale; (194) Adam office draughtsman, possibly Joseph Bonomi
- NT and SM references: (191) [18]1; (192) [18]2, YRK 19752; (193) [18]3, YRK 19713; (194) Adam volume 20/117
- Location: (191, 193) Nostell Priory, framed; (192) Nostell Priory drawings press; (194) Sir John Soane's Museum

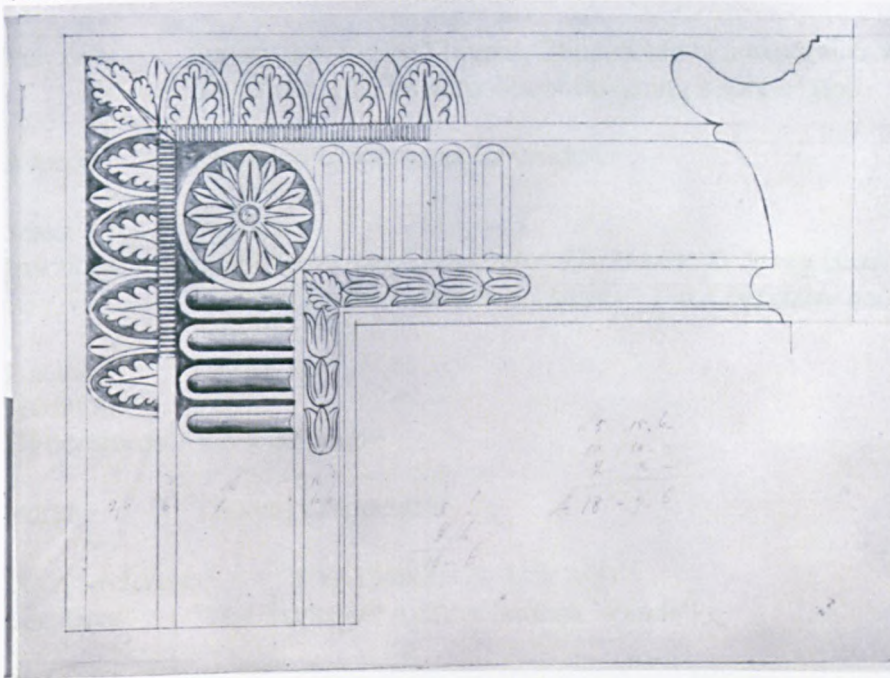
(191)




(192)



(193)



(194)



Catalogue number: 195

Purpose: Survey drawing by Thomas Chippendale of a window from the *plan mobile* level (first floor) for the purposes of designing a spring blind

Aspect: Elevation of a rectangular window

Scale: to a scale

Inscribed: *bead / bead / bead of the Sash / The Measure for Spring blinds to be / taken within side the beads for the / breadth & height / Tho Chippendale* and some measurements given

Datable: c.1767-70

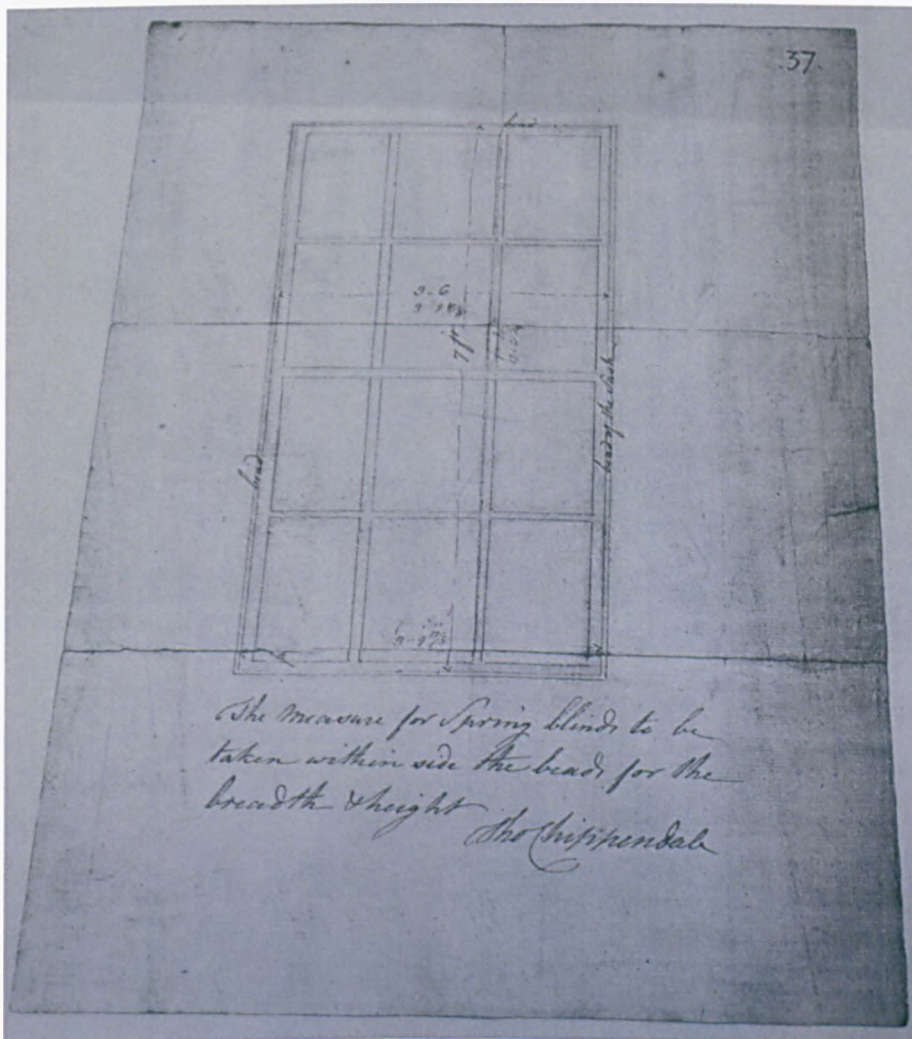
Medium: Pen

Dimensions: 305 x 205 mm

Hand: Thomas Chippendale

WYAS reference: WYL1352(2) C3/1/5/3/37

Location: West Yorkshire Archive Service, Wakefield



Catalogue number: 196

Purpose: Working drawing from the Adam office for the doors on the *parade* *mobile* level (first floor) at Nostell; executed with minor alterations

Aspect: Elevation of a door

Scale: bar scale of 1 ½ inches to 10 feet

Inscribed: *Manner of paneling the doors/ in the Principal Story of Sir / Rowland Wynn's house at Nostell and some measurements given*

Date range: 1766-76

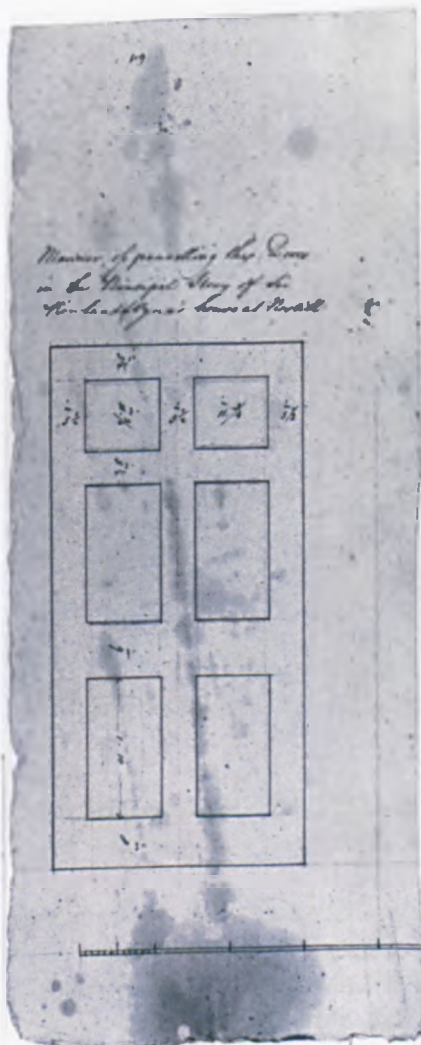
Medium: Pen and pencil

Dimensions: 465 x 185 mm

Hand: Adam office draughtsman

NT reference: [17]113, YRK 19780

Location: Nostell Priory drawings press



Catalogue number: 197

Purpose: Design from the Adam office for doors and shutters; as executed

Aspect: Elevation of a door, and a window shutter (verso) rough preliminary design for panels and a plan of a circular closet

Scale: to a scale

Inscribed: *Manner of dividing the Panels of the Doors/ and Shutters* and some measurements given

Date range: 1766-76

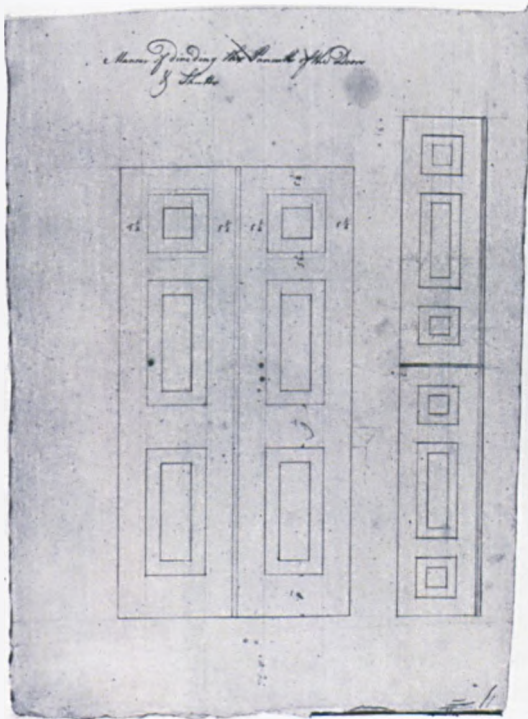
Medium: 450 x 325 mm

Dimensions: Pen and pencil

Hand: Adam office draughtsman

NT reference: [17]114, YRK 19777

Location: Nostell Priory drawings press



Catalogue numbers 188-197: Chimneypieces, frames, shutters and doors, notes:
These drawings are discussed in Volume 1, Chapter 3, part iii.

These designs for chimneypieces were executed and remain *in situ* in attic rooms. Likewise, the doors and shutters designed by Robert Adam survive. There are, however, numerous eighteenth-century frames in the house thanks to Charles Winn's avid collecting. As such it is difficult to ascertain whether any of these frame designs were executed.

iv. Architecture

Adam's 1776 scheme (catalogue numbers 198-207)

Catalogue number: 198-202

Purpose: (198-202) Preliminary designs from the Adam office for additions to the house; partly executed with alterations, but largely unexecuted

Aspect: (198) Ground plan showing a thirteen-bay central block and five-bay wings attached by three-bay links
(199) Plan of the first floor of Nostell showing a thirteen-bay central block and five-bay wings attached by three-bay links, and with an annotation of an interior wall-elevations in the bottom right-hand corner
(200) Elevation of the principal (east) front, of a house with a three-storey, thirteen-bay central block with a hipped roof, with three-storey, three-bay links, and three-storey, five-bay wings with hipped roofs
(201) Elevation of the garden (west) front of a house with a three-storey, thirteen-bay central block with a hipped roof, with three-storey, three-bay links, and three-storey, five-bay wings with hipped roofs
(202) Elevation of the side (north) front of a house with two-bay wings, flanking a light-well screening the central block in between, with a rough pencil annotation showing a detail of the Ionic light-well, and with pencil drawn annotations in the bottom right-hand corner

Scale: (198-202) bar scale of $\frac{3}{4}$ inch to 10 feet

Inscribed: (198) *Plan of the Ground Floor of Nostel Yorkshire The Seat of Sir Rowland Winn / Bake House / Kitchen / Sallery / Larder / Pantry / Court / Brew House / Servants Hall / Servants Dining Room / Butlers Pantry / Plate Room / Closet / Vestibule / Stewards Office / Stewards Parler / Porters Room / Porters Bedrooms / Stab Hall / Vestibule / Billiard Room / Sir Rowland's Dressing room / Lumber room / Stair Room / Vestibule / Store room / Housekeepers room / Stile Room / Dressing Room / Cold Bath / Cold Bath / Bedroom / Hot Bath / Wash House / Lanchby / Sallery / Dairy and measurements given*

(199) *West / East (in pencil) Plan of the principal Story of Nostel in Yorkshire The Seat of Sir Rowland Winn / Bedrooms / Kitchen continued / Bed Room / Brew House continued / Parlour room / Lachs Dressg room / Gentlemans Dressg room / Draught Room / Bed Chamber / Staircase / Parlour room / Lachs Dressg room / Seat Bed room / Bed Room / Gentlemans Dressing room / Salon / Hall / Dining room / Library / Staircase / Vestibule / Lady Winn's Toilet room / Bed Chamber / Parlour room / Lady Winn's Dressing room / Water Closet / Anti room / Music room / Bed Chamber / Dining Room / Bed room / Bed Chamber (in pen) and measurements given*

(200) *Elevation of the Principal & East Front of Nostel in Yorkshire. The Seat of Sir Rowland Winn and some measurements given (verso) 1*

(201) *Elevation of the West Front of Nostel in Yorkshire. The Seat of Sir Rowland Winn and some measurements given (verso) 2*

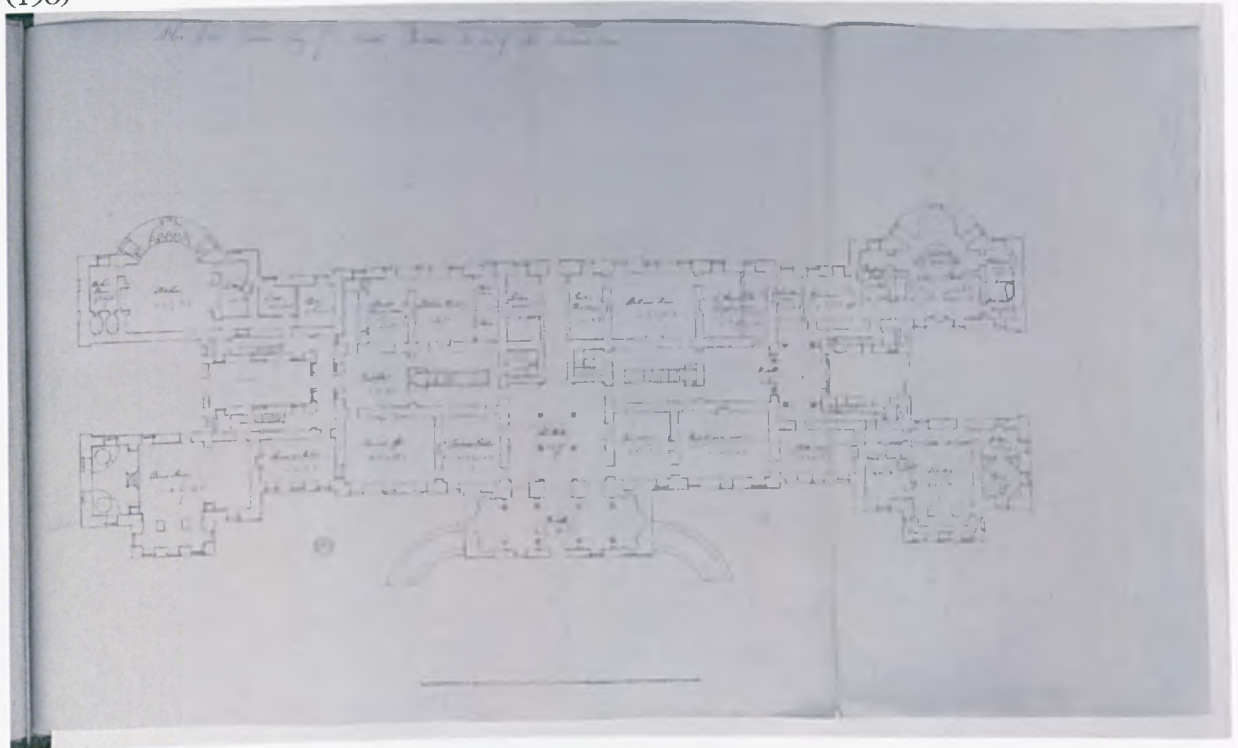
(202) *North end of Nostel in Yorkshire the Seat of Sir Rowland Winn Baronet [in Yorkshire the Seat of Sir Rowland Winn Baronet in the hand of William Adam (junior)]*

Datable to, and dated:

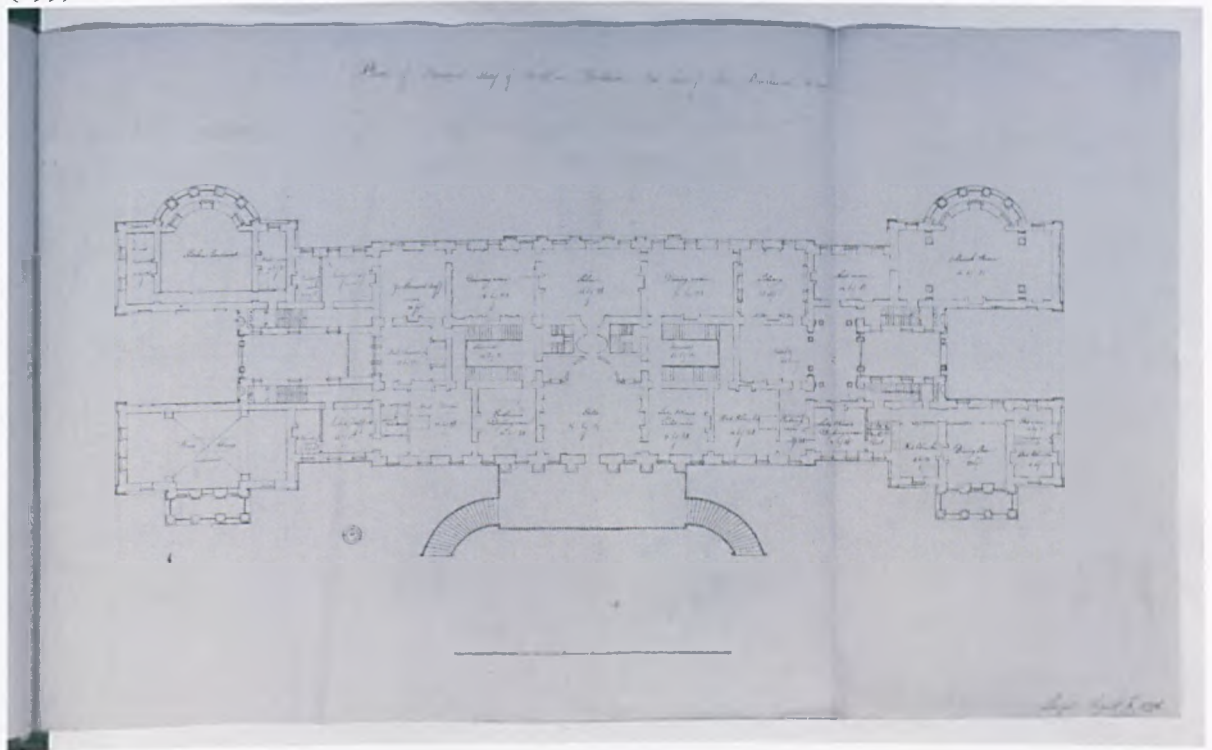
(198) August 1776; (199-202) *Adphi August 1 1776*

Medium: (198-200) Pen and pencil; (201-202) pen
Dimensions: (198) 500 x 855 mm; (199) 510 x 835 mm; (200) 510 x 745 mm; (201) 515 x 745 mm; (202) 340 x 465 mm
Watermark: (198-199) Footed *P*, (200-201) *JWHA TMAN* and *GR* surmounted by fleur-de-lis within crowned cartouche
Hand: (198-202) Adam office draughtsman, possibly Robert Adam; (202) addition to the title inscription in the hand of William Adam
SM reference: (198) Adam volume 41/44; (199) Adam volume 41/45; (200) Adam volume 41/41; (201) Adam volume 41/42; (202) Adam volume 41/43
Location: (198-202) Sir John Soane's Museum


(198)




(199)




(200)



(201)



(202)



Catalogue number: 203-207

- Purpose: (203-207) Presentation drawings from the Adam office for additions to the house; partly executed with alterations, but largely unexecuted
- Aspect: (203) Ground plan showing a thirteen-bay central block, and four five-bay wings attached by three-bay links
(204) Plan of the first storey of a thirteen-bay central block, and four five-bay wings attached by three-bay links
(205) Elevation of the principal (east) front of a three-storey, thirteen-bay central block, with a hipped roof, and a portico and pediment across the central five bays, flanked by three-storey, three-bay links with flat roofs, and three-storey, five-bay wings with hipped roofs and porticos and pediments across the central three bays
(206) Elevation of the garden (west) front of a three-storey, thirteen-bay central block with a hipped roof, and a portico and pediment across the central five bays, attached to three-storey, three-bay links with flat roofs, and three-storey, five-bay wings with hipped roofs and colonnaded bows across the central three bays
(207) Elevation of the side (north) front of a house with three-storey, two-bay wings, with a portico to the east, and a bow to the west, with an Ionic light-well screening the central block in between
- Scale: (203-207) bar scale of ½ inch to 10 feet
- Inscribed: (203) *Plan of the ground Story of Nostd in Yorkshire The Seat of Sir Rowland Winn Baronet / Bake House / Kitchen / Sallery / Larder / Pantry / Coat / Brew House / Servants Hall / Stewards Dining / Room / Cleaning Room (in pencil) / Butler's Pantry / Plate Room / Closet / Vestible / Stewards Office / Still Room (in pencil) / Stewards Parlour / Housekeeper's Room (in pencil) / Porter's Room / Butler's / Bed room (in pencil) / Porter's Bed room / Sub Hall / Vestible / Billiard Room / Sir Rowland's Dress Room / Store room / Housekeeper's room / Vestible / Larder room / Gin room / Dressing / room / Cold Bath / Bed room / Hot Bath / Coat / Still room / Wash House / Laundry / Sallery* to and measurements given
(204) *Plan of the Principle Story of Nostd in Yorkshire The Seat of Sir Rowland Winn / Bed room / Kitchen continued / Pouring room / Lady's Dress room / Gentleman's Dress / room / Bed chamber / Brause continued / Powdering Room / Lady's Dress room / Servants / Bed room / Bed chamber / Dining Room / Salon / Staircase / Gentleman's Dressing / room / Hall / Drawing Room / Staircase / Lady Winn's Toilet / room / Library / Ante Room / Vestible / Bed Chamber / Powdering room / Lady Winn's Dress / room / urther dose / Music Room / Bed Chamber / Dining Room / Bed room / Bed Chamber* and measurements given (verso) *Principle Story*
(205) *Principal Front of Nostd in Yorkshire The Seat of Sir Rowland Winn Baronet*
(206) *West Front of Nostd in Yorkshire The Seat of Sir Rowland Winn Baronet*
(207) *North end of Nostd*
- Dated: (203-207) *Robt Adam Archt 1776*
- Medium: (203) Pen, pencil and wash within a single ruled border; (204-207) pen and wash within a single ruled border
- Dimensions: (203) 535 x 830 mm; (204) 530 x 840 mm; (205) 555 x 880 mm; (206) 530 x 830 mm; (207) 420 x 690 mm
- Watermark: (203-204) *LP* (207) *PL*

Hand: (203-207) Adam office draughtsman

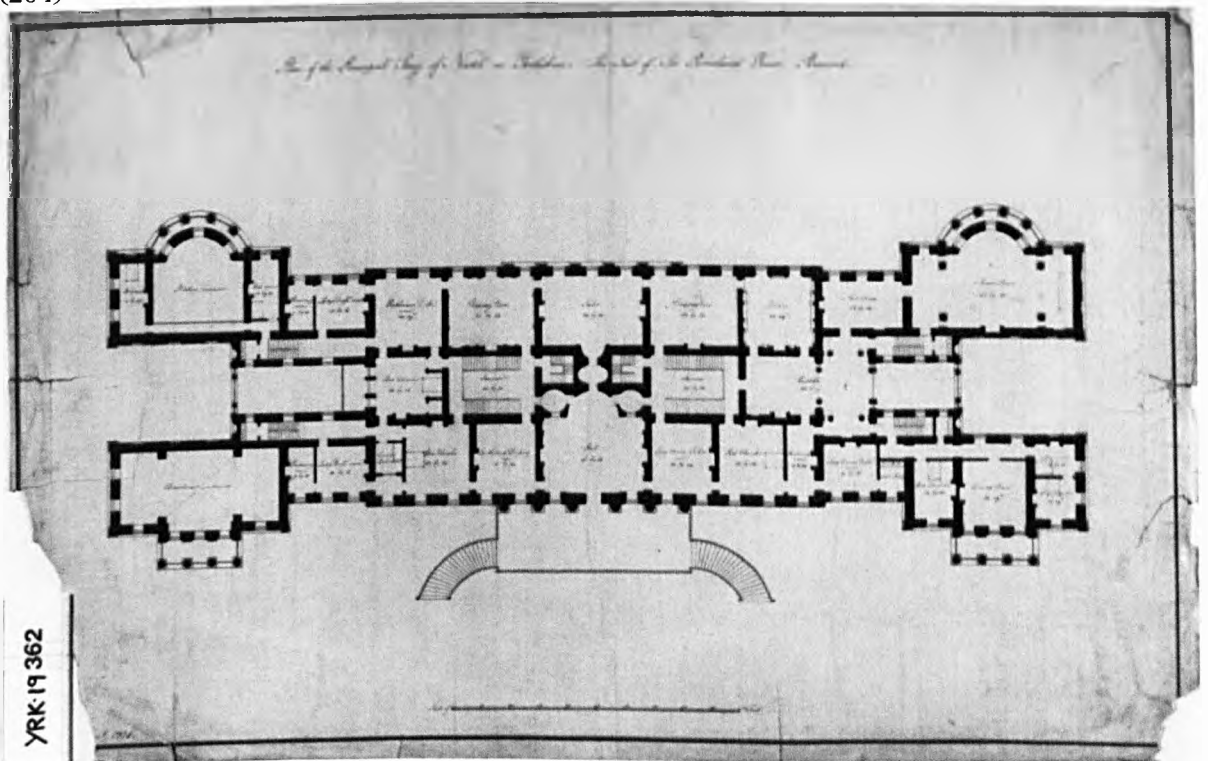
NT reference: (203) [17]68, YRK 19364; (204) [17]69, YRK 19362; (205) [17]70, YRK 19605;
(206) [17]71, YRK 19363; (207) [17]72, YRK 19573

Location: (203-207) Private collection of Lord St Oswald

(203)




(204)




YRK 19362


(205)



(206)



(207)



Catalogue numbers 198-207: Adam's 1776 scheme, notes

These drawings are discussed in Volume 1, Chapter 4, part i.

Drawings 198-207 are Robert Adam's response to the 5th Baronet's request for architectural alterations (see Volume 1). Drawings 198-202 are preliminary designs for the scheme from the office drawings collection. Drawings 203-207 are the surviving presentation drawings which were sent to Nostell. The presentation drawings are included in Adam's account for drawings sent to Nostell in October 1776.¹⁰⁹ Adam's account also included a plan for the attic storey, and a section through the house, neither of which survive.

These drawings show that Adam's scheme for architectural alterations proposed the addition of four new wings. These new wings required the demolition of Paine's kitchen and brewhouse pavilions. In the event only one of Adam's wings was built. Paine's brewhouse pavilion was, however, demolished in preparation for Adam's unexecuted replacement. The date of the demolition of Paine's brewhouse pavilion is uncertain.

¹⁰⁹ WYAS WYL 1352(1) A4/ 1551/2, Letter from Robert Adam to Sir Rowland Winn, 5th Baronet of Nostell, regarding drawings sent to Nostell, no date.

Family Wing and light well (catalogue numbers 208-223)

Catalogue number: 208

Purpose: Working drawing from the Adam office for the layout of the attic storey of the Family Wing; as executed

Aspect: Plan of the attic storey of a five-bay wing and three-bay link (verso) rough preliminary design of a detail of a moulding

Scale: bar scale of 1 1/5 inch to 10 feet

Inscribed: *Plan of the Attic Story of the new Wing for Nostd / All the rooms on this Story 8 feet high / Lead flat / Bed Chamber / Dressg room / Bed Chamber / Bed room / Dressing Room* and measurements given (verso) rough calculations in pencil

Dated: *A delphi October 1 1776*

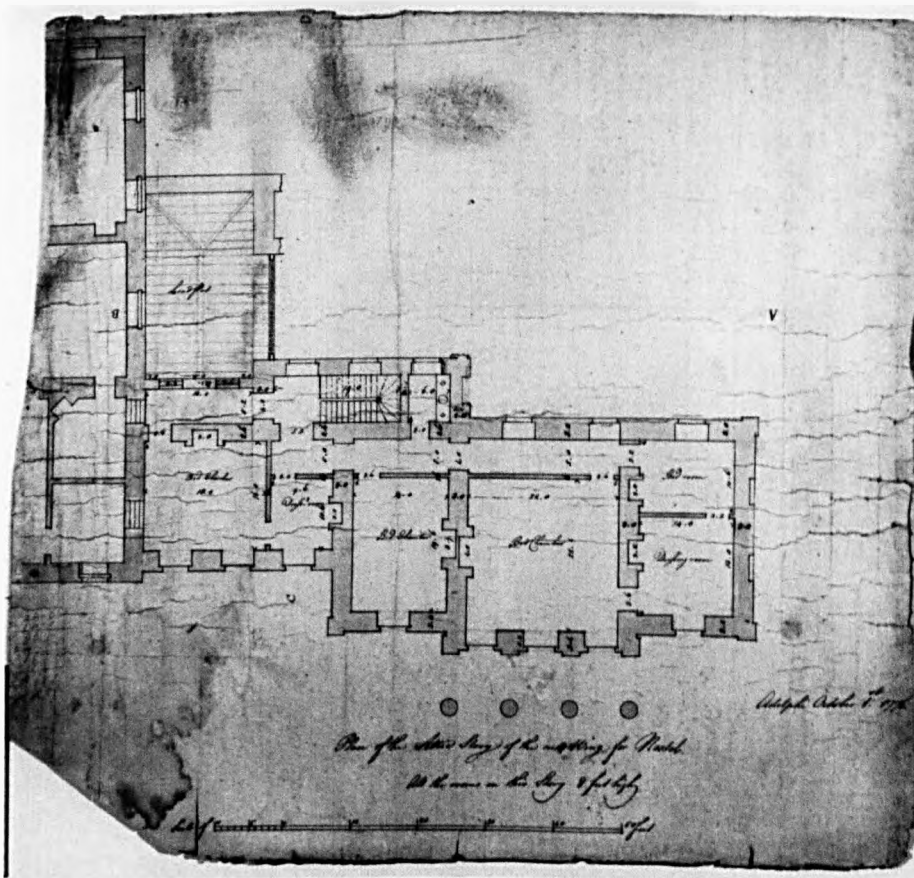
Medium: Pen, wash and brown wash

Dimensions: 495 x 540 mm

Hand: Adam office draughtsman

NT reference: [17]73, YRK 19626

Location: Nostell Priory drawings press



Catalogue number: 209-210

Purpose: Working drawings from the Adam office for principal (east) and side (north) fronts of the Family Wing; as executed

Aspect: (209) Elevation of a three-storey, five-bay wing with a hipped roof and a portico and pediment across the central three bays, attached to a three-storey, three-bay link with a flat roof, and to a three-storey central block with a hipped roof. The entire structure has a rusticated ground storey
(210) Elevation of a three-storey, two-bay wing with a portico and hipped roof, adjacent to a three-storey central block with a niche on the first floor

Scale: (209-210) bar scale of 1 1/5 inches to 10 feet

Inscribed: (209) *East Front of the new Wing for Nostd / Part of Body of House / [cropped] height of the Plinths / strings and Rusticks front A to B Must be the same / as those of the body of Building / The Basement the same height / as the present Basement / of House* and measurements given

(210) *North front of new Wing for Nostd* and measurements given (verso) *North Front*

Dated: (209-210) *Adphi October 1 1776*

Medium: (209-210) Pen


Dimensions: (209) 485 x 600 mm; (210) 430 x 300 mm

Hand: (209-210) Adam office draughtsman, possibly Robert Adam

NT reference: (209) [17]74, YRK 19633; (210) [17]75

Location: (209-210) Nostell Priory drawings press

(209)



(210)



Catalogue number: 211-212

Purpose: (211-212) Working drawings from the Adam office for the side (north) front; unexecuted

Aspect:: (211) Elevation of a three-storey, five-bay wing, with a three-storey screen to the right, containing a two-storey colonnade, and connecting to another wing shown in section
(212) Section through a three-storey wing, set against the outline elevation of a central block, and with a Venetian window on the first floor

Scale: (211-212) bar scale of 1 1/5 inches to 10 feet

Inscribed: (211) *West front of new Wing for Nostell taken upon the line A.B. on the Plan and measurements given*
(212) *Section across the new wing from Nostell from C to D on the Plan and measurements given*

Dated: (211-212) *A delphi October 1 1776*

Medium: (211) Pen, wash and brown wash; (212) pen and brown wash

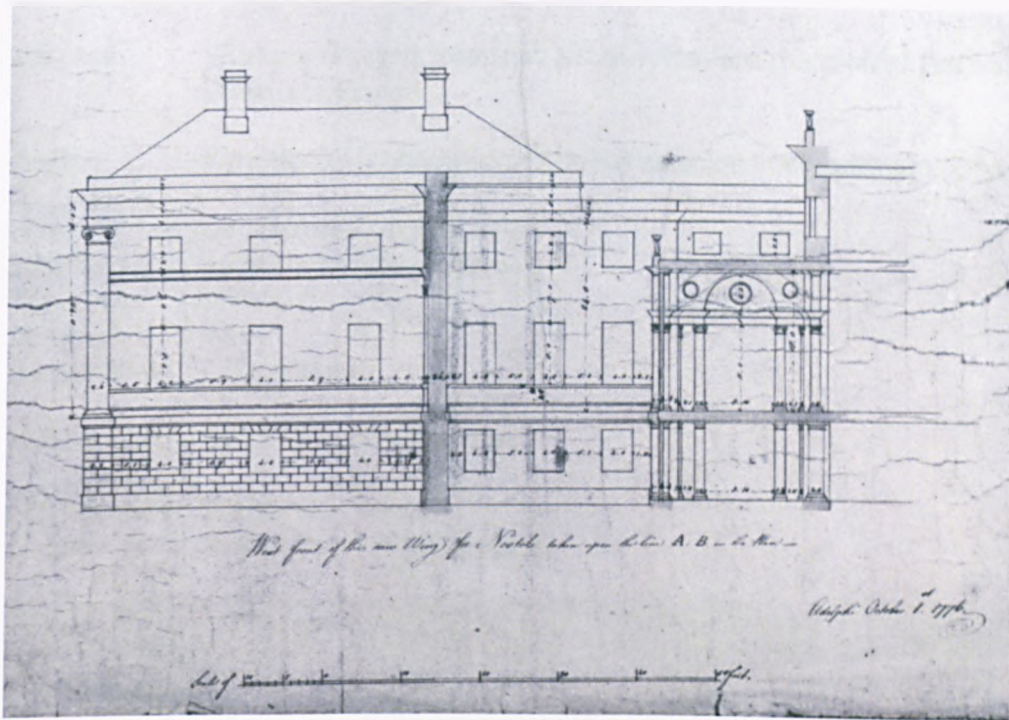
Dimensions: (211) 485 x 530 mm; (212) 460 x 520 mm

Hand: (211-212) Adam office draughtsman, possibly Robert Adam

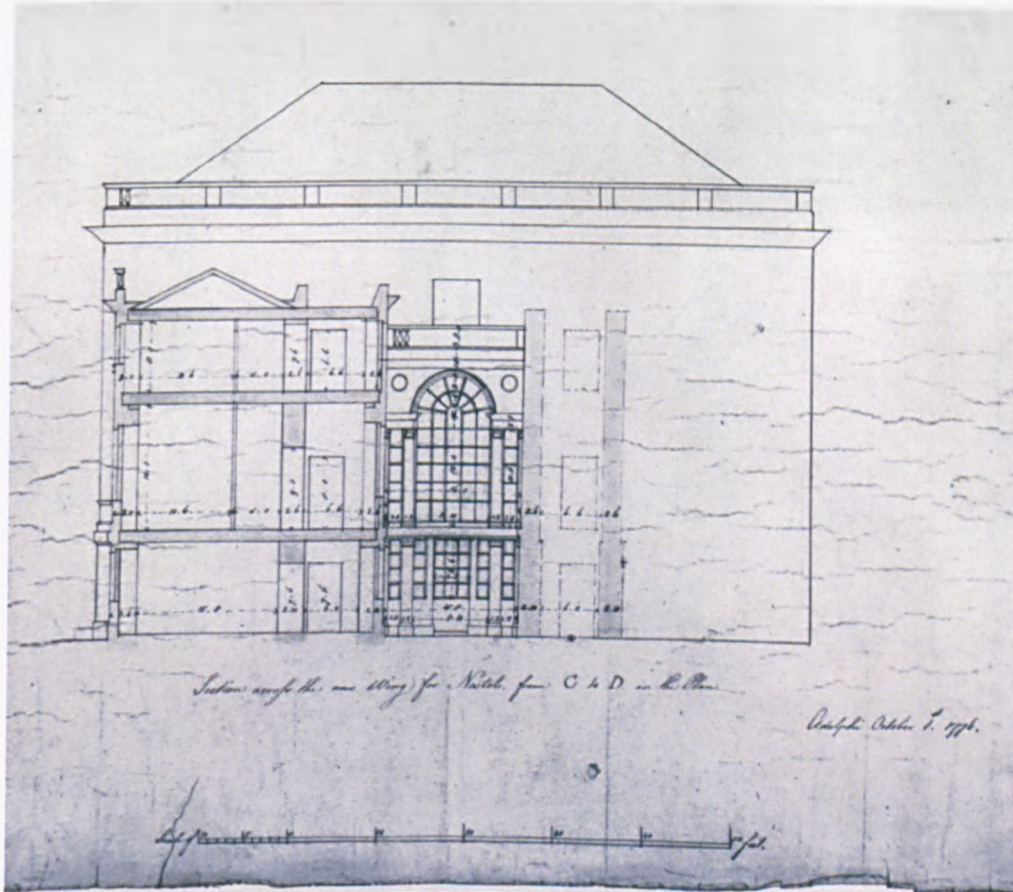
NT reference: (211) [17]76, YRK 19634; (212) [17]77, YRK 19615

Location: (211-212) Nostell Priory drawings press

(211)



(212)



Catalogue number: 213

Purpose: Working drawing from the Adam office for the ground floor of the Family Wing; as executed

Aspect: Elevation of a one-storey, three-bay rusticated wall, with square windows

Scale: bar scale of $\frac{1}{4}$ inch to 1 foot

Inscribed: Some measurements given

Datable to: 1776

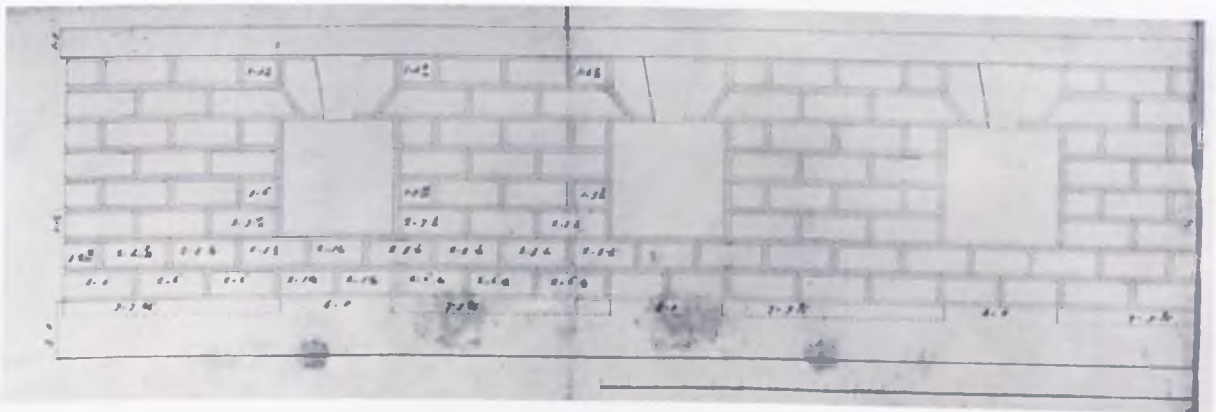
Medium: Pen

Dimensions: 245 x 650 mm

Hand: Adam office draughtsman

NT reference: [17]78, YRK 19641

Location: Nostell Priory drawings press



Catalogue number: 214

Purpose: Working drawing from the Adam office for an ornamental string course, unexecuted

Aspect: Elevation of a detail of a band of guilloche enclosing rosettes

Scale: full size

Inscribed: *String that runs through the Front of House and Wings at Nostell*

Dated: *A delphi 15 April 1778*


Medium: Pen

Dimensions: 315 x 515 mm

Hand: Adam office draughtsman

NT reference: [17]81, YRK 19774

Location: Nostell Priory drawings press



Catalogue number: 215

Purpose: Working drawing from the Adam office for the cornice and archivolt for the Venetian window in the Billiard Room; as executed

Aspect: Elevation of details of a cornice and archivolt for a window

Scale: half size

Inscribed: *Archivolt / Cornice and Archivolt for / the front of / Venetian Window / from on the other side*

Dated: *Adphi / 25 Jan 1777*

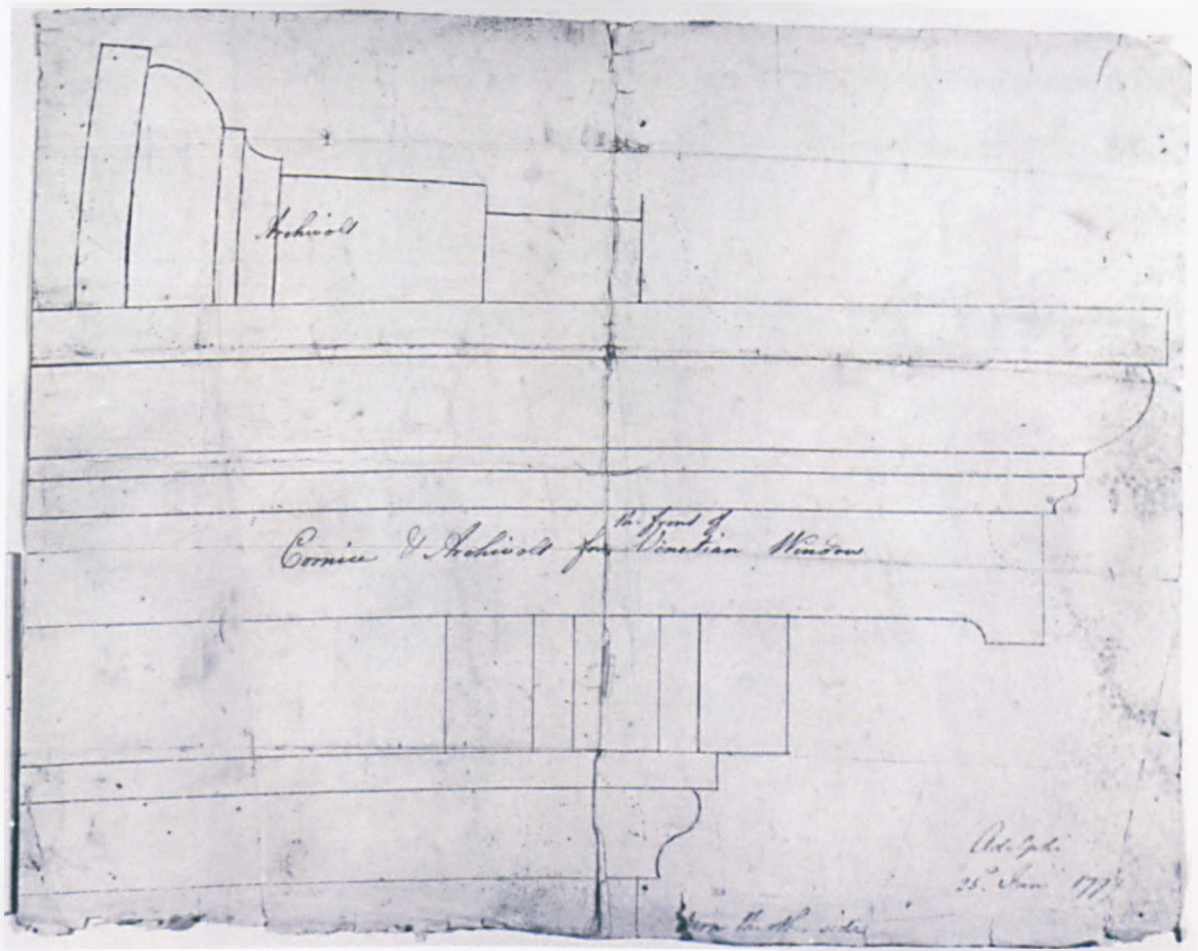
Medium: Pen

Dimensions: 320 x 450 mm

Hand: Adam office draughtsman

NT reference: [17]80, YRK 19803

Location: Nostell Priory drawings press



Catalogue number: 216-219

Purpose: (216-219) Working drawings from the Adam office for masonry for the Family Wing; as executed

Aspect: (216) Elevation of a detail of an Ionic capital with additional unlobed acanthus leaves around the neck for the portico
(217) Elevation of a detail of an Ionic capital for a pilaster for the north front
(218) Elevation of a detail of a base for the pilasters on the north front
(219) Elevation of a detail of a chimney cap

Scale: (216-219) full size

Inscribed: (216) *Capital for the Columns of the New Wing at Nostd / The Profile is on the other side*
(verso) *detail of end of white*
(217) *Capital for the / small / Pilasters in the / North front of the new wing at Nostd / The profile on the other side* (verso) *detail of end of white*
(218) *Base for Pilasters in North front / of New Wing for Nostd* and annotations in pencil
(219) *Caps of Chimneys for the New Wing at Nostd / and Matching ground Moldings*
(verso) *one chimney 9ft 6in By 2 inch / Chimneys / No 2 / To Plus*

Dated: (216-219) *Adphi / 15 April 1778*

Medium: (216) Pen, pencil and wash; (217) pen and wash; (218) pen and pencil; (219) pen

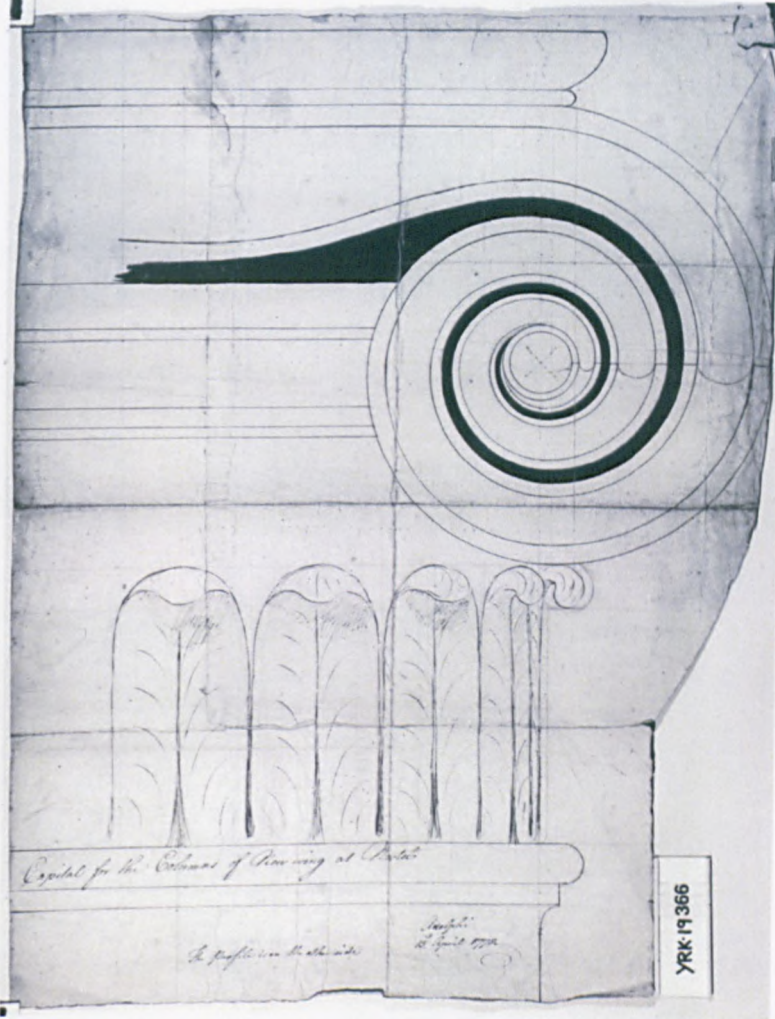
Dimensions: (216) 890 x 675 mm; (217) 390 x 520 mm; (218) 250 x 510 mm; (219) 520 x 330 mm

Hand: (216-219) Adam office draughtsman

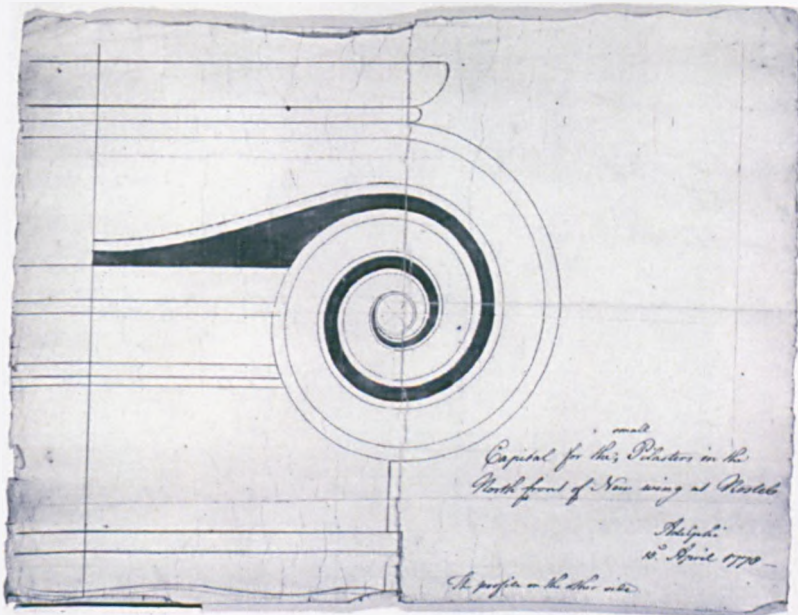
NT reference: (216) [17]84, YRK 19366; (217) [17]83, YRK 19586; (218) [17]82, YRK 19796; (219) [17]86, YRK 19590

Location: (216-219) Nostell Priory drawings press

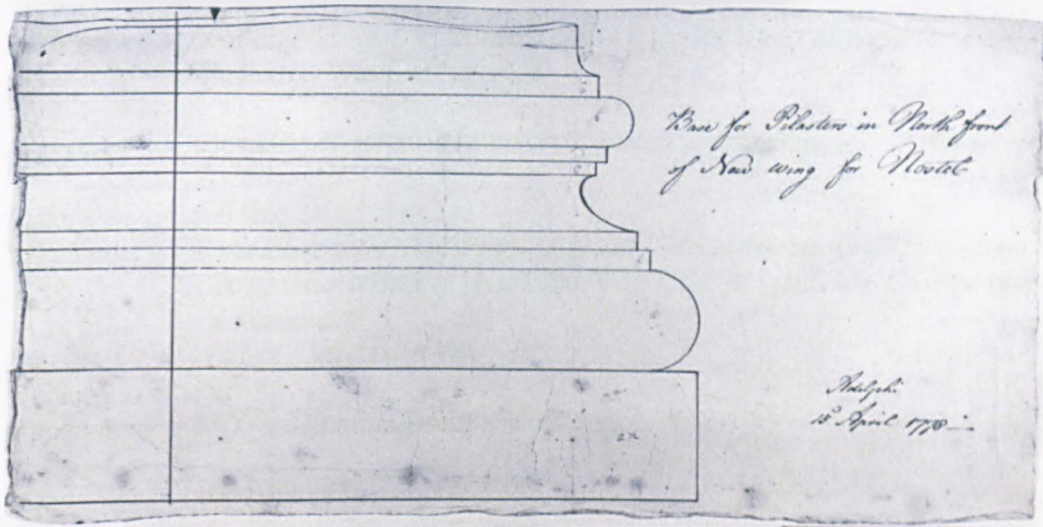
(216)




(217)



(218)



(219)



Catalogue number: 220

Purpose: Working drawing from the Adam office for the entablature and balustrade for the Family Wing; as executed

Aspect: Elevation of an entablature ornamented with dentils, and a balustrade

Scale: full size

Inscribed: *Entablature of the New Wing / at Nostd / Balustrade between Body of House & Wing / Cornice between Body of House and Wing / Architecture / our Columns (verso) rough calculations*

Dated: *Adphi / 15 April 1778*

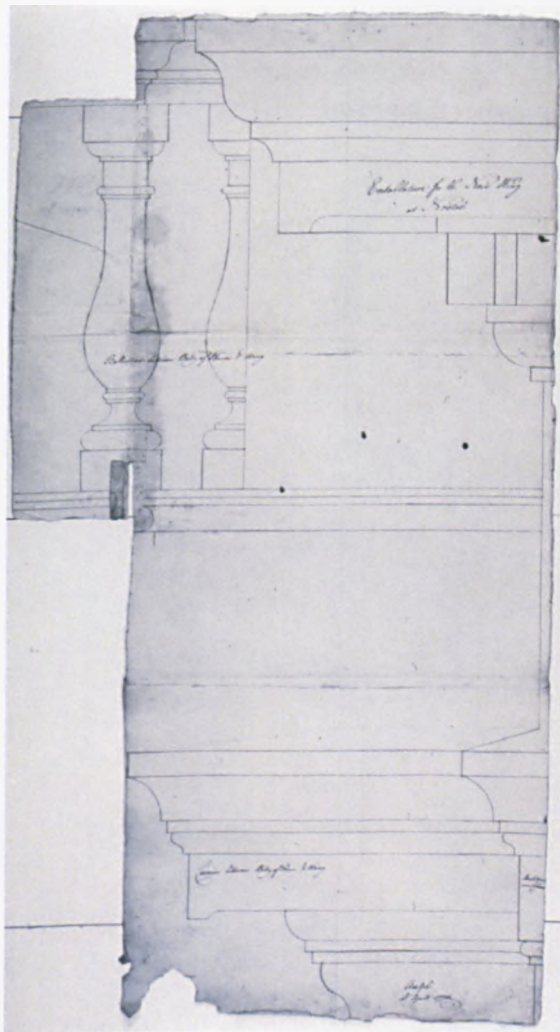
Medium: Pen

Dimensions: 1500 x 820 mm (4 sheets affixed)

Hand: Adam office draughtsman

NT reference: [17]85, YRK 19826A

Location: Nostell Priory drawings press



Catalogue number: 221

Purpose: Working drawing from the Adam office for the skylight for the Family Wing; executed with alterations

Aspect: Plan and section of a rectangular roof-light

Scale: bar scale of 1 1/5 inches to 10 feet

Inscribed: *Plan and sections of Roofs of new Wing at Nostell / The wall plates to Roof about 10 or 12 inches / by 6 in Thick / The Beams to Principal Rafters / about 9 in At Bottom 8 in at top and 7 in Thick / The King Posts 17 in thick the width to be / sufficient to form the Joggles / the Struts / or Braces 6 in / The Purlins about 7 in / or 8 in wide by about 6 1/2 thick to be framed / into the Principal Rafters horizontally and / not morticed for the small Rafters / The small Rafters will be splayed and bird mouth / to do / the Purlins to be placed the one above the Struts / or braces and the other below it so as not to weaken the principals / The Roof and Plates under do / to run straight through and not to have any / Brakes. The Beams and wall plates to be long enough to bear upon the / outside walls within 4 or 6 ins from the outside for the better tying in the / walls and Roof as shown in the drawing / The Roof to Pediment to be / domed on upon the roof of Wing and covered with lead it should rise / 1/6 of the width / The Rafters to the Pediment may be / about 62 by 32 or they may be / laid upon a purlin about midway if so they need not be large / the water to be / brought down in the angles each side of the pediment and the internal angle next the flat / flat lead / pipe / Ridge throughout to Hips / a Roof to a and measurements given in pencil / about 10 of by that we have / is united to the and added rough calculations*

Dated: *A delphi 15 April 1778*

Medium: Pen and pencil

Dimensions: 640 x 520 mm

Hand: Adam office draughtsman, possibly Robert Adam

NT reference: [17]79, YRK 19617

Location: Nostell Priory drawings press

Catalogue number: 222

Purpose: Working drawing from the Adam office for the staircases for Adam's proposed northern wings; unexecuted

Aspect: Plan of staircases at ground, principal and attic storey levels, and with a light-well screen between them

Scale: bar scale of 1 1/5 inches to 10 feet

Inscribed: *Ground story/ Principal story/ Attic story* and measurements given

Dated: *A d d p h i 24 S e p t 1778*

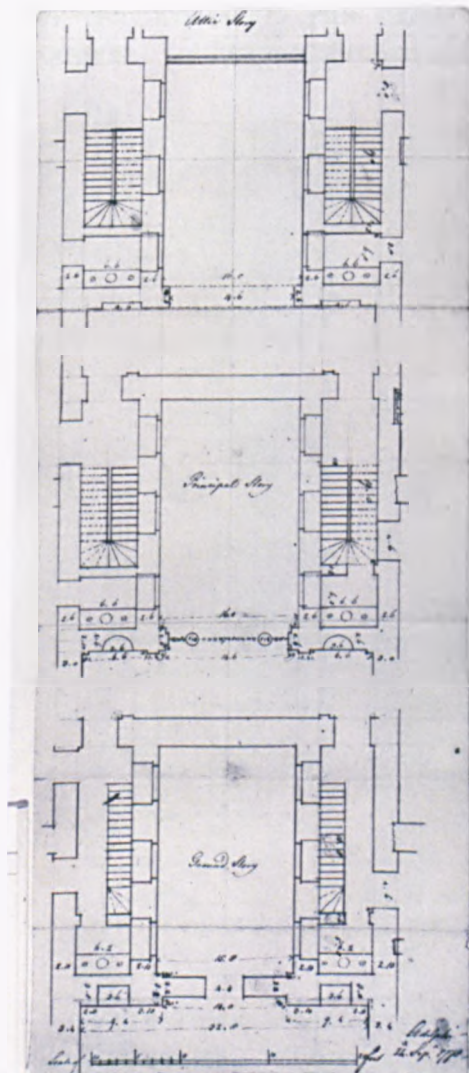
Medium: Pen

Dimensions: 495 x 200 mm

Hand: Adam office draughtsman, possibly Robert Morison

NT reference: [17]92, YRK 19794

Location: Nostell Priory drawings press



Catalogue number: 223

Purpose: Working drawing from the Adam office for the light-well screen on the north front; unexecuted

Aspect: Elevation and section of a light-well screen between two buildings, with a rusticated ground storey, and niches and an arch screened by columns on the first storey

Scale: bar scale of 1/10 inch to 1 foot

Inscribed: *Plan of the North front of the new Wing / at Nostd / Section / through the screen / The Square and circular Panels should be sunk about one inch / to receive the Bas reliefs and measurements given*

Dated: *A d d p h i / 14 Apr 1778*

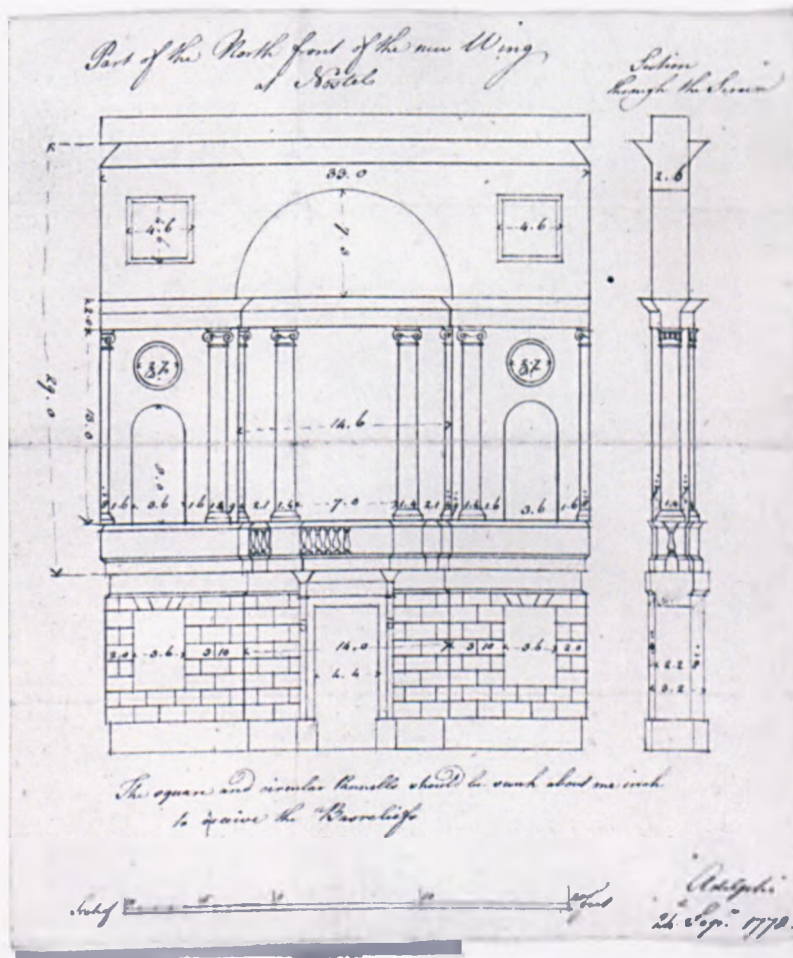
Medium: Pen

Sight dimensions: 200 x 280 mm

Hand: Adam office draughtsman, possibly Robert Morison

NT reference: [17]93, YRK 19685

Location: Private collection of Lord St Oswald



Catalogue numbers 208-223: Family wing and light well, notes:

These drawings are discussed in Volume 1, Chapter 4, parts ii-iii.

Following Adam's proposal for architectural alterations in 1776 (drawings 198-207), building work on the Family wing began immediately. Many of the surviving drawings for the Family wing are listed in Adam's account.¹¹⁰ This account includes a plan for the attic storey (drawing 208), an elevation of the east front (drawing 209), an elevation of the north front (drawing 210) and a section through the wing (drawing 212). According to Adam's account these drawings for the Family wing were sent to Nostell in October 1776. With these extant drawings for the Family wing Adam sent plans for the ground and first storey, and an elevation of the west front, none of which survive. Moreover, a design for the stairs was sent in February 1777. In April 1778 the drawings for the Ionic capitals and bases (drawings 216-218), the chimney caps (drawing 219), the balustrade (drawing 220) and the roof and skylight (drawing 221) were all sent to Nostell. The drawing for the light well, shown in drawing 223, was sent to Nostell in September 1778.

¹¹⁰ WYAS WYL1352(1) A4/1551/2, Letter from Robert Adam to Sir Rowland Winn, 5th Baronet of Nostell, regarding drawings sent to Nostell, no date.

Billiard Room (catalogue numbers 224-234)

Catalogue number: 224-225

Purpose: (224-225) Working drawings from the Adam office for the Billiard Room; as executed

Aspect: (224) Section through a room showing a Venetian window-shaped Ionic screen, flanked by doors within relieving arches screened by further Ionic columns
(225) Plan and section through a room, showing a Venetian window-shaped Ionic screen, flanked by doors within relieving arches screened by further Ionic columns

Scale: (224-225) bar scale of 3 ½ inches to 10 feet

Inscribed: (224) *Section of the South Side of the Vestibule at Nostel / Section of / Chapple / Willican / Chappell / stucco / wood / The Doors to / be the same size / as the other door / in the room / The Cornice and frieze marked A / to be the same as that on the outside / The Cornice and frieze of the doors to be / the same as those in the old room / and the cornice the same with / one face only / The Base and Subbase to be the same as that in the old room* and measurements given
(225) *Section of the South Side of the Vestibule at Nostel / Soffit* and measurements given

Dated: (224) *A delphi / 17 June 1783* (225) *A delphi / 6 Sept 1783*

Medium: (224) Pen, pencil and brown pen; (225) pen and brown pen

Dimensions: (224) 290 x 440 mm; (225) 400 x 325 mm

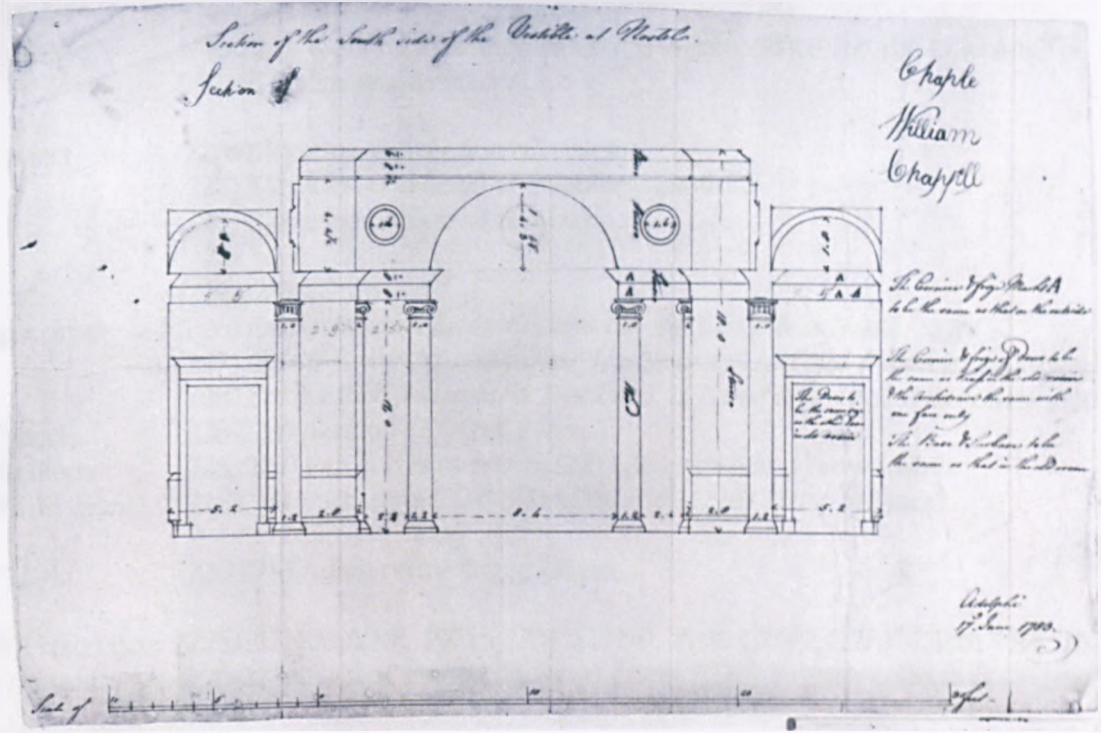
Watermark: (225) *JBUTTANSHA W* and Britannia seated within a crowned cartouche

Hand: (224-225) Adam office draughtsman, possibly Robert Morison

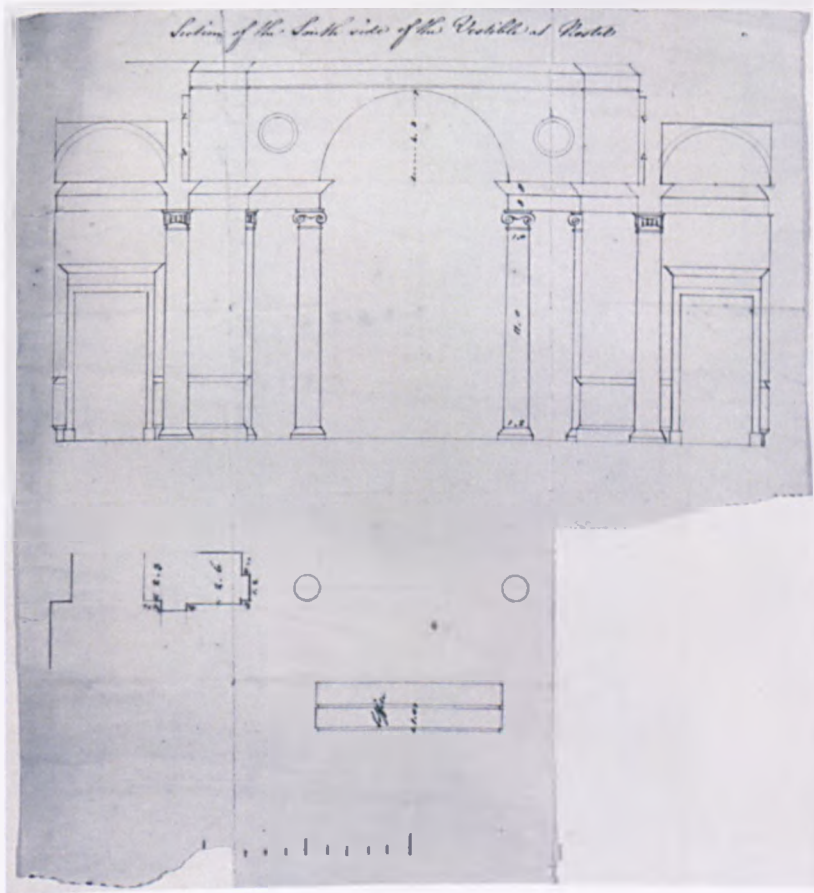
NT reference: (224) [17]96, YRK 19771; (225) [17]97, YRK 19591

Location: (224-225) Nostell Priory drawings press

(224)



(225)



Catalogue number: 226-228

Purpose: (226-228) Working drawings from the Adam office for the columns for the Billiard Room; as executed

Aspect: (226) Elevation and section of a capital
(227) Elevation of a detail of an Ionic capital
(228) Elevation of a detail of a base

Scale: (226-228) full size

Inscribed: (226) *Profile of Capital for the Columns in/ the Vestibule at Nostell / scffit*
(227) *Capital for the Columns in the/ Vestibule at Nostell* and dimensions given
(228) *Base for the Columns in the Vestibule/ at Nostell* and some dimensions given

Dated: (226-228) *A delphi / 17 April 1783*

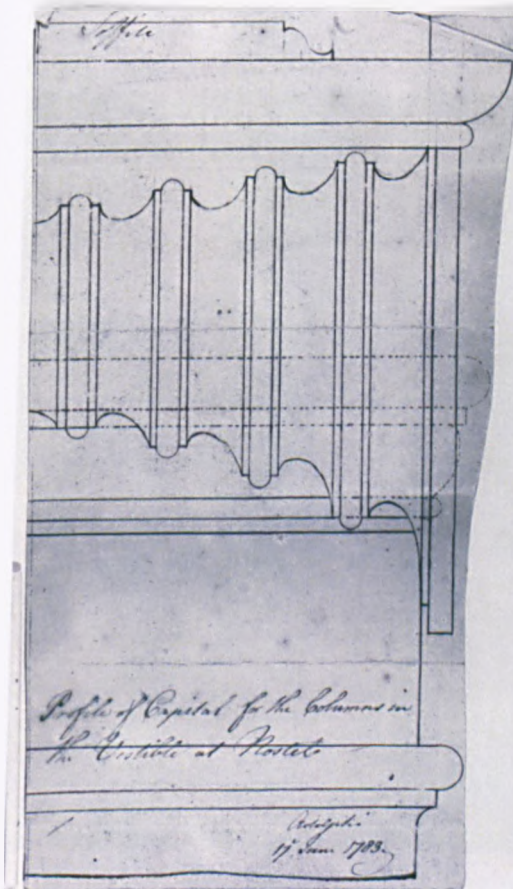
Medium: (226, 228) Pen and brown pen; (227) pen, wash and brown wash

Dimensions: (226) 340 x 185 mm; (227) 390 x 260 mm; (228) 230 x 240 mm


Hand: (226-228) Adam office draughtsman

NT reference: (226) [17]100, YRK 19715; (227) [17]99, YRK 19749; (228) [17]98, YRK 19678
Location: (226-227) Nostell Priory drawings press; (228) Private collection of Lord St Oswald


(226)



(227)



(228)



Catalogue number: 229

Purpose: Working drawing from the Adam office for the entablature in the Billiard Room; executed with alterations

Aspect: Elevation of a detail for an entablature ornamented with acanthus leaves and masks, and with a pencil-drawn mask annotated in the bottom right-hand corner

Scale: full size

Inscribed: *Entablature for the / Vestibule at Nostell / the head to be placed over / any vase and*

Patera / The frieze to have Pateras and Vases / the same as in the old room

Dated: *Adphi / 17 June 1783*


Medium: Pen and brown pen

Dimensions: 420 x 260 mm

Hand: Adam office draughtsman, possibly Robert Adam

NT reference: [17]103, YRK 19793

Location: Nostell Priory drawings press



Catalogue number: 230

Purpose: Working drawing from the Adam office for the cornice and soffit for the Billiard Room; as executed

Aspect: Detail of cornice ornamented with fluting, and a soffit ornamented with rosettes enclosed by guilloche

Scale: full size

Inscribed: *Cornice and Soffit for the Vestibule/ at Nostd*

Datable to: c.1783


Medium: Pen

Dimensions: 310 x 415 mm

Hand: Adam office draughtsman

NT reference: [17]101, YRK 19768

Location: Nostell Priory drawings press



Catalogue number: 231-232

Purpose: (231-232) Design and record drawing from the Adam office for a ceiling for Billiard Room; unexecuted

Aspect: (231) Plan of a tripartite rectangular ceiling, with a central rosette encircled by fans within lozenges, festoons, and rosettes enclosed within wreaths, and flanked by further rectangular ceiling
(232) Plan as drawing 231

Scale: (231-232) bar scale of 1/3 inch to 1 foot

Inscribed: (231) *Ceiling for the new Vestibule at Nostell* (verso in pencil) *Ornaments for* [_ _ _ _] (illegible)
(232) *Ceiling for the new Vestibule at Nostell*

Datable to: c.1783

Medium: (231) Pen, pencil and wash; (232) pencil and pen

Dimensions: (231) 240 x 330 mm; (232) 290 x 460 mm

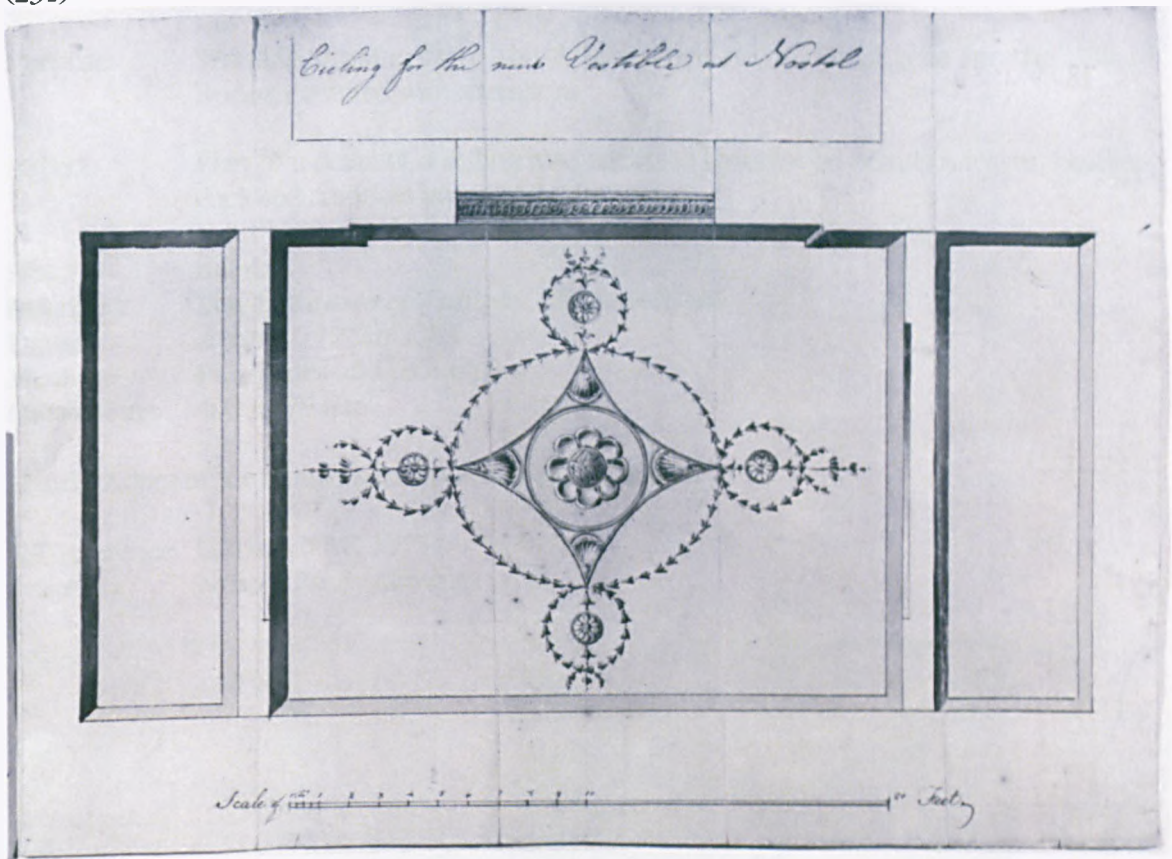
Watermark: (231) W and garter cartouche surmounted by Strasburg lily

Hand: (231-232) Adam office draughtsman, possibly Robert Morison

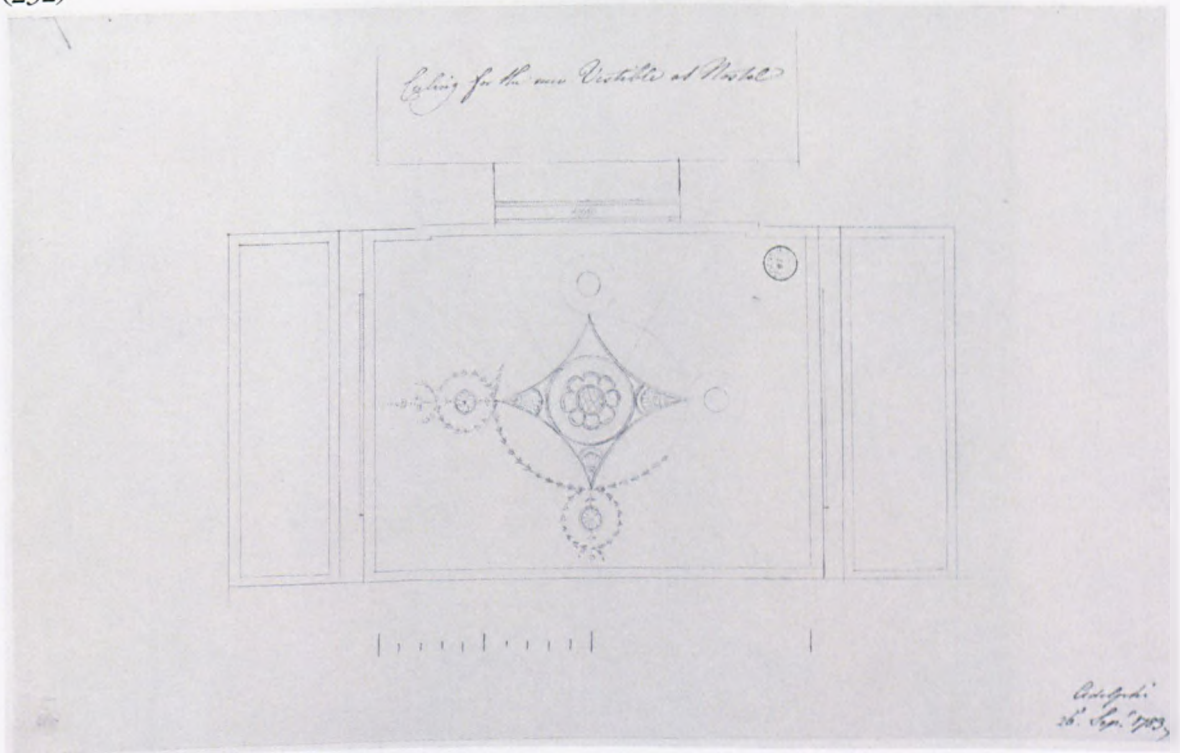
NT and SM references: (231) [17]102, YRK 19712; (232) Adam volume 14/87

Location: (231) Nostell Priory drawings press; (232) Sir John Soane's Museum

(231)



(232)



Catalogue number: 233

Purpose: Working drawing from the Adam office for a ceiling rose for the Billiard Room; executed with alterations

Aspect: Plan of a detail of a ceiling rose encircled by unlobed acanthus leaves, beading, enclosed acanthus leaves and calyx

Scale: full size

Inscribed: *Rose for the center of Vestibule / Ceiling at Nostd*

Dated: *A delphi / 17 Oct 1783*

Medium: Pen, pencil and brown pen

Dimensions: 400 x 375 mm

Hand: Adam office draughtsman, possibly Robert Adam

NT reference: [17]104, YRK 19751

Location: Nostell Priory drawings press



Catalogue number: 234

Purpose: Working drawing by Robert Adam for part of a ceiling for the Billiard Room; unexecuted

Aspect: Plan of a spandrel ornamented with a fan and calyx

Scale: full size

Inscribed: *Fan in spandrels of Vestibule/ Ciding at Nostd*

Dated: 17 Oct 1783

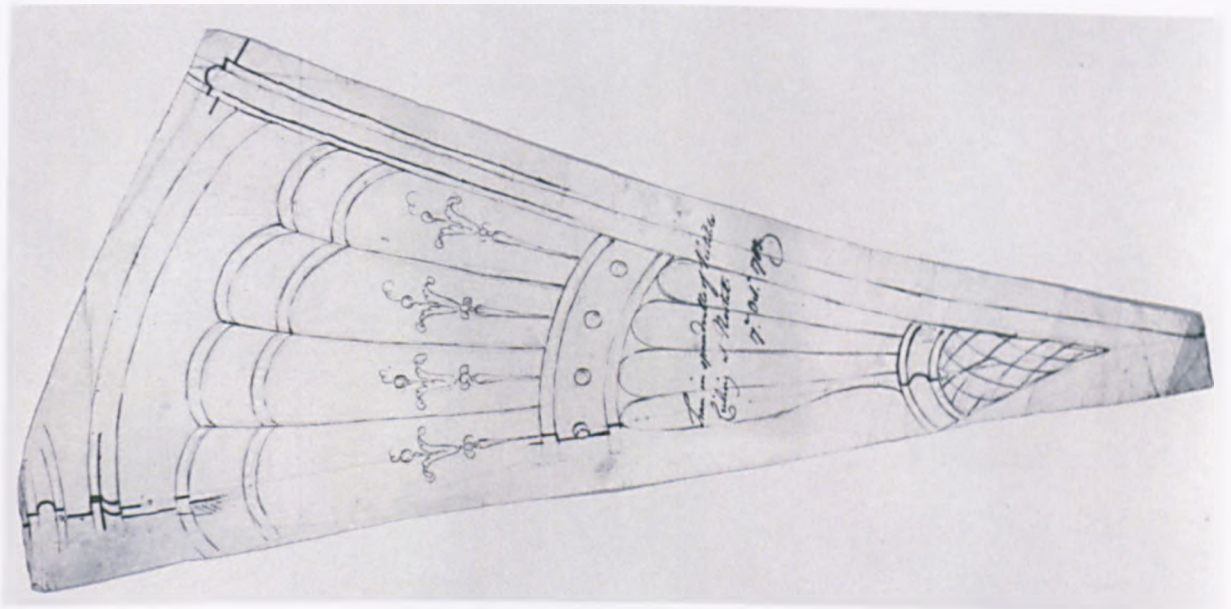
Medium: Pen, pencil and brown pen

Dimensions: 260 x 650 mm

Hand: Robert Adam

NT reference: [17]105, YRK 19572

Location: Nostell Priory drawings press



Catalogue numbers 224-234: Billiard Room, notes:

These drawings are discussed in Volume 1, Chapter 4, part iii.

In 1776 Robert Adam had intended the addition of two wings to the north front of the central block (drawings 198-207). To create a vestibule between these two wings, Adam demolished the 5th Baronet's green dressing room and extended the room outwards. Only Adam's Family wing was built and the newly extended vestibule space was left redundant. In the 1806 and 1818 inventories, the room was listed as a picture gallery.¹¹¹ In c.1819 Charles Winn added a billiard table.¹¹²

Although the Billiard Room never functioned as a vestibule, considerable work was carried out. Adam's drawings for the Billiard Room are listed in his account for drawings produced in 1783.¹¹³ This account includes drawings for the capitals and bases of the Ionic columns (drawings 226-228) and the entablature (drawing 229). According to Adam's account, he also sent design for the ceiling (drawing 231), a working drawing for the ceiling rose (drawing 233) and a working drawing for the spandrel (drawing 234) in September 1783.

¹¹¹ WYAS WYL 1352(2) C4/ 1/ 10A, Inventory on the death of Sir Rowland Winn, 6th Baronet of Nostell, July 1806; WYAS, WYL 1352(2) C4/ 1/ 15-15A, Inventory on the death of John Winn, 19 August 1818.

¹¹² Raikes, S. Nostell Priory Room Catalogue (Research Project, National Trust, Yorkshire Region, 2004), Billiard Room – Room History 2: 2.7.1.1.

¹¹³ WYAS WYL 1352(1) A4/ 1551/2, Letter from Robert Adam to Sir Rowland Winn, 5th Baronet of Nostell, regarding drawings sent to Nostell, no date.

Unknown mouldings (catalogue numbers 235-238)

Catalogue number: 235

Purpose: Working drawing from the Adam office for a moulding; it is not known if this was executed, or for where it was intended

Aspect: Elevation of a moulding

Scale: full size

Date range: 1765-85

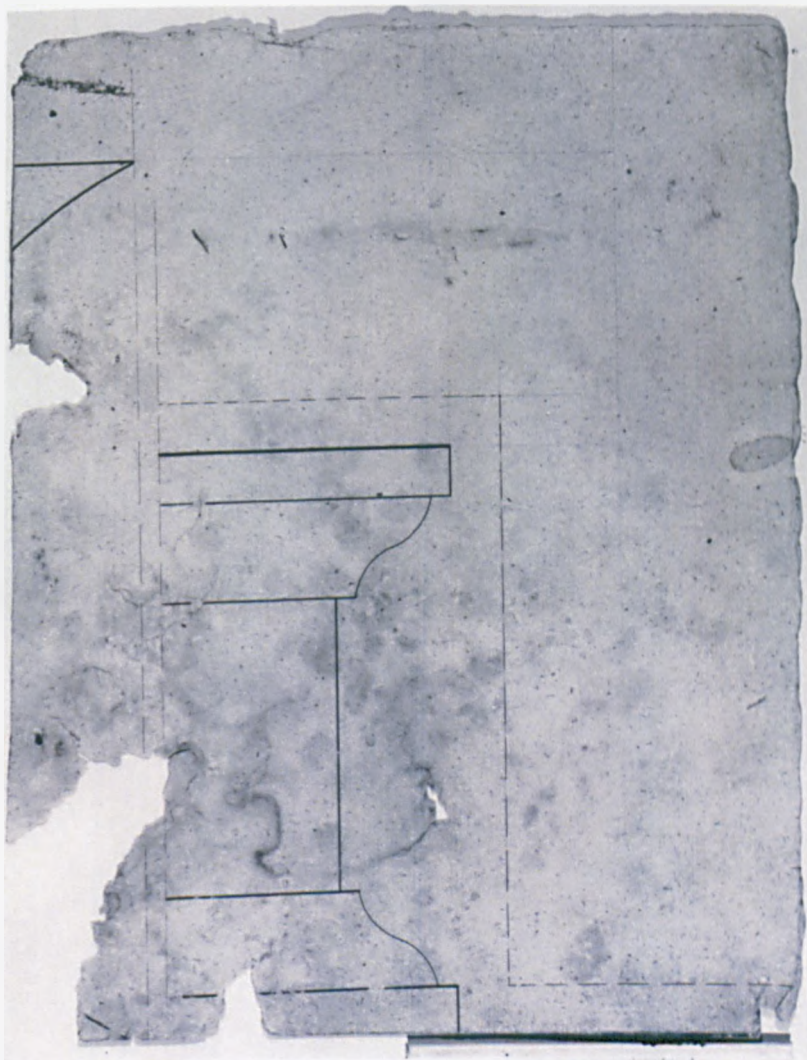
Medium: Pen

Dimensions: 320 x 250 mm

Hand: Adam office draughtsman

NT reference: [17]116, YRK 19748

Location: Nostell Priory drawings press



Catalogue number: 236

Purpose: Design from the Adam office for a moulding; it is not known if this was executed, or for where it was intended

Aspect: Elevation of a detail of a curving band of guilloche

Scale: to a scale

Date range: 1765-85

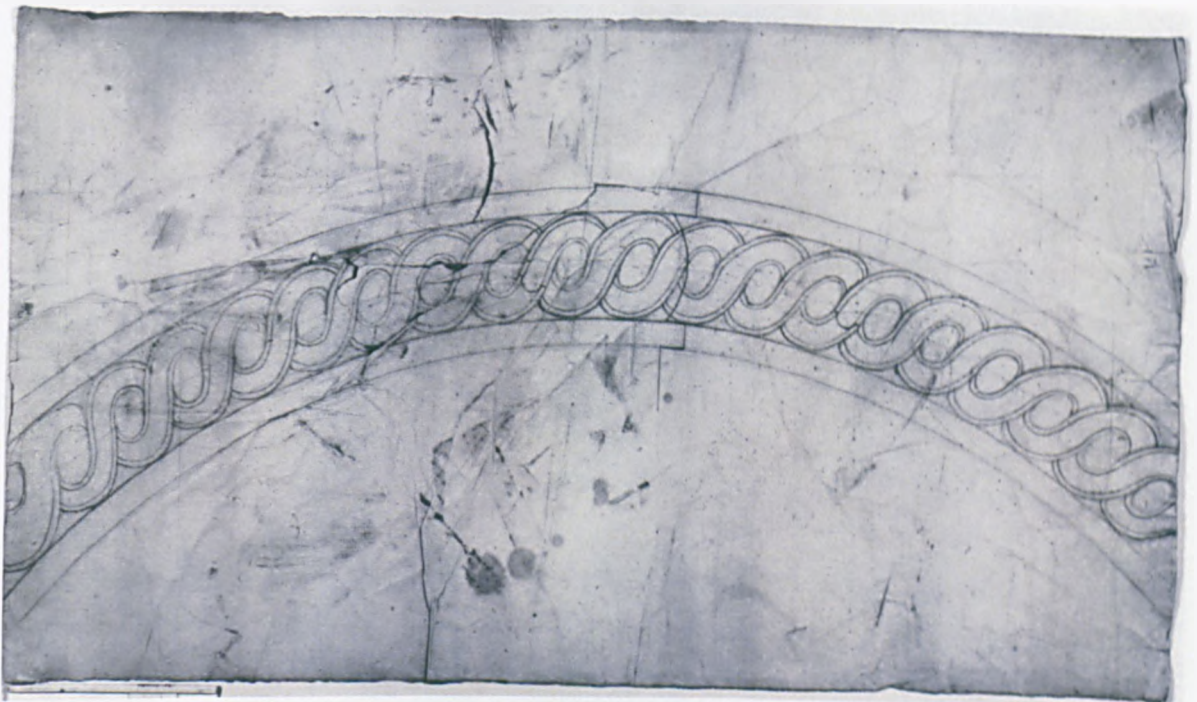
Medium: Pencil

Dimensions: 390 x 690 mm

Hand: Adam office draughtsman

NT reference: [17]118, YRK 19643

Location: Private collection of Lord St Oswald



Catalogue number: 237

Purpose: Design from the Adam office for a plasterwork moulding; it is not known if this was executed, or for where it was intended

Aspect: Plan and section of a detail of a half patera

Scale: full size

Date range: 1765-85

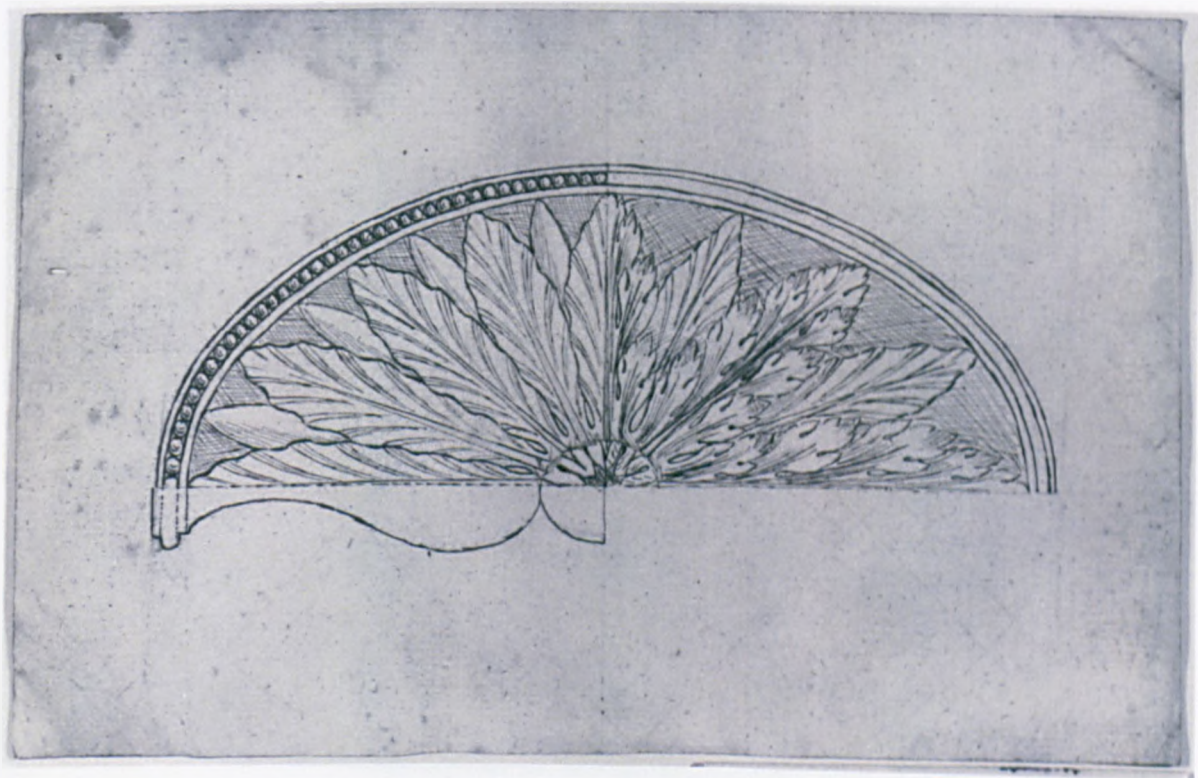
Medium: Pen

Dimensions: 185 x 295 mm

Hand: Adam office draughtsman

NT reference: [17]119, YRK 19734

Location: Nostell Priory drawings press



Catalogue number: 238

Purpose: Design from the Adam office for the cornice of a doorcase; it is not known if this was executed, or for where it was intended

Aspect: Elevation of the cornice of a door, ornamented with dentils

Scale: to a scale

Inscribed: (verso) *refract / Yorkshire*

Date range: 1765-85

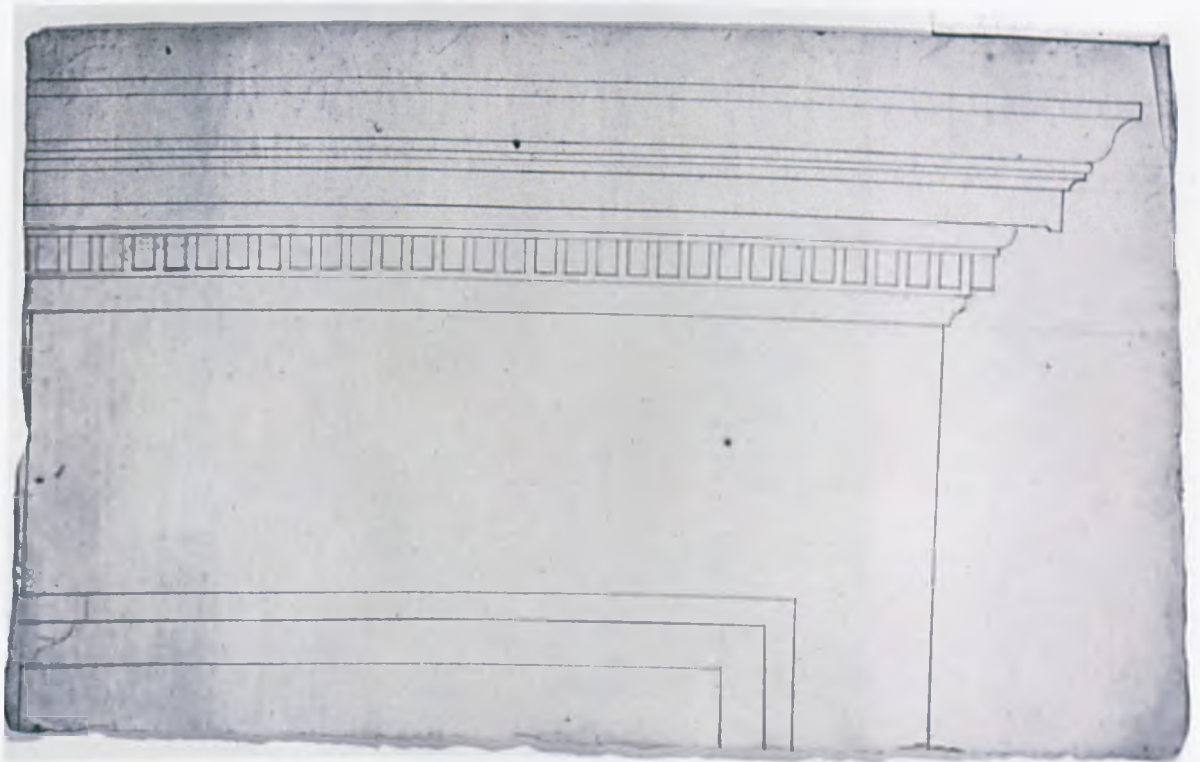
Medium: Pen

Dimensions: 480 x 630 mm

Hand: Adam office draughtsman

NT reference: [17]117, YRK 19559

Location: Private collection of Lord St Oswald



Illustrations

Fig. 1. Henry Pickering, *Sir Rowland Winn, 4th Baronet of Nostell*, 1752, Nostell Priory, West Yorkshire, oil on canvas (The National Trust, *Nostell Priory, Yorkshire* (London, 2001), p. 52).



Fig. 2. Henry Pickering, *Sir Rowland Winn, 4th Baronet of Nostdl*, detail, 1752, Nostell Priory, West Yorkshire, oil on canvas (The National Trust, *Nostdl Priory, Yorkshire* (London, 2001), p. 52).



Fig. 3. Henry Pickering, *Sir Rowland Winn, 4th Baronet of Nostdl*, detail, 1752, Nostell Priory, West Yorkshire, oil on canvas (The National Trust, *Nostdl Priory, Yorkshire* (London, 2001), p. 52).



Fig. 4. Thomas Gainsborough, William Poyntz, 1762, Althorp Castle, Northamptonshire, oil on canvas (www.althorp.com/estate_family_history.php - accessed 20 January 2009).



Fig. 5. Houghton Hall, Norfolk: plan and elevation, by Colen Campbell, from Colen Campbell's *Vitruvius Britannicus* III (1722-35) (Campbell, C. *Vitruvius Britannicus* III (London, 1725), pl. 30).

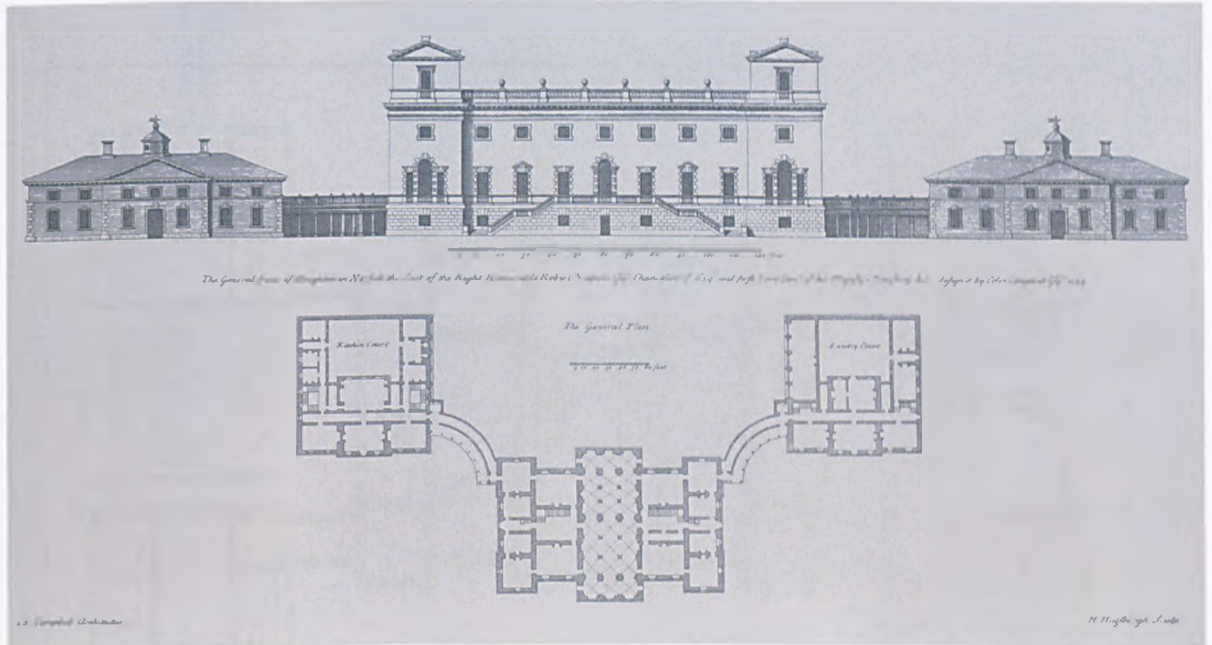


Fig. 6. *Holkham Hall*, Norfolk: plan, by Matthew Brettingham, from Matthew Brettingham's *The Plans, Elevations and Sections, of Holkham in Norfolk, The Seat of the late Earl of Leicester* (1761) (Brettingham, M. *The Plans, Elevations and Sections, of Holkham in Norfolk, The Seat of the late Earl of Leicester* (London, 1761), principal storey).

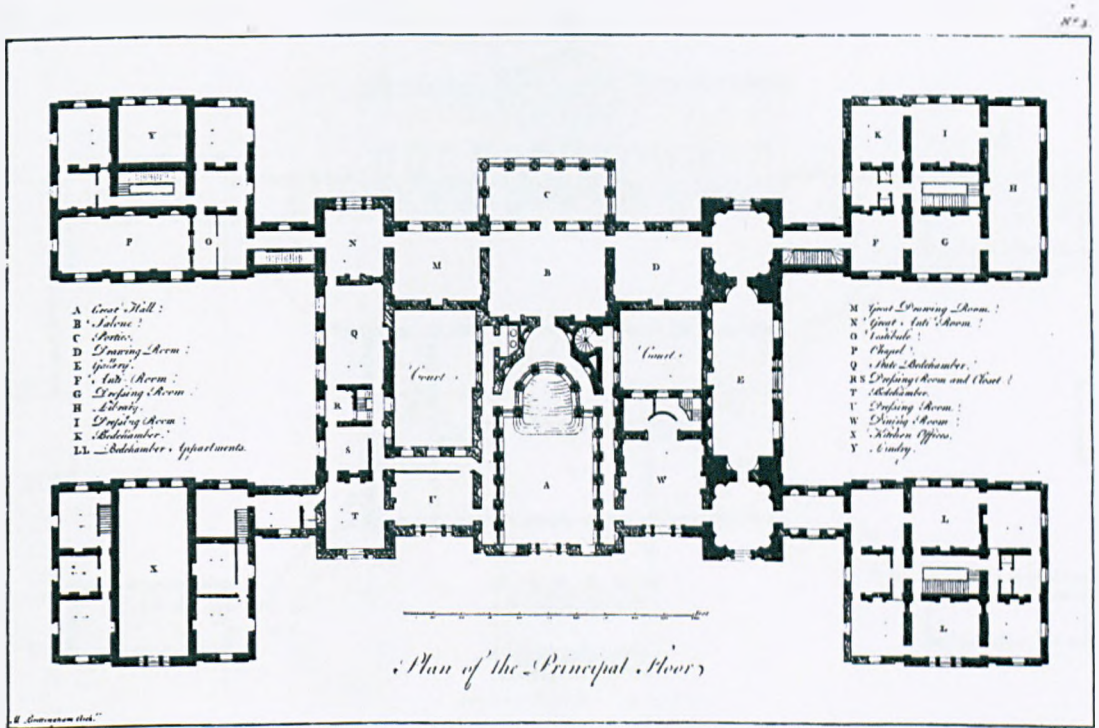


Fig. 7. Colen Campbell, *Design for a great Palladian house in the manner of Nostell*, no date, RIBA, London, pen and wash (Harris, J. (ed.). *Catalogue of the Drawings Collection of the Royal Institute of British Architects*, 4th vol. (Hampshire, 1973), fig. 137).

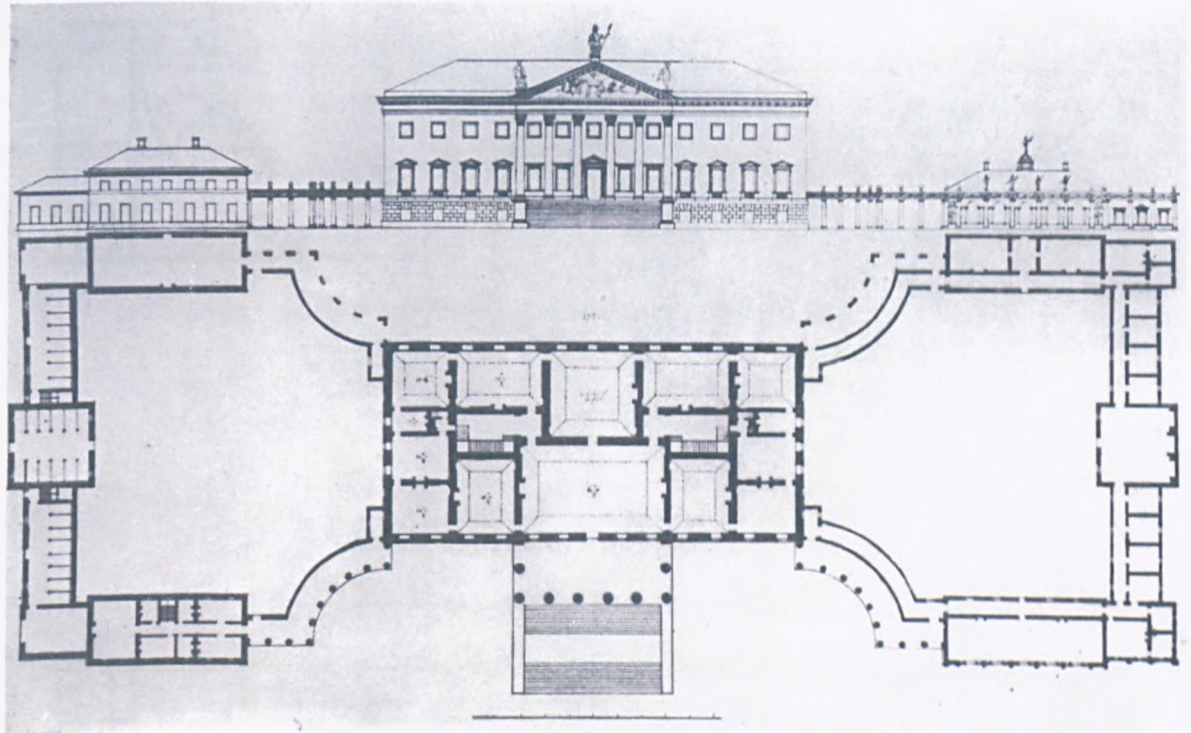


Fig. 8. *Waxstead House*, Essex: elevation, by Colen Campbell, from Colen Campbell's *Vitruvius Britannicus III* (1720) (Campbell, C. *Vitruvius Britannicus III* (London, 1725) pl. 39-40).




Fig. 9. *Villa Moçenigo*, Dolo: plan and elevation, by Andrea Palladio, from Andrea Palladio's *The Four Books on Architecture* (c. mid-sixteenth-century) (Ware, I. (trans.). *Andrea Palladio, The Four Books on Architecture*, 2nd ed. (1738; New York, 1965) Book 2, pl. 58).

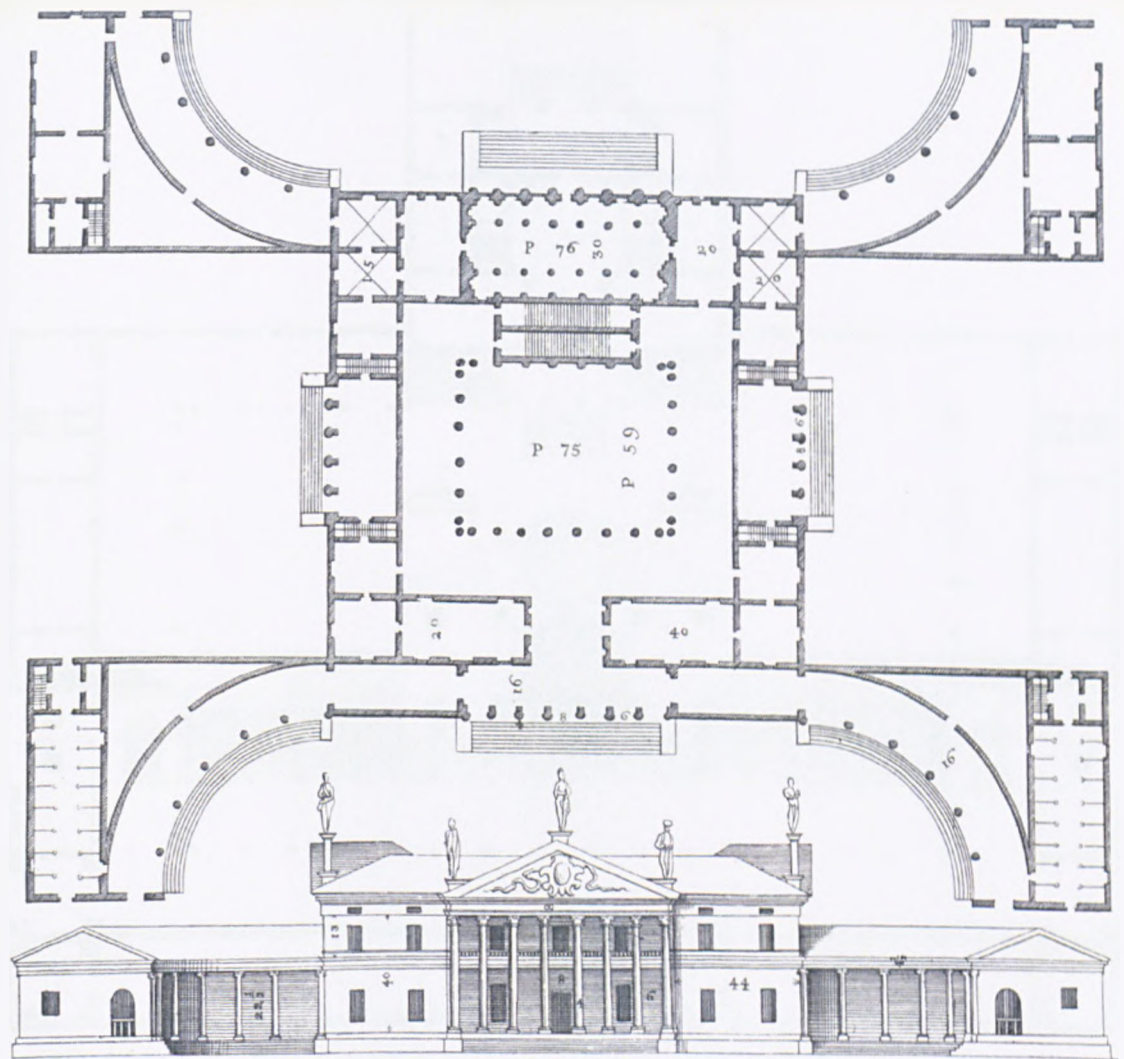


Fig. 10. *Villa Pisani*, Bagnolo: plan and elevation, by Andrea Palladio, from Andrea Palladio's *The Four Books on Architecture* (c. mid-sixteenth century) (Ware, I. (trans.). *Andrea Palladio. The Four Books on Architecture*, 2nd ed. (1738; New York, 1965) Book 2, pl. 30).

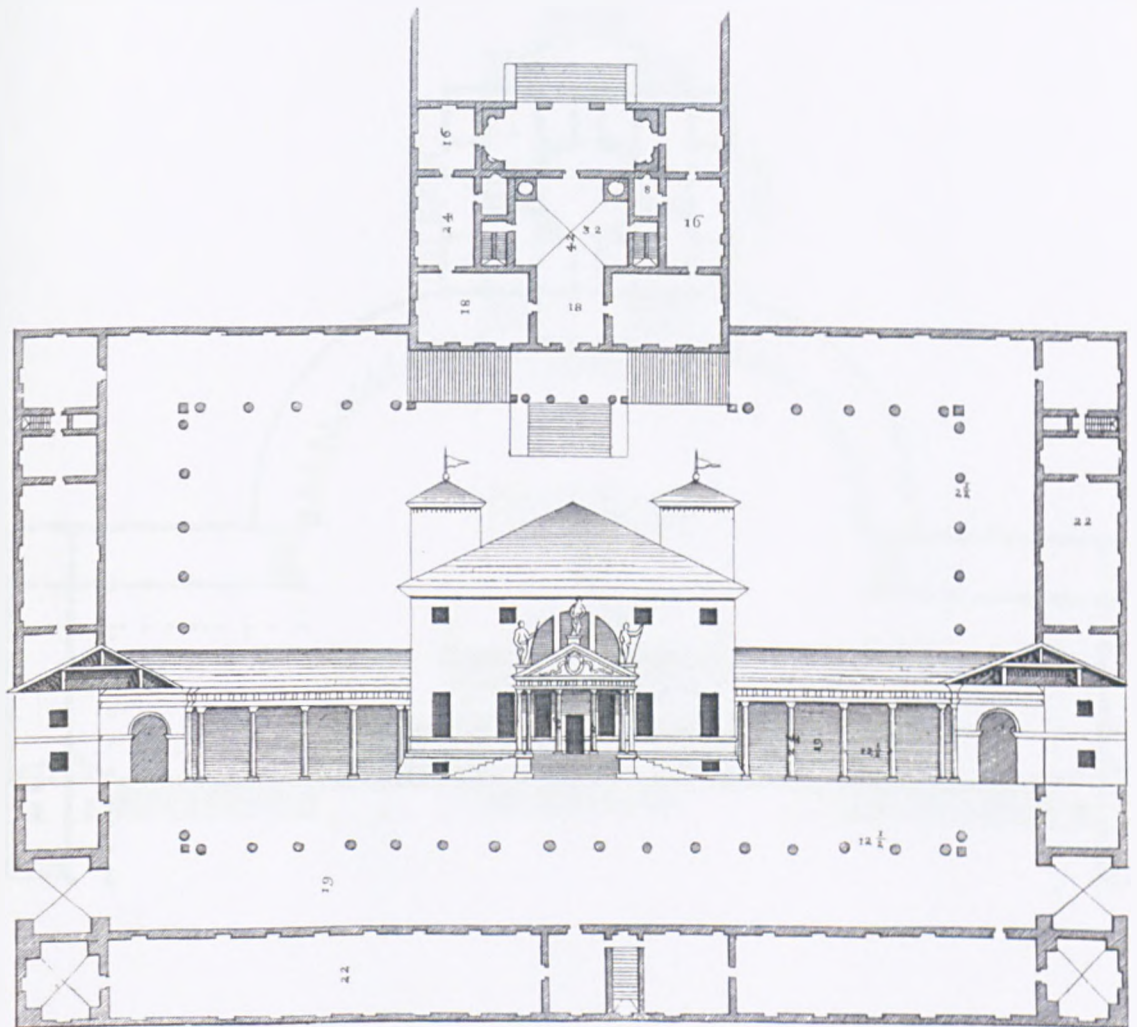


Fig. 11. *Villa Trissino*, Meledo: plan and elevation, by Andrea Palladio, from Andrea Palladio's *The Four Books on Architecture* (c. mid-sixteenth century) (Ware, I. (trans.). *Andrea Palladio. The Four Books on Architecture*, 2nd ed. (1738; New York, 1965) Book 2, pl. 43).

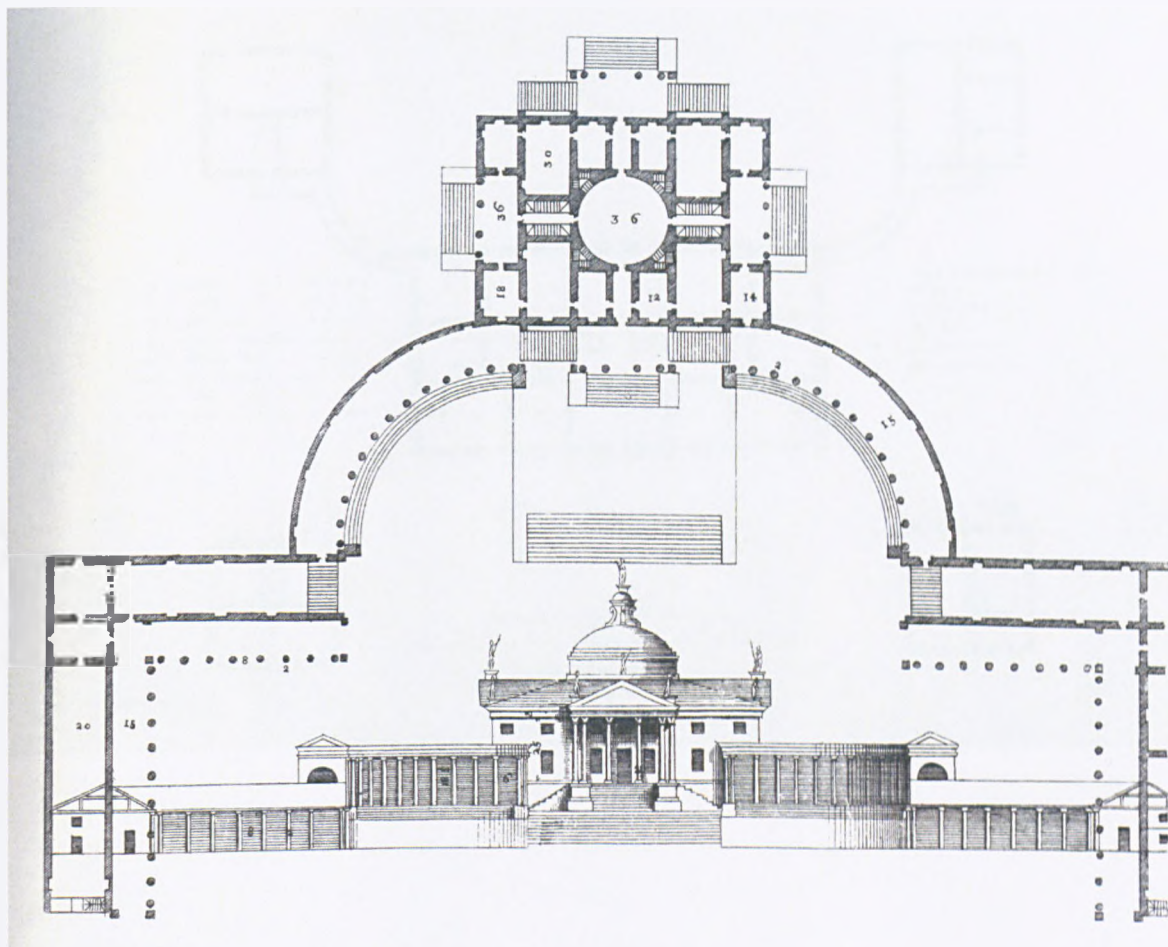


Fig. 12. *Nostdl Priory*; West Yorkshire: plan of the principal floor, by James Paine, from J. Woolfe and J. Gandon's *Vitruvius Britannicus IV* (1767) (Woolfe, J. and Gandon, J. *Vitruvius Britannicus IV* (London, 1767), pl. 70).

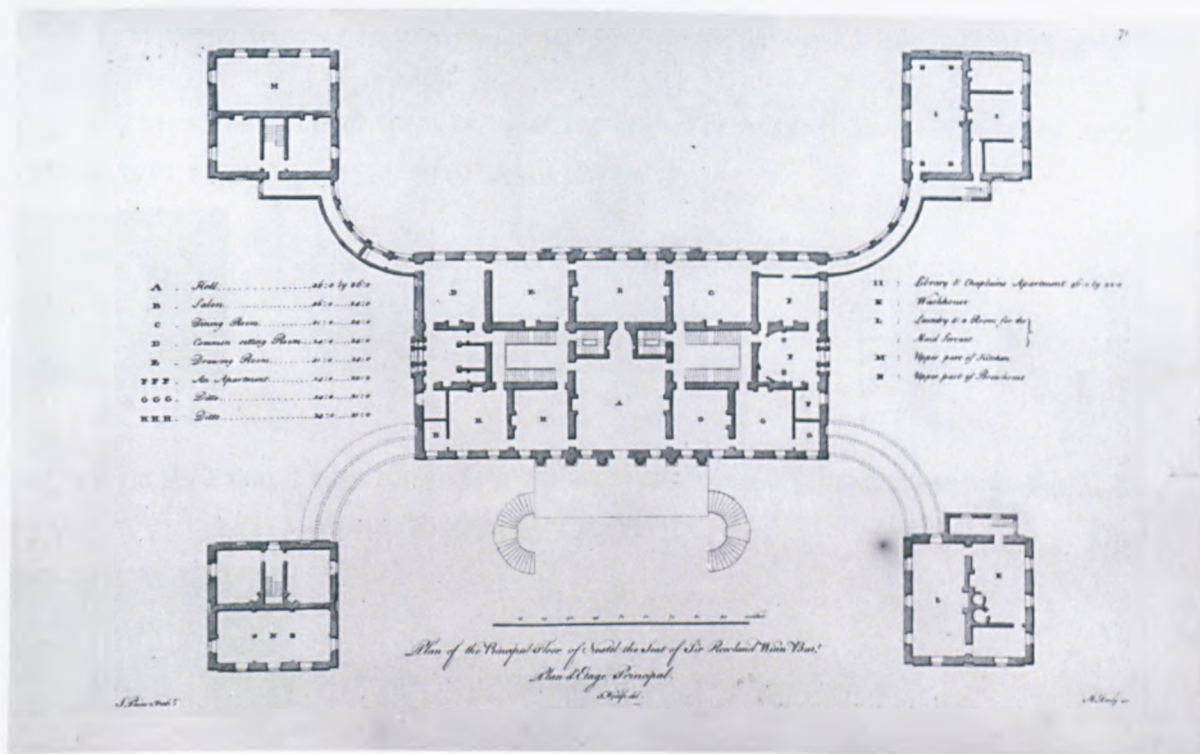


Fig. 13. James Paine, Letter form of 'd' at the beginning of a word, from a letter in the archive (WYAS WYL1352(1) A4/1514/59 (9th April 1747)).




Fig. 14. James Paine, Letter form of 'd' at the end of a word, from a letter in the archive (WYAS WYL1352(1) A4/1514/59 (9th April 1747)).




Fig. 15. James Paine, Letter form of 'g' at the end of a word, from a letter in the archive (WYAS WYL1352(1) A4/1514/59 (9th April 1747)).




Fig. 16. James Paine, Letter form of 'Paine', from a letter in the archive (WYAS WYL1352(1) A4/1514/59 (9th April 1747)).



Fig. 17. James Paine, Letter form of 'P', from a letter in the archive (WYAS WYL1352(1) A4/1514/59 (9th April 1747)).

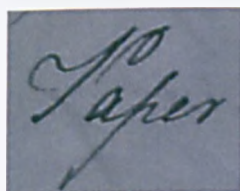


Fig. 18. *Nostdl Priory*; West Yorkshire: detail of the window pediments on the *piano nobile* level (author's photograph).



Fig. 19. *Nostdl Priory*; West Yorkshire: elevation of the east front, by James Paine, from J. Woolfe and J. Gandon's *Vitruvius Britannicus* IV (1767) (Woolfe, J. and Gandon, J. *Vitruvius Britannicus* IV (London, 1767), pl. 72-73).




Fig. 20. *Nostell Priory*, West Yorkshire: east front (author's photograph).



Fig. 21. *Wackonb Hall*, West Yorkshire: principal and garden fronts (Leach, P. *James Payne* (London, 1988), p. 54).




Fig. 22. *Omsby Hall*, Lincolnshire: principal front (Leach, P. *James Payne* (London, 1988), p. 55).




Fig. 23. *Nostdl Priory*, West Yorkshire: composite plan, by Jean Goxwin, from M.W. Brockwell's *Catalogue of the Pictures and other Works of Art in the Collection of Lord St. Oswald at Nostdl Priory* (1915). (Brockwell, M.W. *Catalogue of the Pictures and other Works of Art in the Collection of Lord St. Oswald at Nostdl Priory* (London, 1915), pl. 5).

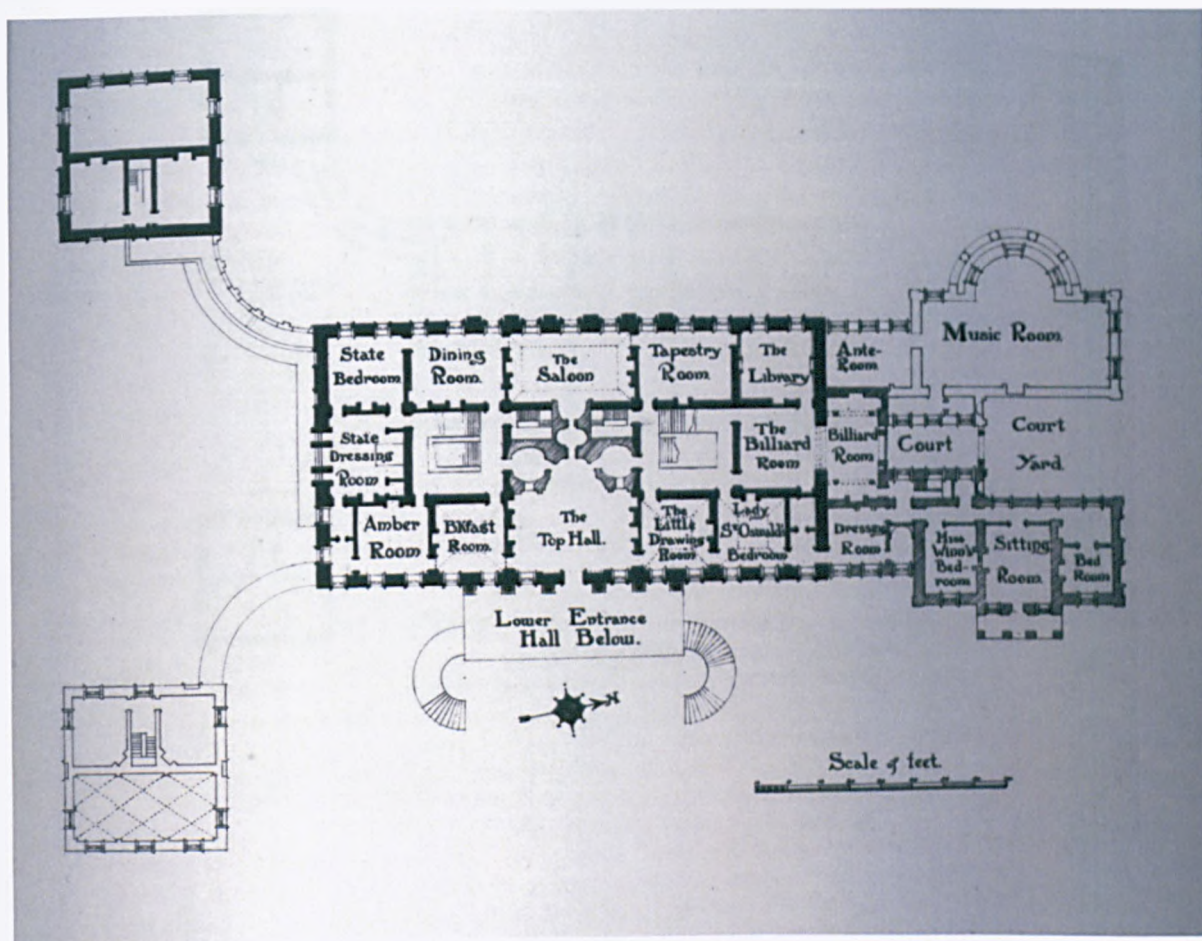


Fig. 24. *Nostdl Priory*, West Yorkshire: plan of the basement floor, by James Paine, from J. Woolfe and J. Gandon's *Vitruvius Britannicus* IV (1767) (Woolfe, J. and Gandon, J. *Vitruvius Britannicus* IV (London, 1767), pl. 71).

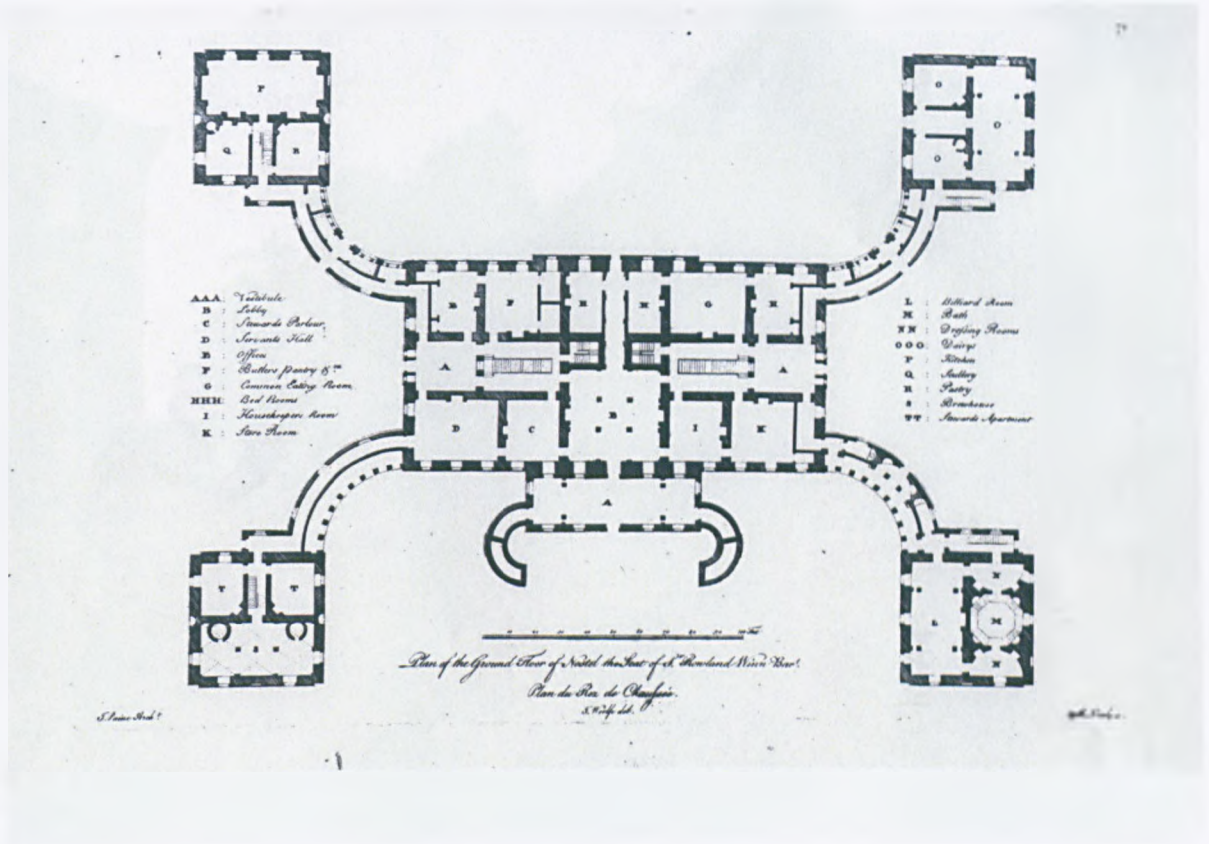


Fig. 25. *Nostdl Priory*; West Yorkshire: west front of the Kitchen pavilion and link (author's photograph).



Fig. 26. *Nostell Priory*, West Yorkshire: State Dressing Room (The National Trust, *Nostell Priory, Yorkshire* (London, 2001), p. 18).



Fig. 27. *Nostell Priory*, West Yorkshire: south front of the central block (author's photograph).




Fig. 28. *Katleston Hall*, Derbyshire: plan of the *piano nobile* level, by Robert Adam, SM Adam volume 40/6 (1760).

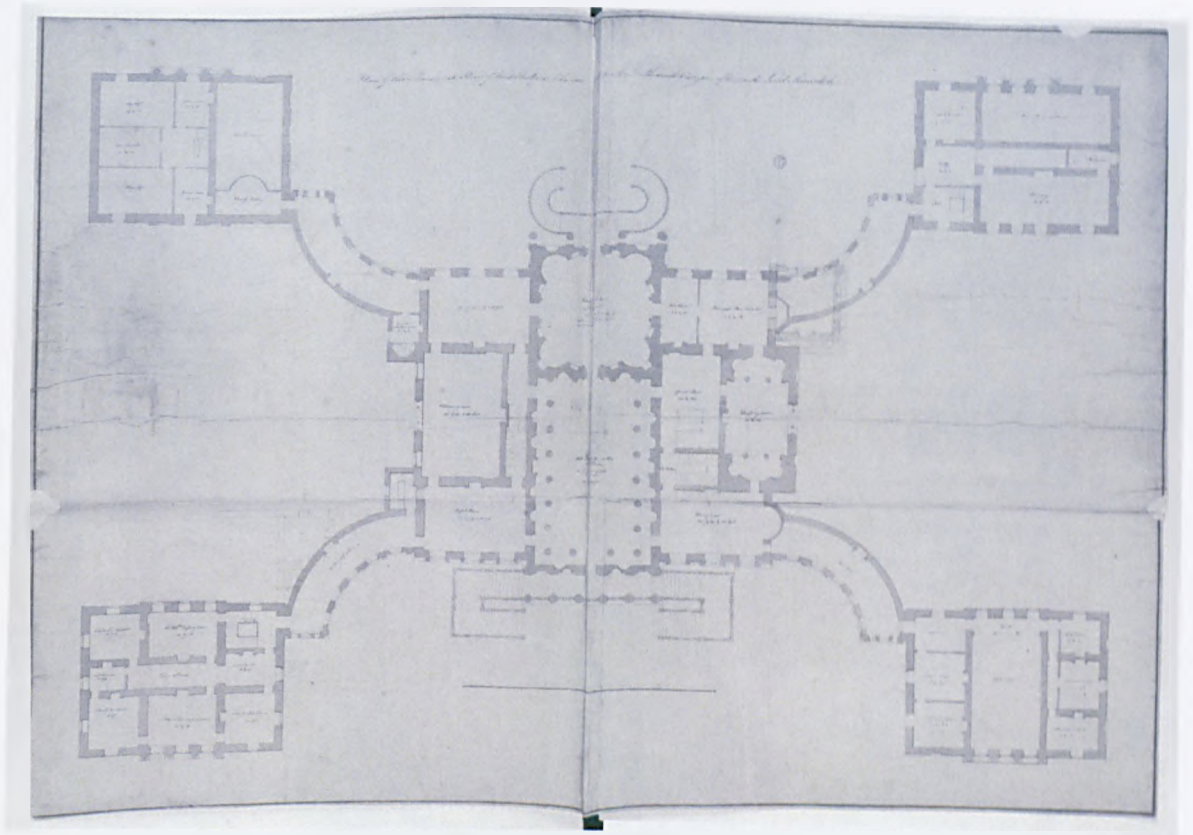


Fig. 29. *Kaleston Hall*, Derbyshire: section of the stairwell, by Robert Adam, SM Adam volume 40/ 25 (1760).




Fig. 30. *Nostdl Priory*, West Yorkshire: State Dining Room (The National Trust, *Nostdl Priory, Yorkshire* (London, 2001), p. 21).



Fig. 31. *Side board for Lord Orford*, location unknown: side board, by William Kent, from William Kent's *Some Designs of Mr Inigo Jones and Mr Wm Kent* (date unknown) (Vardy, J. *Some Designs of Mr Inigo Jones and Mr Wm Kent, with some Additional Designs* (London, 1744), pl. 41).




Fig. 32. *Nostdl Priory*, West Yorkshire: north staircase (Raikes, S. 'Nostell Priory Room Catalogue' (Research Project, National Trust, Yorkshire Region, 2004), Staircase Illustrations: 12).



Fig. 33. *Nostell* Priory, West Yorkshire: south staircase (Raikes, S. 'Nostell Priory Room Catalogue' (Research Project, National Trust, Yorkshire Region, 2004), Staircase Illustrations: 17).



Fig. 34. *Nostell Priory*, West Yorkshire: portrait medallions in the north staircase (Raikes, S. 'Nostell Priory Room Catalogue' (Research Project, National Trust, Yorkshire Region, 2004), Staircase Illustrations: 11).



Fig. 35. *Nostdl Priory*, West Yorkshire: Crimson Bedroom (The National Trust, *Nostdl Priory; Yorkshire*(London, 2001), p. 15).



Fig. 36. *Nostell Priory*, West Yorkshire: Breakfast Room (The National Trust, *Nostell Priory, Yorkshire*(London, 2001), p. 13).



Fig. 37. *Nostdl Priory*, West Yorkshire: dolls' house (Cornforth, J. *Early Georgian Interiors* (New Haven and London, 2004), p. 17).



Fig. 38. *Putworth*, Sussex: White and Gold Room (Cornforth, J. *Early Georgian Interiors* (New Haven and London, 2004), p. 55).



Fig. 39. *Nostdl Priory*; West Yorkshire: Lower Hall (The National Trust, *Nostdl Priory, Yorkshire* (London, 2001), p. 6).



Fig. 40. Rowland Lockey after Holbein, *Sir Thomas More and his Family*, 1592, Nostell Priory, West Yorkshire, oil on canvas (The National Trust, *Nostell Priory, Yorkshire* (London, 2001), p. 7).



Fig. 41. *Nostdl Priory*, West Yorkshire: Saloon (The National Trust, *Nostdl Priory, Yorkshire* (London, 2001), p. 23).



Fig. 42. George Williamson (attributed to), *Robert Adam* c.1770-74, National Portrait Gallery, London, oil on canvas (Rowan, A. *Veiling Ambition: The Adam Brothers, Contractors to the Monarchs in the Reign of George III* (London, 2007), p. 9).



Fig. 43. *Nostell Priory*, West Yorkshire, Library (Raikes, S. 'Nostell Priory Room Catalogue' (Research Project, National Trust, Yorkshire Region, 2004), Library Illustrations: 9).



Fig. 44. Hugh Douglas Hamilton, *Sir Rowland and Lady Winn*, 1770, Nostell Priory, West Yorkshire, oil on canvas (The National Trust, *Nostell Priory, Yorkshire* (London, 2001), p. 54).



Fig. 45. *Nostdl Priory*, West Yorkshire: Top Hall (The National Trust, *Nostdl Priory, Yorkshire* (London, 2001), p. 9).



Fig. 46. *Nostdl Priory*, West Yorkshire: vestibule, east front (author's photograph).



Fig. 47. *Nostdl* Priory, West Yorkshire: Billiard Room (The National Trust, *Nostdl Priory, Yorkshire*(London, 2001), p. 31).



Fig. 48. York Assembly Rooms, North Yorkshire: plan, Lord Burlington, 1731 (Drake, F. Eboracum: or The History and Antiquities of the City of York, from its Origins to the Present Times (London, 1736), pl. 338.3).

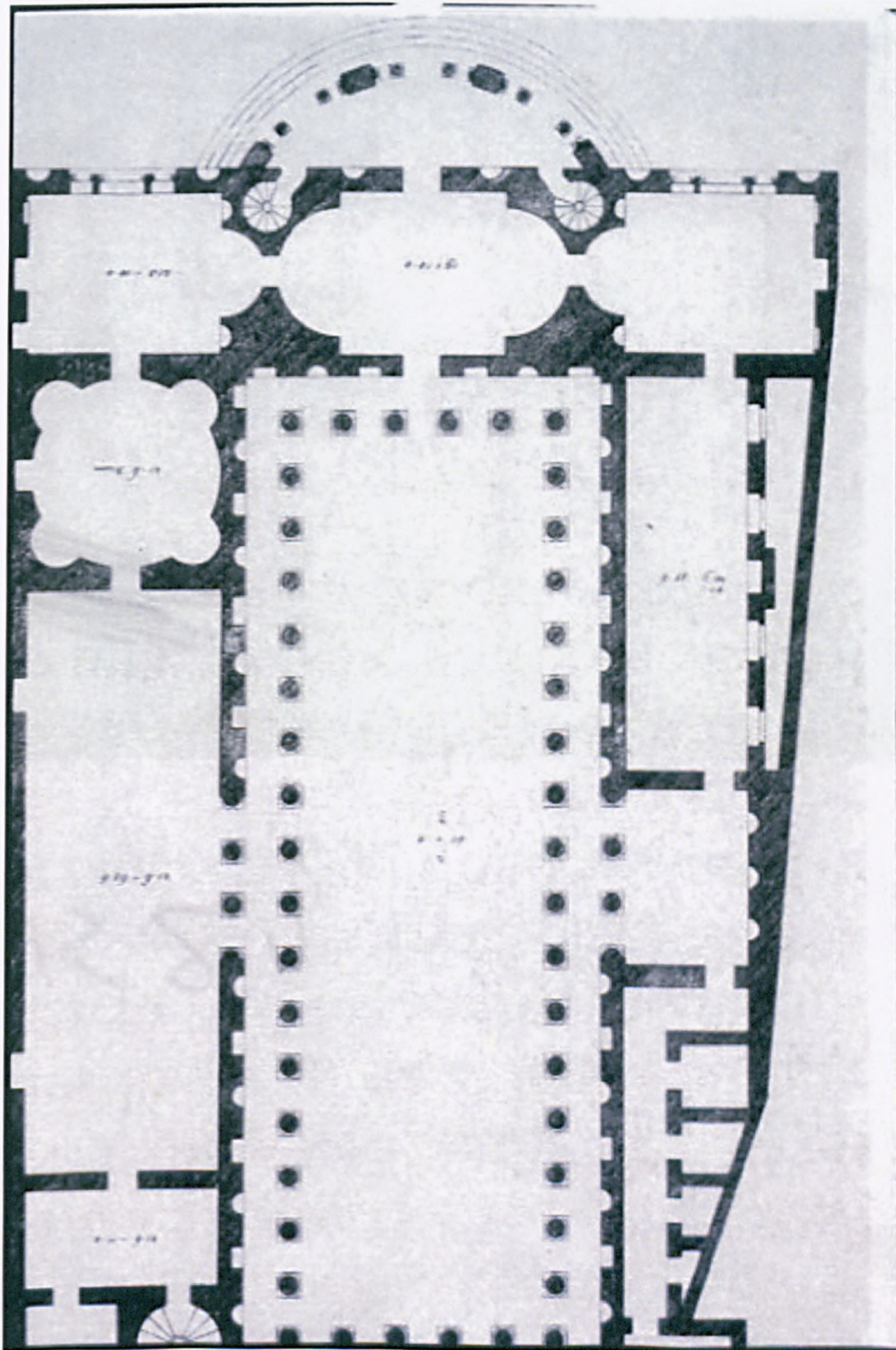


Fig. 49. *Kedleston Hall*, Derbyshire: Saloon (www.countrylifeimages.co.uk (accessed 24 October 2011)).



Fig. 50. *Nostdl Priory*, West Yorkshire: Family Wing (author's photograph).



Fig. 51. *Nostdl Priory*, West Yorkshire, north front of the central block, and west front of the Family Wing and proposed light-well area (author's photograph).



Fig. 52. Robert Adam, Design for a Classical Villa, Front and rear elevations with the ground-floor plan, date unknown, Sir John Soane's Museum, London, pen (Rowan, A. *Designs for Castles and Country Villas by Robert and James Adam* (Oxford, 1985), pl. 4).

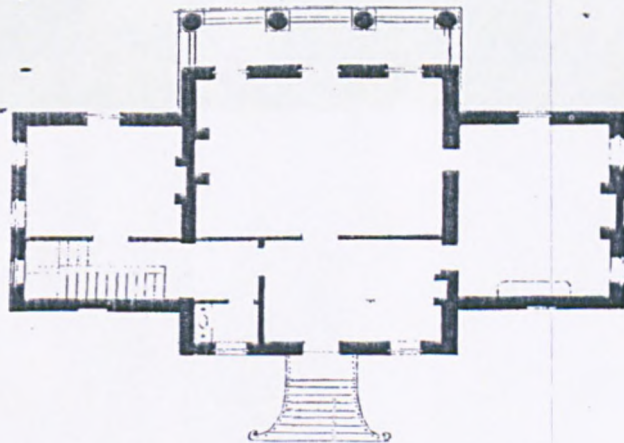




Fig. 53. *Kedleston Hall*, Derbyshire: north front (The National Trust, *Kedleston Hall, Derbyshire* (Hampshire, 1988), p. 40).



Fig. 54. *Wentworth Woodhouse*, West Yorkshire: principal front (Jenkins, S. *Disaster Britain's Historic Houses: Yorkshire* (London, 2003), p. 150-51).



Fig. 55. *Wentworth Woodhouse*, West Yorkshire: Pillared Hall (www.countrylifeimages.co.uk (accessed 24 October 2011)).



Fig. 56. *Nostdl Priory*, West Yorkshire: west front (author's photograph).

