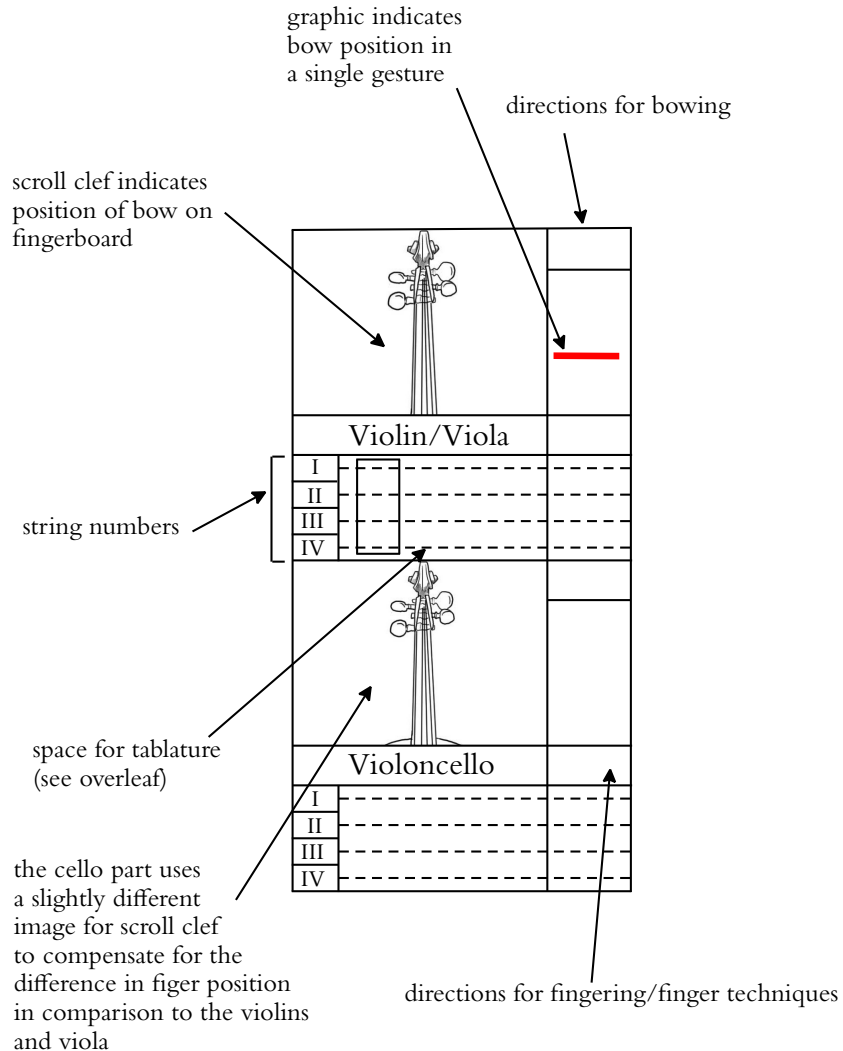


Dualities

String Quartet

Score anatomy

Below is a detailed explanation of the score layout and the notation used.



Colour

The use of colour in the score is indicative of bow pressure. All bowings should be the same speed regardless of pressure. These pressures are indicated thus:

Almost nothing	→
Extremely light	→
Very light	→
Light	→
1 [Medium light	→
	Medium heavy
Heavy	→
Very heavy	→
Extremely heavy	→

NB: There is a difference between heavy pressure and overpressure (Scratch tone). These pressures are relative and all tones should be 'clean' (unless indicated otherwise). It is therefore possible to have a very heavy 'clean' tone and a light 'scratch' tone.

1 These might be considered 'normal' bow pressure

General points

The piece uses a semi-graphic score, which is explained to the left.

Each line on the graph indicates a single bow movement (a down bow for the violins and viola, an upbow for the cello) that covers all four strings from I (highest) to IV (lowest). If this is not possible then the performer should continue the gesture on an upbow with as little interruption to the flow of the note as possible.

The players are to attack the strings from below the fingers, that is to say, between the fingers and the nut/scroll, as indicated on the 'scroll clef'.

The piece uses time-space notion. Each 'bar' represents one minute of performance time. There are occasionally pauses shown with a square fermata and a time indication. The approximate time is shown at the beginning of each new bar as 'x'x" where 8'30" is equal to eight minutes and thirty seconds.

The following abbreviations are used:

fl.: flautando

m.vib.: molto vibrato (unless indicated all gestures should have no vibrato)










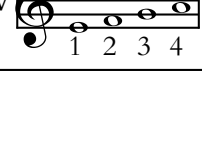
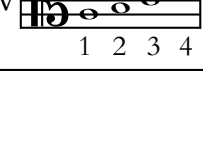

norm.: this cancels playing techniques e.g. overpressure and vibrato

scratch: scratch tone













NB: when a performer is required to move from normal pressure to overpressure, a dashed hairpin is used as an indicator of pressure change. This is notated thus: - - - - -

ord.: this cancels the order to play on a specific string and indicates that the player should return to playing across all four strings.

5th position


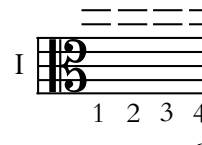
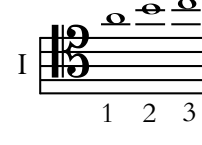






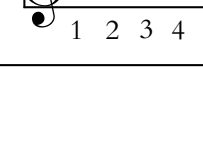
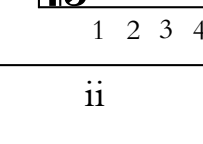
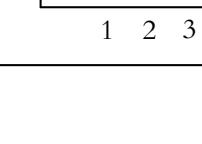
Violins	Viola	Violoncello
I 	I 	I 
II 	II 	II 
III 	III 	III 
IV 	IV 	IV 

6th position

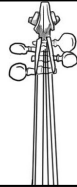

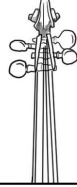

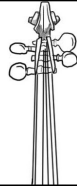

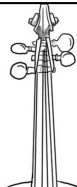

Violins	Viola	Violoncello
I 	I 	I 
II 	II 	II 
III 	III 	III 
IV 	IV 	IV 

Finger positions
for tablature

7th position

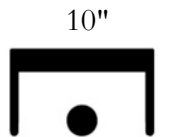
Violins	Viola	Violoncello
I 	I 	I 
II 	II 	II 
III 	III 	III 
IV 	IV 	IV 

Dualities: for string quartet

		
		
Violin 1		6th position
I	-----	-1-----
II	-----	-2-----
III	-----	-3-----
IV	-----	-4-----
		
		
Violin 2		6th position
I	-----	-4-----
II	-----	-3-----
III	-----	-2-----
IV	-----	-1-----
		
		
Viola		6th position
I	-----	-1-----
II	-----	-2-----
III	-----	-3-----
IV	-----	-4-----
		
		
Violoncello		6th position
I	-----	-3-----
II	-----	-3-----
III	-----	-2-----
IV	-----	-1-----

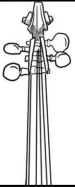
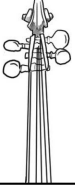
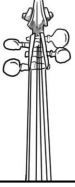
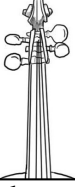
Note:

The players fingers move from 6th, to 5th, and finally to 7th position over the piece's duration. Players should treat this movement as an extremely slow glissando, arriving at each position when it is specified in the score. Some adjustment of this movement may be required in order to accurately perform some of the harmonics specified.

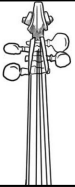

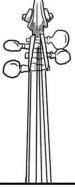

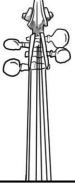
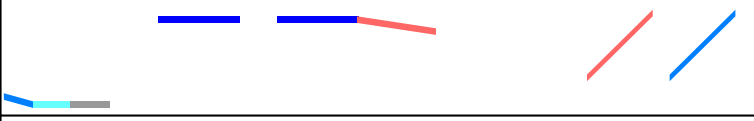
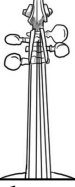



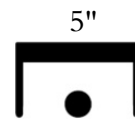
1'10"

2'10"


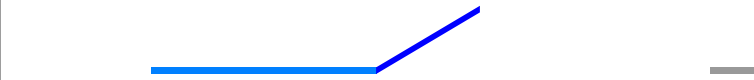


			
Violin 1			
I	-1		-2
II	-2		-3
III	-3		-1
IV	-4		-4
			II
Violin 2			
I	-4		-4
II	-3		-3
III	-1		-1
IV	-2		-2
			ord.
Viola		II	
I	-1		-1
II	-4		-4
III	-3		-3
IV	-2		-2
		III ord.	I ord.
Violoncello			
I	-2		-2
II	-3		-1
III	-3		-2
IV	-1		-1

3'10"

	I
	
Violin 1	
I	-2
II	-3
III	-1
IV	-4
	ord. II III IV
	
Violin 2	
I	-4
II	-3
III	-1
IV	-2
	I + II ord.
	
Viola	
I	-4
II	-2
III	-1
IV	-3
	IV
	
Violoncello	m. vib.
I	
II	
III	
IV	-1

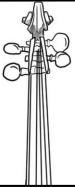


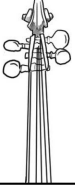


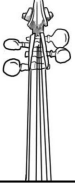
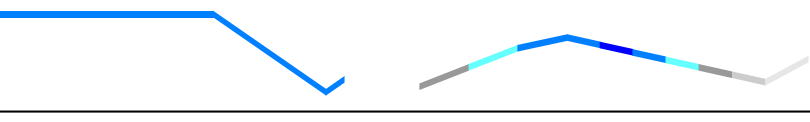

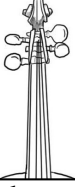
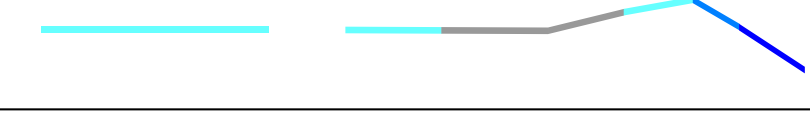
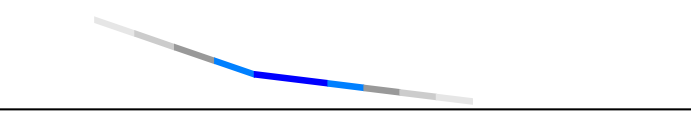


4'15"

ord.	i
	
5.5 Position	
-2	
-2	
-1	
-2	
III	ord.
	
5.5 Position	
-1	
-1	
-2	
-4	
ord.	
	
5.5 Position	
-4	
-2	
-3	
-2	
IV	
	
5.5 Position norm.	
-1	

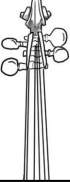


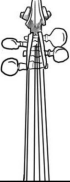


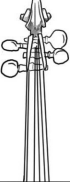


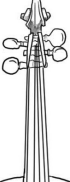
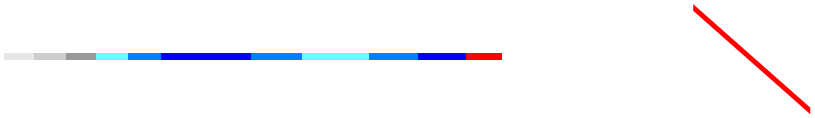

5'15"

6'15"

		ord.		
Violin 1				
I	2	-----	-----	1
II	2	-----	-----	2
III	1	-----	-----	3
IV	2	-----	-----	4
				
Violin 2				
I	1	-----	-----	2
II	1	-----	-----	1
III	2	-----	-----	2
IV	4	-----	-----	4
		I		
Viola				
I	4	-----	-----	4
II	2	-----	-----	1
III	3	-----	-----	2
IV	2	-----	-----	3
		ord.		
Violoncello				
I	2	-----	-----	2
II	2	-----	-----	2
III	1	-----	-----	1
IV	1	-----	-----	2

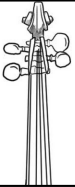
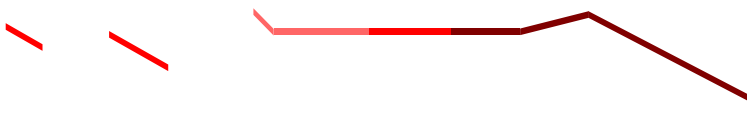

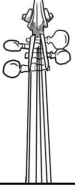


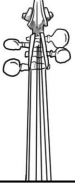


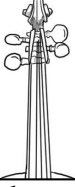


7'15"

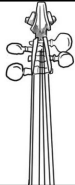


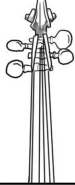


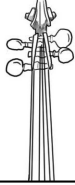
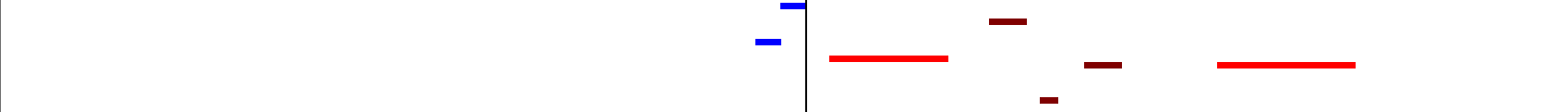
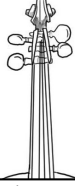
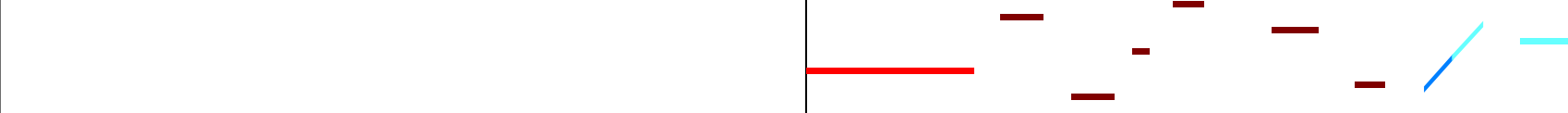
8'15"

	<p><i>i</i></p> 	<p>ord. <i>I</i></p> 								
<p>Violin 1</p>	<p>5th position</p>									
<table border="1"> <tr><td>I</td><td></td></tr> <tr><td>II</td><td></td></tr> <tr><td>III</td><td></td></tr> <tr><td>IV</td><td></td></tr> </table>	I		II		III		IV		<p>3</p> <p>-----</p> <p>-----</p> <p>-----</p> <p>-----</p>	<p>3</p> <p>-----</p> <p>-----</p> <p>-----</p> <p>-----</p>
I										
II										
III										
IV										
	<p><i>III</i></p> 	<p>ord.</p> 								
<p>Violin 2</p>	<p>5th position</p>									
<table border="1"> <tr><td>I</td><td></td></tr> <tr><td>II</td><td></td></tr> <tr><td>III</td><td></td></tr> <tr><td>IV</td><td></td></tr> </table>	I		II		III		IV		<p>-----</p> <p>-----</p> <p>----- 3</p> <p>----- 4</p>	<p>-----</p> <p>-----</p> <p>----- 3</p> <p>----- 4</p>
I										
II										
III										
IV										
	<p>ord.</p> 	<p><i>i</i></p> 								
<p>Viola</p>	<p>5th position</p>									
<table border="1"> <tr><td>I</td><td></td></tr> <tr><td>II</td><td></td></tr> <tr><td>III</td><td></td></tr> <tr><td>IV</td><td></td></tr> </table>	I		II		III		IV		<p>-----</p> <p>----- 4</p> <p>----- 3</p> <p>----- 2</p> <p>----- 1</p>	<p>-----</p> <p>----- 3</p> <p>-----</p> <p>-----</p>
I										
II										
III										
IV										
	<p><i>IV</i></p> 	<p>IV <i>II</i></p> 								
<p>Violoncello</p>	<p>5th position</p>	<p>m. vib. norm.</p>								
<table border="1"> <tr><td>I</td><td></td></tr> <tr><td>II</td><td></td></tr> <tr><td>III</td><td></td></tr> <tr><td>IV</td><td></td></tr> </table>	I		II		III		IV		<p>-----</p> <p>-----</p> <p>-----</p> <p>----- 2</p>	<p>-----</p> <p>----- 1</p> <p>----- 2</p> <p>-----</p>
I										
II										
III										
IV										

9'15"

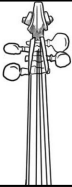


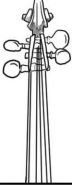

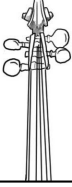





10'15"

	ord.		I	
Violin 1	5.5 Position	fl. ----- scratch		
I	2	-----		2
II	1	-----		
III	2	-----		
IV	4	-----		
				
Violin 2	5.5 Position	scratch	fl.	scratch sempre
I	1	-----		
II	2	-----		
III	1	-----		
IV	1	-----		
	o.p.			
Viola	5.5 Position		fl.	scratch sempre
I	1	-----		
II	1	-----		
III	1	-----		
IV	1	-----		
			ord. → II	
Violoncello	5.5 Position	scratch sempre	scratch → fl.	
I	1	-----		
II	2	-----		
III	3	-----		
IV	3	-----		

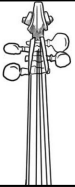

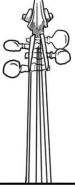
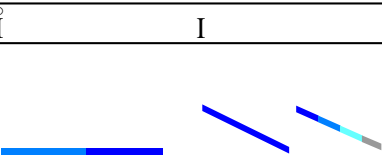
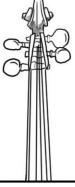
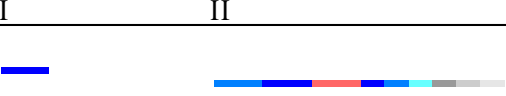
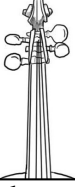
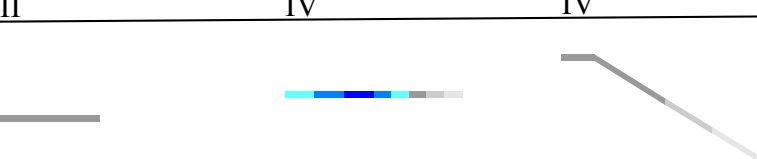
11'15"		12'15"	
	ord.	IV	ord.
			
Violin 1	6th Position	fl.	scratch
I	-----	-----	-----
II	-----	-----	-----
III	-----	-----	-----
IV	-----	-----	-----
		4	4
		IV	I
			
Violin 2	6th Position	scratch	fl.
I	-----	-----	-----
II	-----	-----	-----
III	-----	-----	-----
IV	-----	-----	-----
		4	4
			II
			
Viola	6th Position	scratch	ord.
I	-----	-----	-----
II	-----	-----	-----
III	-----	-----	-----
IV	-----	-----	-----
		4	4
			I
			
Violoncello	6th Position	scratch	fl.
I	-----	-----	-----
II	-----	-----	-----
III	-----	-----	-----
IV	-----	-----	-----
		4	4

13'15"


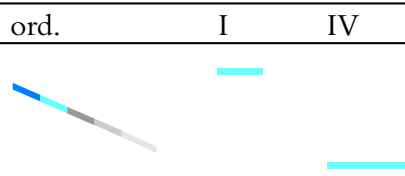

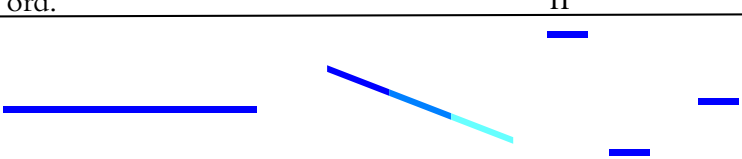
14'15"

			IV
			
Violin 1	6.5 Position	scratch	scratch ::::::::::: fl.
I		3	
II		2	
III		1	
IV		4	4
			I
			
Violin 2	6.5 Position		scratch ::::::: fl.
I			2
II			
III			
IV			
		IV II	I
			
Viola	6.5 Position		scratch ::::: fl.
I	1		1
II	2		
III	3		
IV	4		
		I II ord. II	IV
			
Violoncello	6.5 Position		scratch ::::: fl.
I	3		
II	3		
III	2		
IV	1		1

15'15"

	<i>i</i> II
	
Violin 1	7th position
I	1
II	2
III	
IV	
	<i>i</i> I
	
Violin 2	7th position
I	1
II	
III	
IV	
	<i>i</i> <i>ii</i>
	
Viola	7th position
I	1
II	1
III	
IV	
	<i>ii</i> <i>iv</i> IV
	
Violoncello	7th position
I	2
II	1
III	
IV	1

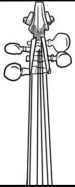

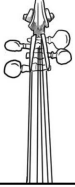

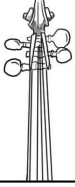

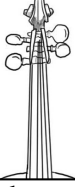

16'30"

	ord. II
	
I	
II	
III	
IV	
	ord. I IV
	
I	4
II	3
III	2
IV	1
	ord. II
	
I	4
II	1
III	3
IV	2
	ord. II
	
I	
II	
III	
IV	

15"



17'30"

		ord.	IV	ord.
				
Violin 1				
I	-----	-1	-----	-----
II	-----	-2	-----	-----
III	-----	-3	-----	-----
IV	-----	-4	-----	-----
		ord.		o.p.
				
Violin 2				
I	-----	-4	-----	-----
II	-----	-3	-----	-----
III	-----	-2	-----	-----
IV	-----	-1	-----	-----
		ord.	I	ord.
				
Viola				
I	-----	-4	-----	-----
II	-----	-1	-----	-----
III	-----	-2	-----	-----
IV	-----	-3	-----	-----
		ord.		
				
Violoncello				
I	-----	-1	-----	-----
II	-----	-3	-----	-----
III	-----	-3	-----	-----
IV	-----	-2	-----	-----

Dedicated to the Shappard Quartet

Daniel Wilson
Leeds
March 2011